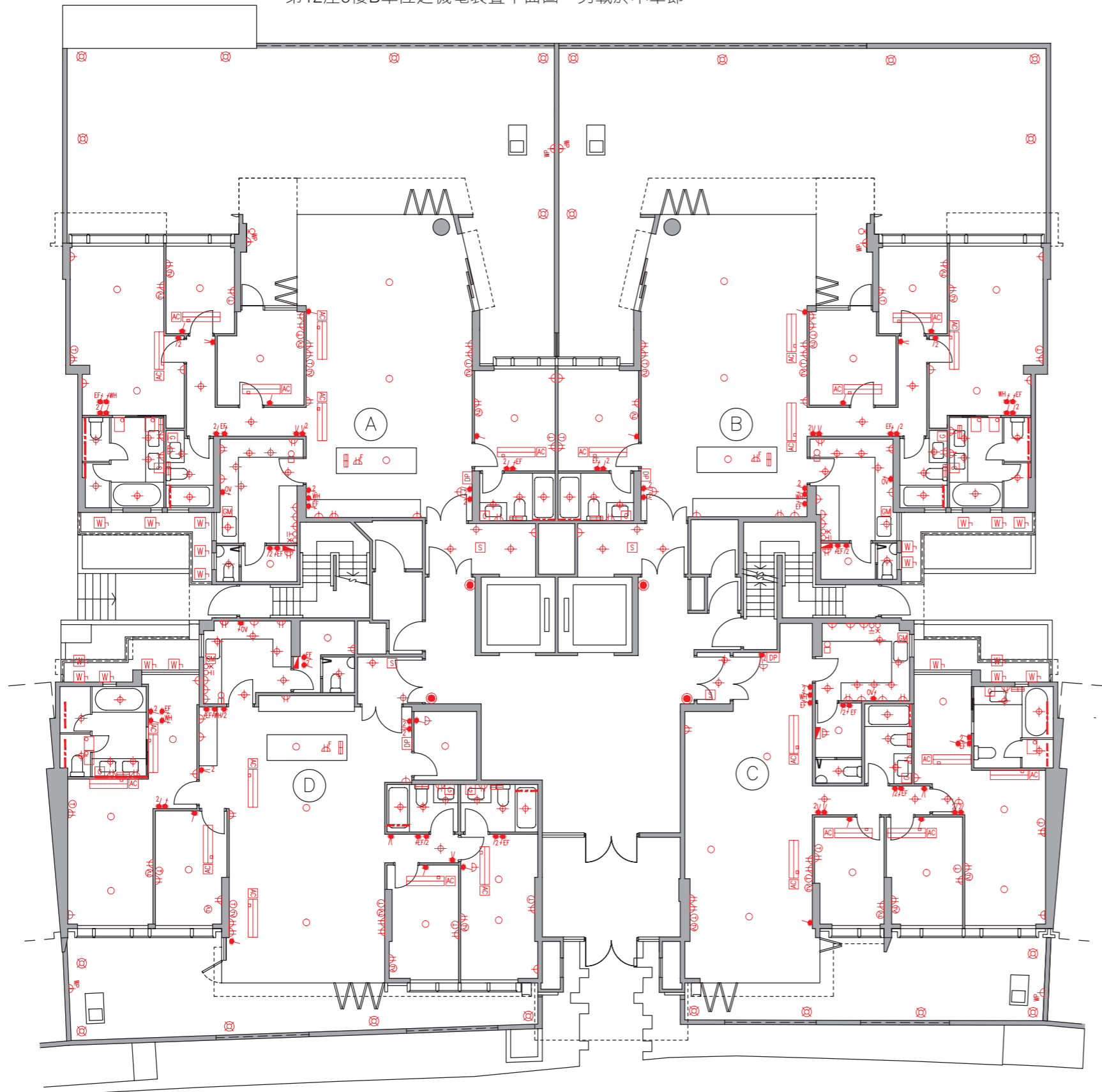


Mechanical & Electrical Provisions Plan 機電裝置平面圖

Tower 12 座 G/F 地下

For Flat B, G/F, Tower 12, please refer to separate mechanical & electrical provisions plan under this section.
第12座5樓B單位之機電裝置平面圖，另載於本章節。















































Legend 圖例

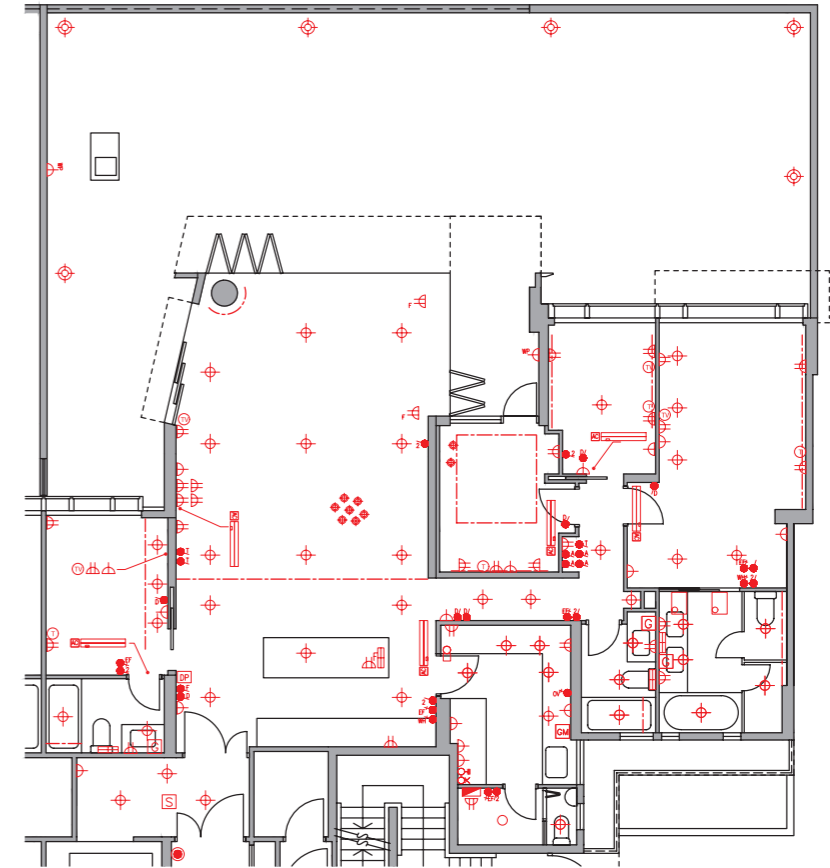
- 1-gang 1-way Lighting Switch 單位燈掣
- 2-gang 1-way Lighting Switch 雙位燈掣
- 3-gang 1-way Lighting Switch 三位燈掣
- 1-gang 2-way Lighting Switch 單位二路燈掣
- 2-gang 2-way Lighting Switch 雙位二路燈掣
- 3-gang 2-way Lighting Switch 三位二路燈掣
- 1-gang 1-way Watertight Lighting Switch 單位防水燈掣
- 1-gang 2-way Watertight Lighting Switch 單位二路防水燈掣
- Switch for Exhaust Fan 抽氣扇開關掣
- Switch for Water Heater 熱水爐開關掣
- Switch for Oven 焗爐開關掣
- Switch for Indoor Air-Conditioner 室內空調機接線位
- Isolator for Outdoor Air-Conditioner 室外空調機開關掣
- Town Gas Water Heater Remote Controller 煤氣熱水爐溫度控制器
- 13A Single Socket Outlet 13A單位電插座
- 13A Twin Socket Outlet 13A雙位電插座
- 13A Single Floor Socket Outlet 13A藏地單位電插座
- 13A Single Watertight Socket Outlet 13A單位防水電插座
- TV/FM Outlet 電視及電台接收插座
- Telephone Outlet 電話插座
- Floor TV/FM Outlet 藏地電視及電台接收插座
- Floor Telephone Outlet 藏地電話插座
- Door Bell Push Button 門鈴按鈕
- Door Bell 門鈴
- Door Phone 對講機
- M.C.B. Board 總電掣箱
- Lamp Holder 燈位
- Downlight 天花燈
- Garden Lamp 花園燈
- Wall Mounted Lamp for Garden 花園牆身燈
- Roof Floor Lamp 天台地燈
- Wall Lamp 牆燈
- Strip Light 燈帶
- Light Trough 燈槽
- Town Gas Water Heater 煤氣熱水爐
- Town Gas Meter 煤氣錶
- Indoor Air-Conditioner 室內空調機
- Washing Machine Connection Point (Water Outlet) 洗衣機接駁點(去水位)
- Washing Machine Connection Point (Water Inlet) 洗衣機接駁點(來水位)
- Door Release Sensor 開燈感應器
- Power Bar 拖板

Mechanical & Electrical Provisions Plan 機電裝置平面圖

Tower 12 座 G/F 地下

Legend 圖例

-  1-gang 1-way Lighting Switch 單位燈掣
-  2-gang 1-way Lighting Switch 雙位燈掣
-  3-gang 1-way Lighting Switch 三位燈掣
-  1-gang 2-way Lighting Switch 單位二路燈掣
-  2-gang 2-way Lighting Switch 雙位二路燈掣
-  3-gang 2-way Lighting Switch 三位二路燈掣
-  1-gang 1-way Watertight Lighting Switch 單位防水燈掣
-  1-gang 2-way Watertight Lighting Switch 單位二路防水燈掣
-  Indoor Air-Conditioner Controller 室內空調機控制器
-  Switch for Ceiling Fan 天花風扇開關掣
-  Switch for Exhaust Fan 抽氣扇開關掣
-  Switch for Water Heater 熱水爐開關掣
-  Switch for Oven 焗爐開關掣
-  Dimming Switch 氣氛燈掣
-  Switch for Indoor Air-Conditioner 室內空調機接線位
-  Indoor Air-Conditioner Controller 室內空調機控制器
-  Isolator for Outdoor Air-Conditioner 室外空調機開關掣
-  Town Gas Water Heater Remote Controller 煤氣熱水爐溫度控制掣
-  13A Single Socket Outlet 13A單位電插座
-  13A Twin Socket Outlet 13A雙位電插座
-  13A Single Floor Socket Outlet 13A藏地單位電插座
-  13A Single Watertight Socket Outlet 13A單位防水電插座
-  13A Twin Floor Socket Outlet 13A雙位藏地電插位
-  TV/FM Outlet 電視及電台接收插座
-  Telephone Outlet 電話插座
-  Floor TV/FM Outlet 藏地電視及電台接收插座
-  Floor Telephone Outlet 藏地電話插座
-  Door Bell Push Button 門鈴按鈕
-  Door Bell 門鈴
-  Door Phone 對講機
-  M.C.B. Board 總電掣箱
-  Pendant 吊燈
-  Lamp Holder 燈位
-  Downlight 天花燈
-  Garden Lamp 花園燈
-  Wall Mounted Lamp for Garden 花園牆身燈
-  Roof Floor Lamp 天台地燈
-  Wall Lamp 牆燈
-  Strip Light 燈帶
-  Light Trough 燈槽
-  Town Gas Water Heater 煤氣熱水爐
-  Town Gas Meter 煤氣錶
-  Indoor Air-Conditioner 室內空調機
-  Washing Machine Connection Point (Water Outlet) 洗衣機接駁點(去水位)
-  Washing Machine Connection Point (Water Inlet) 洗衣機接駁點(來水位)
-  Door Release Sensor 開燈感應器
-  Power Bar 拖板



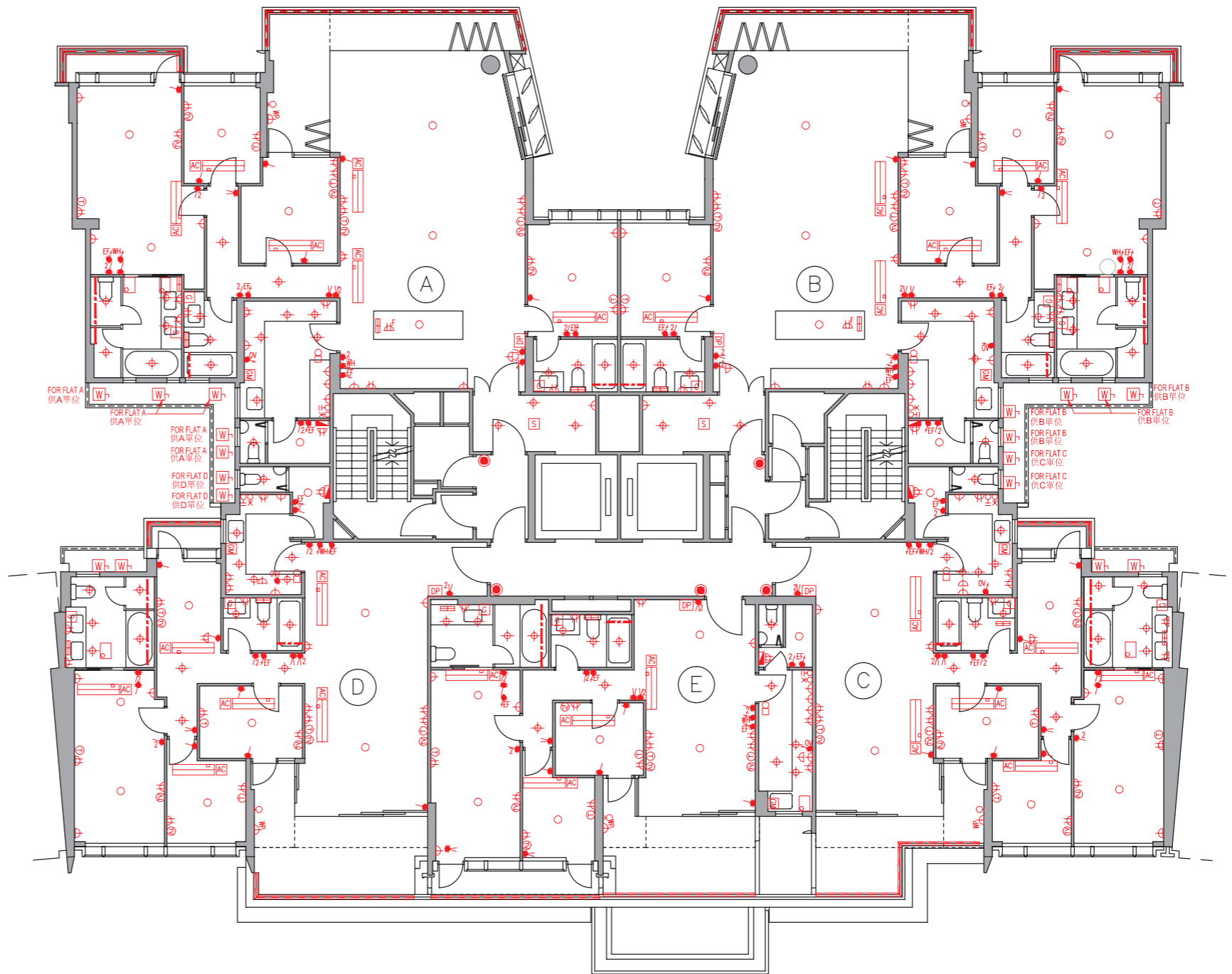
This page left blank intentionally
本頁故意留白

Mechanical & Electrical Provisions Plan 機電裝置平面圖

Tower 12 座 I/F 1樓

Legend 圖例

-  1-gang 1-way Lighting Switch 單位燈掣
-  2-gang 1-way Lighting Switch 雙位燈掣
-  3-gang 1-way Lighting Switch 三位燈掣
-  1-gang 2-way Lighting Switch 單位二路燈掣
-  2-gang 2-way Lighting Switch 雙位二路燈掣
-  3-gang 2-way Lighting Switch 三位二路燈掣
-  1-gang 1-way Watertight Lighting Switch 單位防水燈掣
-  1-gang 2-way Watertight Lighting Switch 單位二路防水燈掣
-  Switch for Exhaust Fan 抽氣扇開關掣
-  Switch for Water Heater 熱水爐開關掣
-  Switch for Oven 焗爐開關掣
-  Switch for Indoor Air-Conditioner 室內空調機接線位
-  Isolator for Outdoor Air-Conditioner 室外空調機開關掣
-  Town Gas Water Heater Remote Controller 煤氣熱水爐溫度控制器
-  13A Single Socket Outlet 13A單位電插座
-  13A Twin Socket Outlet 13A雙位電插座
-  13A Single Floor Socket Outlet 13A藏地單位電插座
-  13A Single Watertight Socket Outlet 13A單位防水電插座
-  TV/FM Outlet 電視及電台接收插座
-  Telephone Outlet 電話插座
-  Floor TV/FM Outlet 藏地電視及電台接收插座
-  Floor Telephone Outlet 藏地電話插座
-  Door Bell Push Button 門鈴按鈕
-  Door Bell 門鈴
-  Door Phone 對講機
-  M.C.B. Board 總電掣箱
-  Lamp Holder 燈位
-  Downlight 天花燈
-  Garden Lamp 花園燈
-  Wall Mounted Lamp for Garden 花園牆身燈
-  Roof Floor Lamp 天台地燈
-  Wall Lamp 牆燈
-  Strip Light 燈帶
-  Light Trough 燈槽
-  Town Gas Water Heater 煤氣熱水爐
-  Town Gas Meter 煤氣錶
-  Indoor Air-Conditioner 室內空調機
-  Washing Machine Connection Point (Water Outlet) 洗衣機接駁點(去水位)
-  Washing Machine Connection Point (Water Inlet) 洗衣機接駁點(來水位)
-  Door Release Sensor 開燈感應器
-  Power Bar 拖板



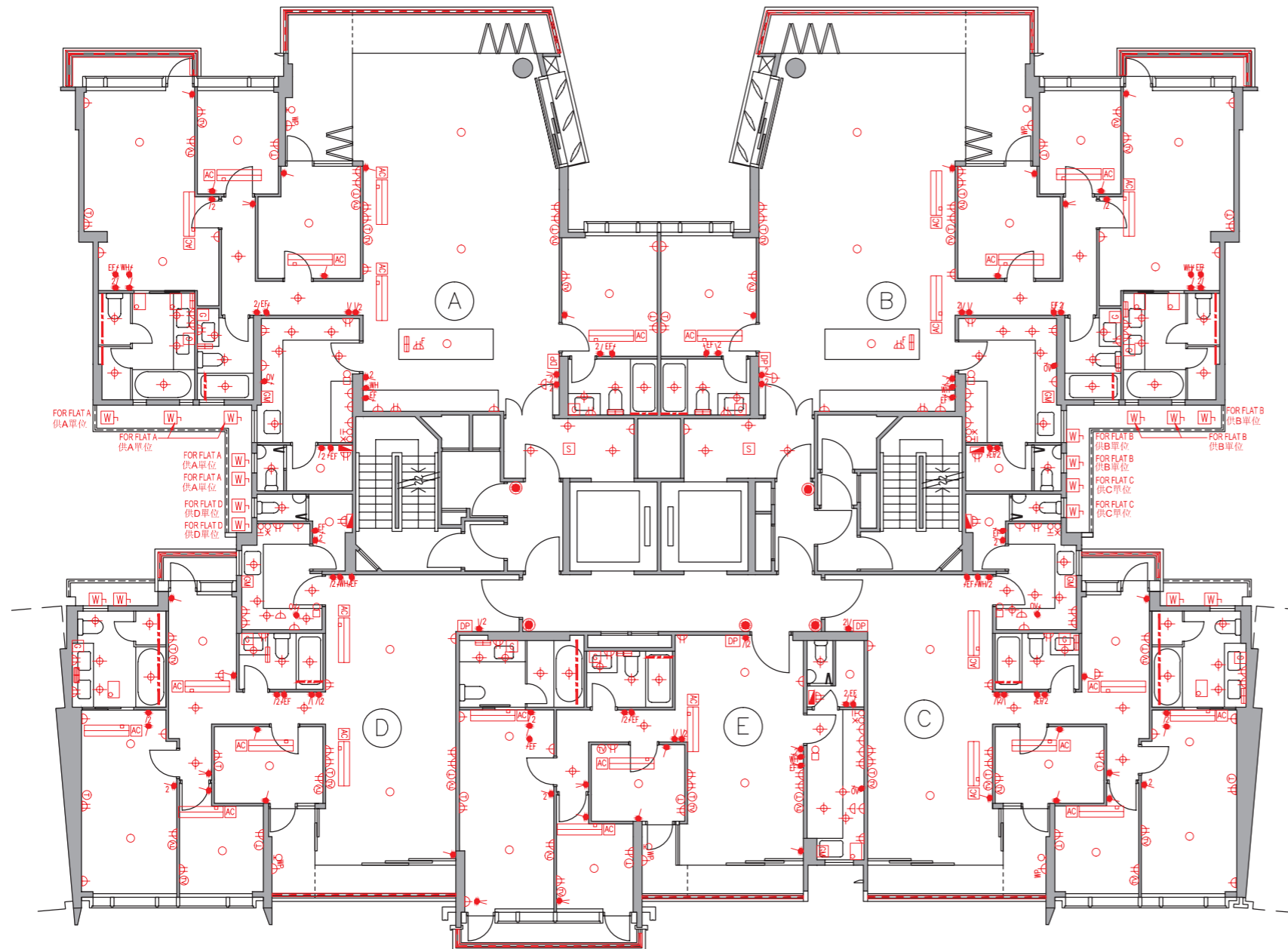
Fittings, finishes and appliances

裝置、裝修物料及設備

Mechanical & Electrical Provisions Plan 機電裝置平面圖

Tower 12 座 2/F - 6/F (4/F is omitted) 2樓-6樓(不設4樓)

For Flat A, 5/F, Tower 12, please refer to separate mechanical & electrical provisions plan under this section.
第12座5樓A單位之機電裝置平面圖，另載於本章節。














































Legend 圖例

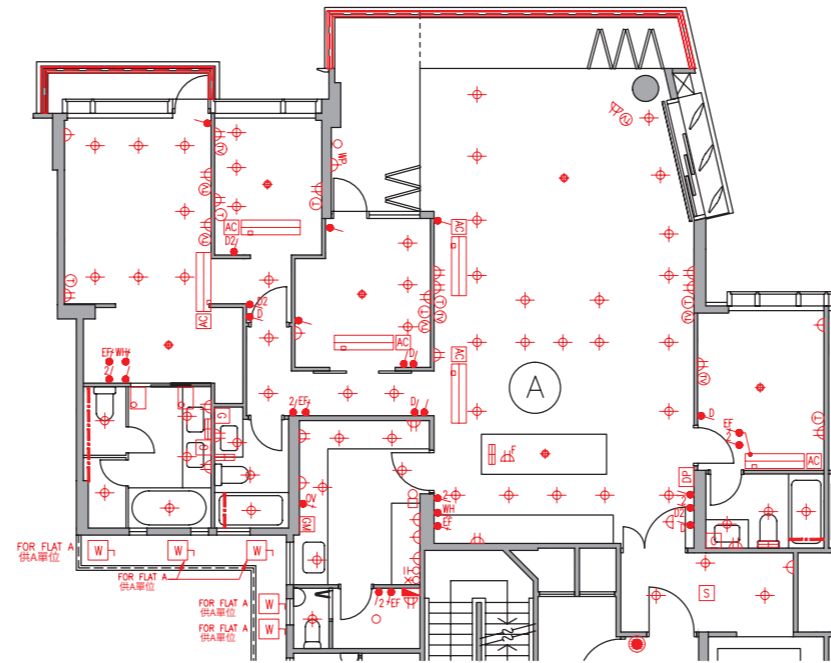
- 1-gang 1-way Lighting Switch 單位燈掣
- 2-gang 1-way Lighting Switch 雙位燈掣
- 3-gang 1-way Lighting Switch 三位燈掣
- 1-gang 2-way Lighting Switch 單位二路燈掣
- 2-gang 2-way Lighting Switch 雙位二路燈掣
- 3-gang 2-way Lighting Switch 三位二路燈掣
- 1-gang 1-way Watertight Lighting Switch 單位防水燈掣
- 1-gang 2-way Watertight Lighting Switch 單位二路防水燈掣
- Switch for Exhaust Fan 抽氣扇開關掣
- Switch for Water Heater 熱水爐開關掣
- Switch for Oven 焗爐開關掣
- Switch for Indoor Air-Conditioner 室內空調機接線位
- Isolator for Outdoor Air-Conditioner 室外空調機開關掣
- Town Gas Water Heater Remote Controller 煤氣熱水爐溫度控制掣
- 13A Single Socket Outlet 13A單位電插座
- 13A Twin Socket Outlet 13A雙位電插座
- 13A Single Floor Socket Outlet 13A藏地單位電插座
- 13A Single Watertight Socket Outlet 13A單位防水電插座
- TV/FM Outlet 電視及電台接收插座
- Telephone Outlet 電話插座
- Floor TV/FM Outlet 藏地電視及電台接收插座
- Floor Telephone Outlet 藏地電話插座
- Door Bell Push Button 門鈴按鈕
- Door Bell 門鈴
- Door Phone 對講機
- M.C.B. Board 總電掣箱
- Lamp Holder 燈位
- Downlight 天花燈
- Garden Lamp 花園燈
- Wall Mounted Lamp for Garden 花園牆身燈
- Roof Floor Lamp 天台地燈
- Wall Lamp 牆燈
- Strip Light 燈帶
- Light Trough 燈槽
- Town Gas Water Heater 煤氣熱水爐
- Town Gas Meter 煤氣錶
- Indoor Air-Conditioner 室內空調機
- Washing Machine Connection Point (Water Outlet) 洗衣機接駁點(去水位)
- Washing Machine Connection Point (Water Inlet) 洗衣機接駁點(來水位)
- Door Release Sensor 開燈感應器
- Power Bar 拖板

Mechanical & Electrical Provisions Plan 機電裝置平面圖

Tower 12 座 5/F 5樓

Legend 圖例

-  1-gang 1-way Lighting Switch 單位燈掣
-  2-gang 1-way Lighting Switch 雙位燈掣
-  3-gang 1-way Lighting Switch 三位燈掣
-  1-gang 2-way Lighting Switch 單位二路燈掣
-  2-gang 2-way Lighting Switch 雙位二路燈掣
-  3-gang 2-way Lighting Switch 三位二路燈掣
-  1-gang 1-way Watertight Lighting Switch 單位防水燈掣
-  1-gang 2-way Watertight Lighting Switch 單位二路防水燈掣
-  Switch for Exhaust Fan 抽氣扇開關掣
-  Switch for Water Heater 熱水爐開關掣
-  Switch for Oven 焗爐開關掣
-  Dimming Switch 氣氛燈掣
-  2-gang Dimming Switch 雙位氣氛燈掣
-  Switch for Indoor Air-Conditioner 室內空調機接線位
-  Isolator for Outdoor Air-Conditioner 室外空調機開關掣
-  Town Gas Water Heater Remote Controller
煤氣熱水爐溫度控制掣
-  13A Single Socket Outlet 13A單位電插座
-  13A Twin Socket Outlet 13A雙位電插座
-  13A Single Floor Socket Outlet 13A藏地單位電插座
-  13A Single Watertight Socket Outlet 13A單位防水電插座
-  TV/FM Outlet 電視及電台接收插座
-  Telephone Outlet 電話插座
-  Floor TV/FM Outlet 藏地電視及電台接收插座
-  Floor Telephone Outlet 藏地電話插座
-  Door Bell Push Button 門鈴按鈕
-  Door Bell 門鈴
-  Door Phone 對講機
-  M.C.B. Board 總電掣箱
-  Pendant 吊燈
-  Lamp Holder 燈位
-  Downlight 天花燈
-  Garden Lamp 花園燈
-  Wall Mounted Lamp for Garden 花園牆身燈
-  Roof Floor Lamp 天台地燈
-  Wall Lamp 牆燈
-  Strip Light 燈帶
-  Light Trough 燈槽
-  Town Gas Water Heater 煤氣熱水爐
-  Town Gas Meter 煤氣錶
-  Indoor Air-Conditioner 室內空調機
-  Washing Machine Connection Point (Water Outlet)
洗衣機接駁點(去水位)
-  Washing Machine Connection Point (Water Inlet)
洗衣機接駁點(來水位)
-  Door Release Sensor 開燈感應器
-  Power Bar 拖板



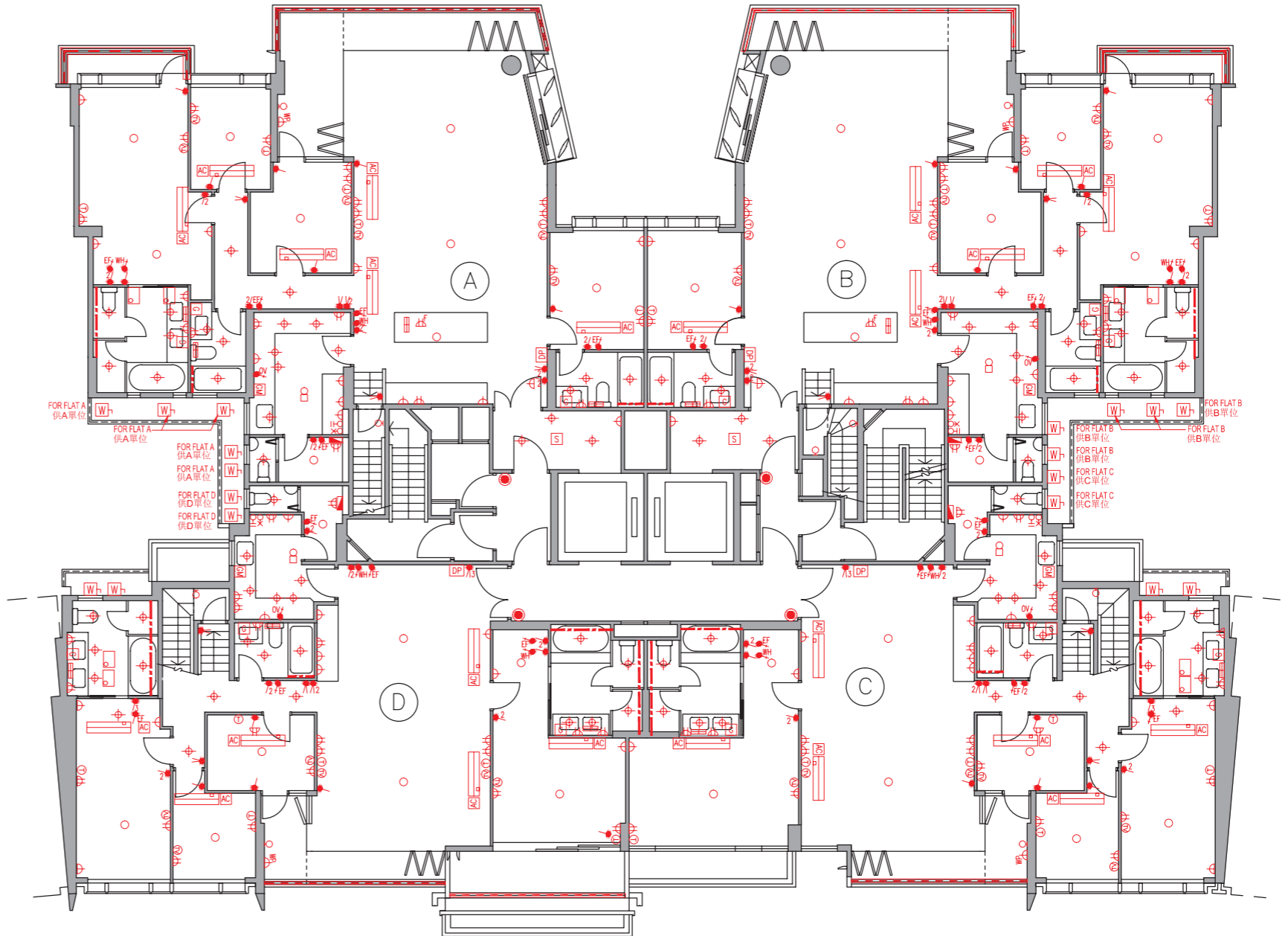
This page left blank intentionally
本頁故意留白

Mechanical & Electrical Provisions Plan 機電裝置平面圖

Tower 12 座 7/F 7樓

Legend 圖例

-  1-gang 1-way Lighting Switch 單位燈掣
-  2-gang 1-way Lighting Switch 雙位燈掣
-  3-gang 1-way Lighting Switch 三位燈掣
-  1-gang 2-way Lighting Switch 單位二路燈掣
-  2-gang 2-way Lighting Switch 雙位二路燈掣
-  3-gang 2-way Lighting Switch 三位二路燈掣
-  1-gang 1-way Watertight Lighting Switch 單位防水燈掣
-  1-gang 2-way Watertight Lighting Switch 單位二路防水燈掣
-  Switch for Exhaust Fan 抽氣扇開關掣
-  Switch for Water Heater 熱水爐開關掣
-  Switch for Oven 焗爐開關掣
-  Switch for Indoor Air-Conditioner 室內空調機接線位
-  Isolator for Outdoor Air-Conditioner 室外空調機開關掣
-  Town Gas Water Heater Remote Controller 煤氣熱水爐溫度控制器
-  13A Single Socket Outlet 13A單位電插座
-  13A Twin Socket Outlet 13A雙位電插座
-  13A Single Floor Socket Outlet 13A藏地單位電插座
-  13A Single Watertight Socket Outlet 13A單位防水電插座
-  TV/FM Outlet 電視及電台接收插座
-  Telephone Outlet 電話插座
-  Floor TV/FM Outlet 藏地電視及電台接收插座
-  Floor Telephone Outlet 藏地電話插座
-  Door Bell Push Button 門鈴按鈕
-  Door Bell 門鈴
-  Door Phone 對講機
-  M.C.B. Board 總電掣箱
-  Lamp Holder 燈位
-  Downlight 天花燈
-  Garden Lamp 花園燈
-  Wall Mounted Lamp for Garden 花園牆身燈
-  Roof Floor Lamp 天台地燈
-  Wall Lamp 牆燈
-  Strip Light 燈帶
-  Light Trough 燈槽
-  Town Gas Water Heater 煤氣熱水爐
-  Town Gas Meter 煤氣錶
-  Indoor Air-Conditioner 室內空調機
-  Washing Machine Connection Point (Water Outlet) 洗衣機接駁點(去水位)
-  Washing Machine Connection Point (Water Inlet) 洗衣機接駁點(來水位)
-  Door Release Sensor 開燈感應器
-  Power Bar 拖板

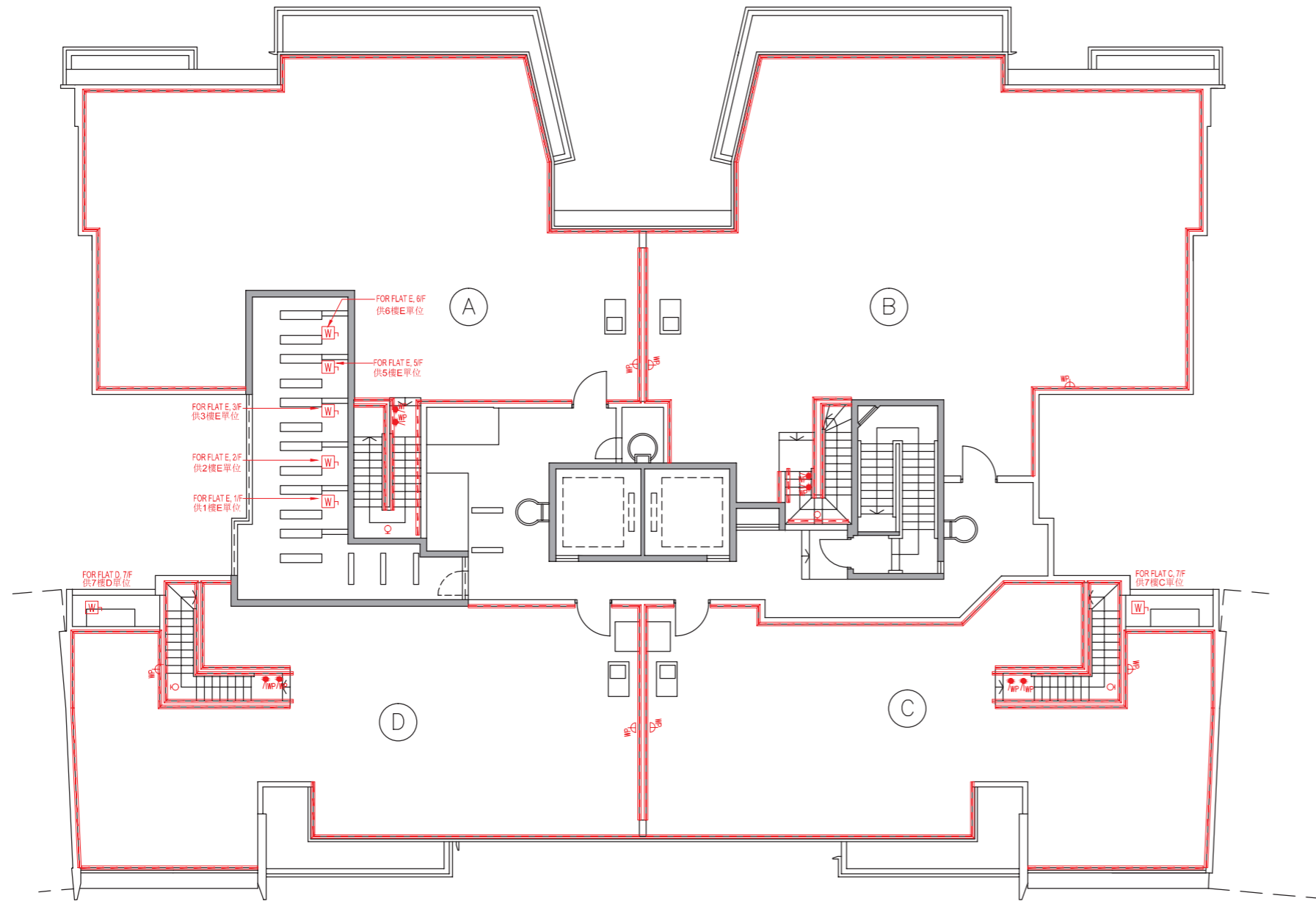


Fittings, finishes and appliances

裝置、裝修物料及設備

Mechanical & Electrical Provisions Plan 機電裝置平面圖

Tower 12 座 Roof 天台




Legend 圖例

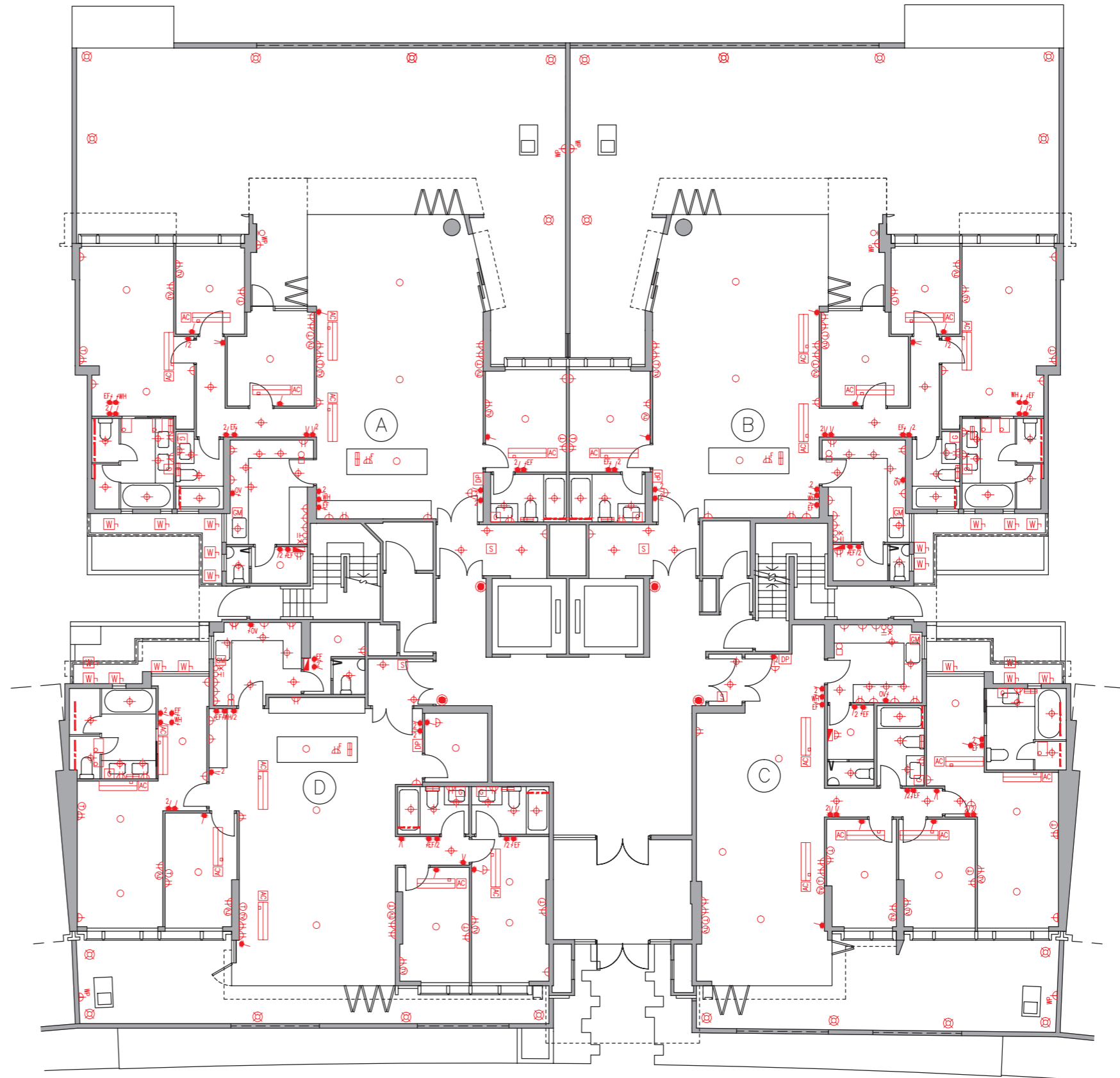
- 1-gang 1-way Lighting Switch 單位燈掣
- 2-gang 1-way Lighting Switch 雙位燈掣
- 3-gang 1-way Lighting Switch 三位燈掣
- 1-gang 2-way Lighting Switch 單位二路燈掣
- 2-gang 2-way Lighting Switch 雙位二路燈掣
- 3-gang 2-way Lighting Switch 三位二路燈掣
- 1-gang 1-way Watertight Lighting Switch 單位防水燈掣
- 1-gang 2-way Watertight Lighting Switch 單位二路防水燈掣
- Switch for Exhaust Fan 抽氣扇開關掣
- Switch for Water Heater 熱水爐開關掣
- Switch for Oven 焗爐開關掣
- Switch for Indoor Air-Conditioner 室內空調機接線位
- Isolator for Outdoor Air-Conditioner 室外空調機開關掣
- Town Gas Water Heater Remote Controller 煤氣熱水爐溫度控制掣
- 13A Single Socket Outlet 13A單位電插座
- 13A Twin Socket Outlet 13A雙位電插座
- 13A Single Floor Socket Outlet 13A藏地單位電插座
- 13A Single Watertight Socket Outlet 13A單位防水電插座
- TV/FM Outlet 電視及電台接收插座
- Telephone Outlet 電話插座
- Floor TV/FM Outlet 藏地電視及電台接收插座
- Floor Telephone Outlet 藏地電話插座
- Door Bell Push Button 門鈴按鈕
- Door Bell 門鈴
- Door Phone 對講機
- M.C.B. Board 總電掣箱
- Lamp Holder 燈位
- Downlight 天花燈
- Garden Lamp 花園燈
- Wall Mounted Lamp for Garden 花園牆身燈
- Roof Floor Lamp 天台地燈
- Wall Lamp 牆燈
- Strip Light 燈帶
- Light Trough 燈槽
- Town Gas Water Heater 煤氣熱水爐
- Town Gas Meter 煤氣錶
- Indoor Air-Conditioner 室內空調機
- Washing Machine Connection Point (Water Outlet) 洗衣機接駁點(去水位)
- Washing Machine Connection Point (Water Inlet) 洗衣機接駁點(來水位)
- Door Release Sensor 開燈感應器
- Power Bar 拖板

Mechanical & Electrical Provisions Plan 機電裝置平面圖

Tower 15 座 G/F 地下

Legend 圖例

-  1-gang 1-way Lighting Switch 單位燈掣
-  2-gang 1-way Lighting Switch 雙位燈掣
-  3-gang 1-way Lighting Switch 三位燈掣
-  1-gang 2-way Lighting Switch 單位二路燈掣
-  2-gang 2-way Lighting Switch 雙位二路燈掣
-  3-gang 2-way Lighting Switch 三位二路燈掣
-  1-gang 1-way Watertight Lighting Switch 單位防水燈掣
-  1-gang 2-way Watertight Lighting Switch 單位二路防水燈掣
-  Switch for Exhaust Fan 抽氣扇開關掣
-  Switch for Water Heater 熱水爐開關掣
-  Switch for Oven 焗爐開關掣
-  Switch for Indoor Air-Conditioner 室內空調機接線位
-  Isolator for Outdoor Air-Conditioner 室外空調機開關掣
-  Town Gas Water Heater Remote Controller 煤氣熱水爐溫度控制器
-  13A Single Socket Outlet 13A單位電插座
-  13A Twin Socket Outlet 13A雙位電插座
-  13A Single Floor Socket Outlet 13A藏地單位電插座
-  13A Single Watertight Socket Outlet 13A單位防水電插座
-  TV/FM Outlet 電視及電台接收插座
-  Telephone Outlet 電話插座
-  Floor TV/FM Outlet 藏地電視及電台接收插座
-  Floor Telephone Outlet 藏地電話插座
-  Door Bell Push Button 門鈴按鈕
-  Door Bell 門鈴
-  Door Phone 對講機
-  M.C.B. Board 總電掣箱
-  Lamp Holder 燈位
-  Downlight 天花燈
-  Garden Lamp 花園燈
-  Wall Mounted Lamp for Garden 花園牆身燈
-  Roof Floor Lamp 天台地燈
-  Wall Lamp 牆燈
-  Strip Light 燈帶
-  Light Trough 燈槽
-  Town Gas Water Heater 煤氣熱水爐
-  Town Gas Meter 煤氣錶
-  Indoor Air-Conditioner 室內空調機
-  Washing Machine Connection Point (Water Outlet) 洗衣機接駁點(去水位)
-  Washing Machine Connection Point (Water Inlet) 洗衣機接駁點(來水位)
-  Door Release Sensor 開燈感應器
-  Power Bar 拖板

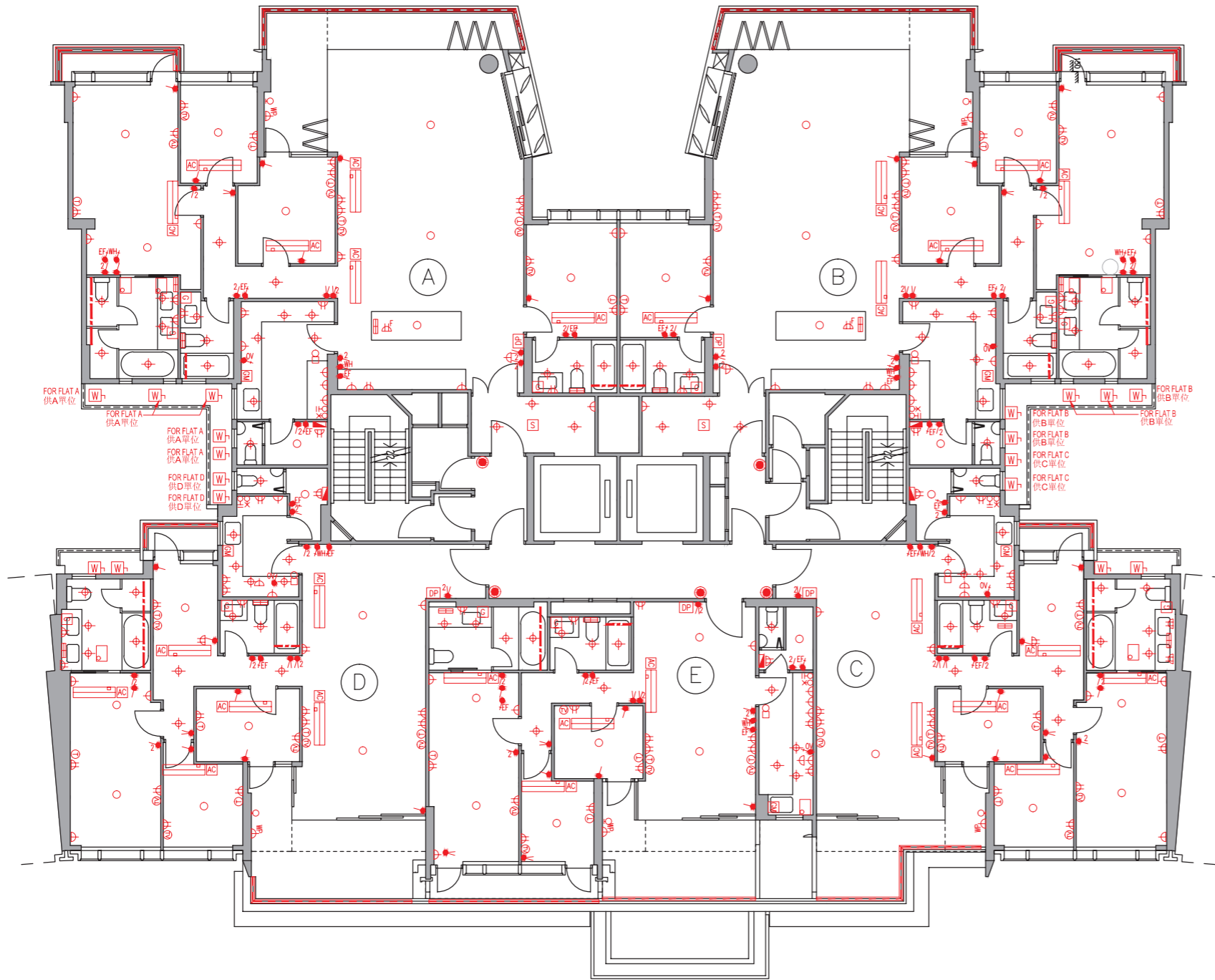


Fittings, finishes and appliances










































裝置、裝修物料及設備

Mechanical & Electrical Provisions Plan 機電裝置平面圖

Tower 15 座 I/F 1樓



Legend 圖例

-  1-gang 1-way Lighting Switch 單位燈掣
-  2-gang 1-way Lighting Switch 雙位燈掣
-  3-gang 1-way Lighting Switch 三位燈掣
-  1-gang 2-way Lighting Switch 單位二路燈掣
-  2-gang 2-way Lighting Switch 雙位二路燈掣
-  3-gang 2-way Lighting Switch 三位二路燈掣
-  1-gang 1-way Watertight Lighting Switch 單位防水燈掣
-  1-gang 2-way Watertight Lighting Switch 單位二路防水燈掣
-  Switch for Exhaust Fan 抽氣扇開關掣
-  Switch for Water Heater 熱水爐開關掣
-  Switch for Oven 焗爐開關掣
-  Switch for Indoor Air-Conditioner 室內空調機接線位
-  Isolator for Outdoor Air-Conditioner 室外空調機開關掣
-  Town Gas Water Heater Remote Controller 煤氣熱水爐溫度控制掣
-  13A Single Socket Outlet 13A單位電插座
-  13A Twin Socket Outlet 13A雙位電插座
-  13A Single Floor Socket Outlet 13A藏地單位電插座
-  13A Single Watertight Socket Outlet 13A單位防水電插座
-  TV/FM Outlet 電視及電台接收插座
-  Telephone Outlet 電話插座
-  Floor TV/FM Outlet 藏地電視及電台接收插座
-  Floor Telephone Outlet 藏地電話插座
-  Door Bell Push Button 門鈴按鈕
-  Door Bell 門鈴
-  Door Phone 對講機
-  M.C.B. Board 總電掣箱
-  Lamp Holder 燈位
-  Downlight 天花燈
-  Garden Lamp 花園燈
-  Wall Mounted Lamp for Garden 花園牆身燈
-  Roof Floor Lamp 天台地燈
-  Wall Lamp 牆燈
-  Strip Light 燈帶
-  Light Trough 燈槽
-  Town Gas Water Heater 煤氣熱水爐
-  Town Gas Meter 煤氣錶
-  Indoor Air-Conditioner 室內空調機
-  Washing Machine Connection Point (Water Outlet) 洗衣機接駁點(去水位)
-  Washing Machine Connection Point (Water Inlet) 洗衣機接駁點(來水位)
-  Door Release Sensor 開燈感應器
-  Power Bar 拖板

Fittings, finishes and appliances

裝置、裝修物料及設備

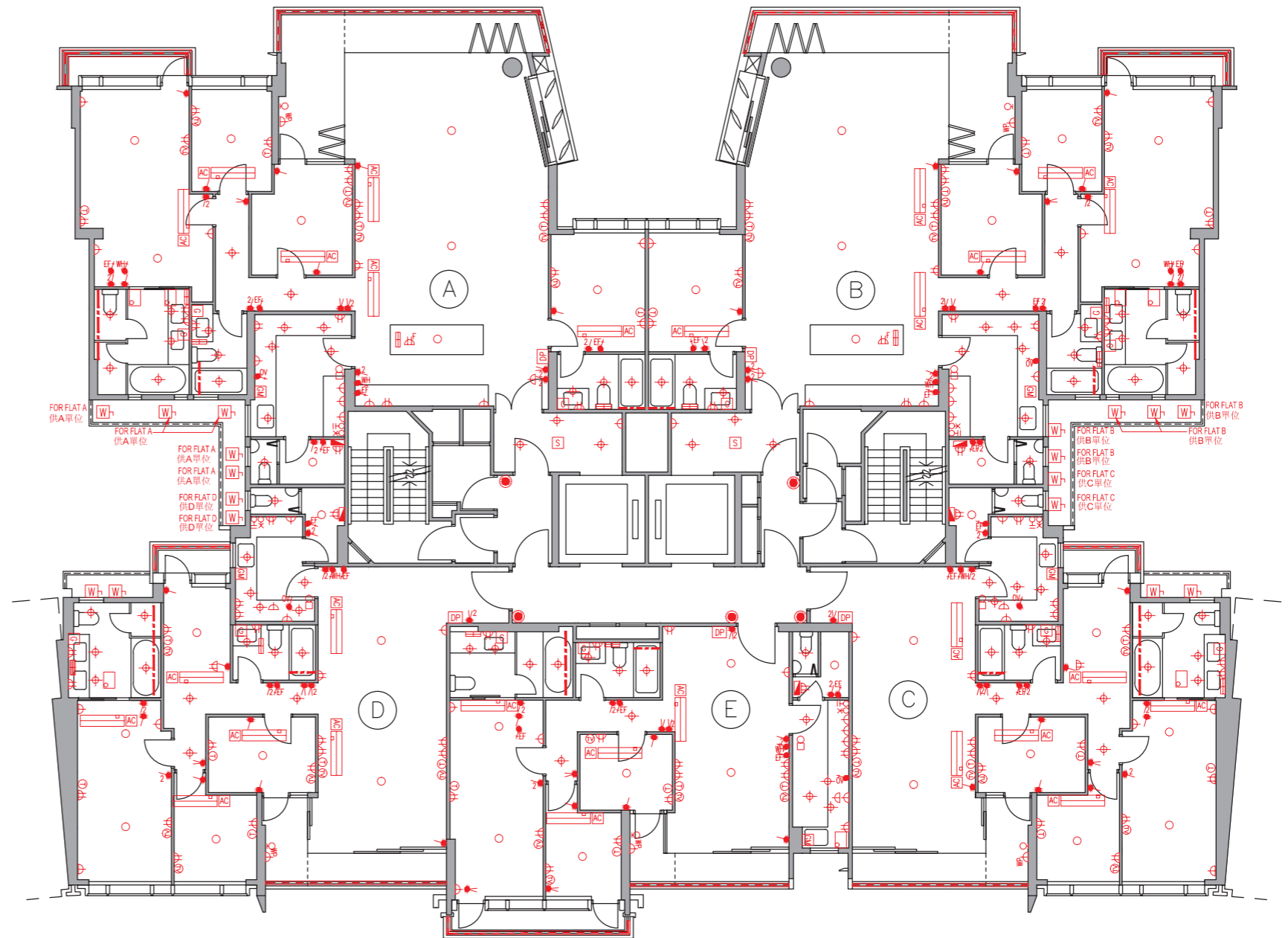
Mechanical & Electrical Provisions Plan 機電裝置平面圖

Tower 15 座 2/F - 6/F (4/F is omitted) 2樓-6樓(不設4樓)

Legend 圖例

-  1-gang 1-way Lighting Switch 單位燈掣
-  2-gang 1-way Lighting Switch 雙位燈掣
-  3-gang 1-way Lighting Switch 三位燈掣
-  1-gang 2-way Lighting Switch 單位二路燈掣
-  2-gang 2-way Lighting Switch 雙位二路燈掣
-  3-gang 2-way Lighting Switch 三位二路燈掣
-  1-gang 1-way Watertight Lighting Switch 單位防水燈掣
-  1-gang 2-way Watertight Lighting Switch 單位二路防水燈掣
-  Switch for Exhaust Fan 抽氣扇開關掣
-  Switch for Water Heater 熱水爐開關掣
-  Switch for Oven 焗爐開關掣
-  Switch for Indoor Air-Conditioner 室內空調機接線位
-  Isolator for Outdoor Air-Conditioner 室外空調機開關掣
-  Town Gas Water Heater Remote Controller 煤氣熱水爐溫度控制器
-  13A Single Socket Outlet 13A單位電插座
-  13A Twin Socket Outlet 13A雙位電插座
-  13A Single Floor Socket Outlet 13A藏地單位電插座
-  13A Single Watertight Socket Outlet 13A單位防水電插座
-  TV/FM Outlet 電視及電台接收插座
-  Telephone Outlet 電話插座
-  Floor TV/FM Outlet 藏地電視及電台接收插座
-  Floor Telephone Outlet 藏地電話插座
-  Door Bell Push Button 門鈴按鈕
-  Door Bell 門鈴
-  Door Phone 對講機
-  M.C.B. Board 總電掣箱
-  Lamp Holder 燈位
-  Downlight 天花燈
-  Garden Lamp 花園燈
-  Wall Mounted Lamp for Garden 花園牆身燈
-  Roof Floor Lamp 天台地燈
-  Wall Lamp 牆燈
-  Strip Light 燈帶
-  Light Trough 燈槽
-  Town Gas Water Heater 煤氣熱水爐
-  Town Gas Meter 煤氣錶
-  Indoor Air-Conditioner 室內空調機
-  Washing Machine Connection Point (Water Outlet) 洗衣機接駁點(去水位)
-  Washing Machine Connection Point (Water Inlet) 洗衣機接駁點(來水位)
-  Door Release Sensor 開燈感應器
-  Power Bar 拖板

For Flat B, 5/F, Tower 15, please refer to separate mechanical & electrical provisions plan under this section.
第15座5樓B單位之機電裝置平面圖，另載於本章節。

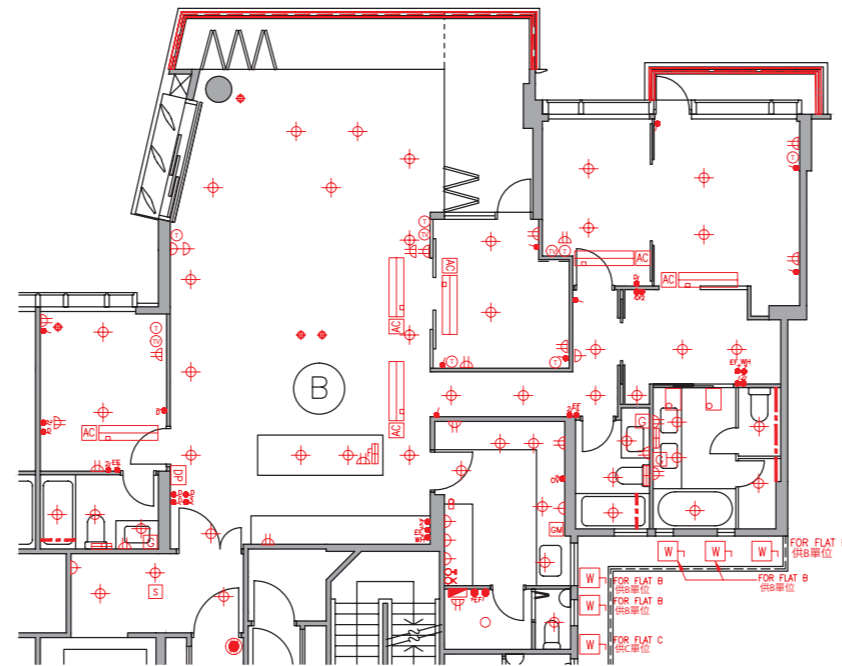


Fittings, finishes and appliances

裝置、裝修物料及設備

Mechanical & Electrical Provisions Plan 機電裝置平面圖

Tower 15 座 5/F 5樓



Legend 圖例

- 1-gang 1-way Lighting Switch 單位燈掣
- 2-gang 1-way Lighting Switch 雙位燈掣
- 3-gang 1-way Lighting Switch 三位燈掣
- 1-gang 2-way Lighting Switch 單位二路燈掣
- 2-gang 2-way Lighting Switch 雙位二路燈掣
- 3-gang 2-way Lighting Switch 三位二路燈掣
- 1-gang 1-way Watertight Lighting Switch 單位防水燈掣
- 1-gang 2-way Watertight Lighting Switch 單位二路防水燈掣
- Switch for Exhaust Fan 抽氣扇開關掣
- Switch for Water Heater 熱水爐開關掣
- Switch for Oven 焗爐開關掣
- Dimming Switch 氣氛燈掣
- 2-gang Dimming Switch 雙位氣氛燈掣
- Switch for Indoor Air-Conditioner 室內空調機接線位
- Isolator for Outdoor Air-Conditioner 室外空調機開關掣
- Town Gas Water Heater Remote Controller 煤氣熱水爐溫度控制掣
- 13A Single Socket Outlet 13A單位電插座
- 13A Twin Socket Outlet 13A雙位電插座
- 13A Single Floor Socket Outlet 13A藏地單位電插座
- 13A Single Watertight Socket Outlet 13A單位防水電插座
- TV/FM Outlet 電視及電台接收插座
- Telephone Outlet 電話插座
- Floor TV/FM Outlet 藏地電視及電台接收插座
- Floor Telephone Outlet 藏地電話插座
- Door Bell Push Button 門鈴按鈕
- Door Bell 門鈴
- Door Phone 對講機
- M.C.B. Board 總電掣箱
- Pendant 吊燈
- Lamp Holder 燈位
- Downlight 天花燈
- Garden Lamp 花園燈
- Wall Mounted Lamp for Garden 花園牆身燈
- Roof Floor Lamp 天台地燈
- Wall Lamp 牆燈
- Strip Light 燈帶
- Light Trough 燈槽
- Town Gas Water Heater 煤氣熱水爐
- Town Gas Meter 煤氣錶
- Indoor Air-Conditioner 室內空調機
- Washing Machine Connection Point (Water Outlet) 洗衣機接駁點(去水位)
- Washing Machine Connection Point (Water Inlet) 洗衣機接駁點(來水位)
- Door Release Sensor 開燈感應器
- Power Bar 拖板

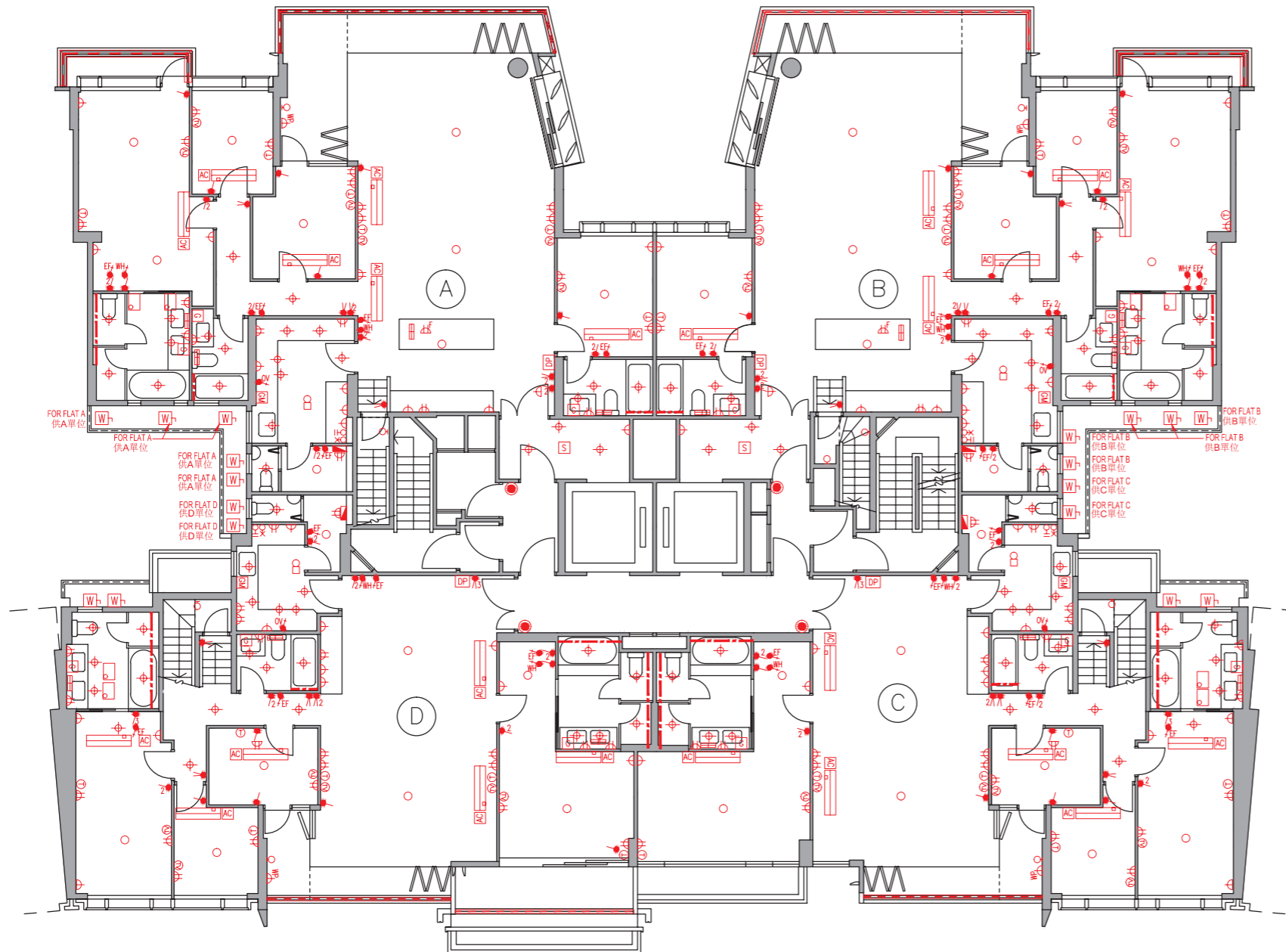
This page left blank intentionally
本頁故意留白

Fittings, finishes and appliances

裝置、裝修物料及設備

Mechanical & Electrical Provisions Plan 機電裝置平面圖

Tower 15 座 7/F 7樓



Legend 圖例

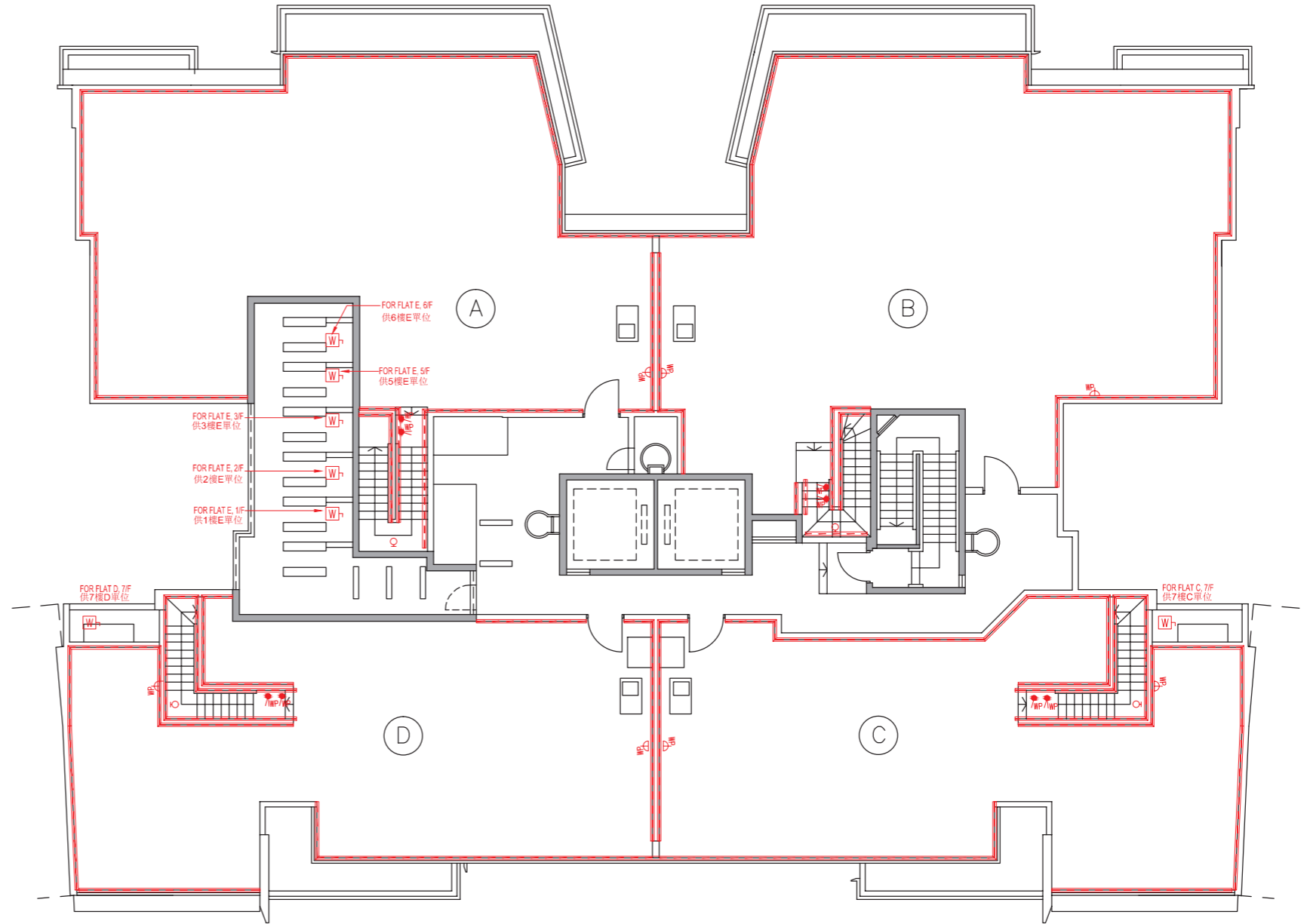
- 1-gang 1-way Lighting Switch 單位燈掣
- 2/ 2-gang 1-way Lighting Switch 雙位燈掣
- 3/ 3-gang 1-way Lighting Switch 三位燈掣
- V 1-gang 2-way Lighting Switch 單位二路燈掣
- 2/V 2-gang 2-way Lighting Switch 雙位二路燈掣
- 3/V 3-gang 2-way Lighting Switch 三位二路燈掣
- WP 1-gang 1-way Watertight Lighting Switch 單位防水燈掣
- WP/V 1-gang 2-way Watertight Lighting Switch 單位二路防水燈掣
- EF Switch for Exhaust Fan 抽氣扇開關掣
- WH Switch for Water Heater 熱水爐開關掣
- OV Switch for Oven 焗爐開關掣
- AC Switch for Indoor Air-Conditioner 室內空調機接線位
- W Isolator for Outdoor Air-Conditioner 室外空調機開關掣
- G Town Gas Water Heater Remote Controller 煤氣熱水爐溫度控制掣
- 13A Single Socket Outlet 13A單位電插座
- 13A Twin Socket Outlet 13A雙位電插座
- 13A Single Floor Socket Outlet 13A藏地單位電插座
- WP 13A Single Watertight Socket Outlet 13A單位防水電插座
- TV TV/FM Outlet 電視及電台接收插座
- T Telephone Outlet 電話插座
- F TV Floor TV/FM Outlet 藏地電視及電台接收插座
- FT Floor Telephone Outlet 藏地電話插座
- DB Door Bell Push Button 門鈴按鈕
- B Door Bell 門鈴
- DP Door Phone 對講機
- M.C.B. Board 總電掣箱
- ○ Lamp Holder 燈位
- + Downlight 天花燈
- ⊗ Garden Lamp 花園燈
- ⊕ Wall Mounted Lamp for Garden 花園牆身燈
- ● Roof Floor Lamp 天台地燈
- ○ Wall Lamp 牆燈
- — Strip Light 燈帶
- - - - Light Trough 燈槽
- □ Town Gas Water Heater 煤氣熱水爐
- ⊕ Town Gas Meter 煤氣錶
- □ Indoor Air-Conditioner 室內空調機
- ○ Washing Machine Connection Point (Water Outlet) 洗衣機接駁點(去水位)
- × Washing Machine Connection Point (Water Inlet) 洗衣機接駁點(來水位)
- S Door Release Sensor 開燈感應器
- ⊞ Power Bar 拖板

Mechanical & Electrical Provisions Plan 機電裝置平面圖

Tower 15 座 Roof 天台

Legend 圖例

-  1-gang 1-way Lighting Switch 單位燈掣
-  2-gang 1-way Lighting Switch 雙位燈掣
-  3-gang 1-way Lighting Switch 三位燈掣
-  1-gang 2-way Lighting Switch 單位二路燈掣
-  2-gang 2-way Lighting Switch 雙位二路燈掣
-  3-gang 2-way Lighting Switch 三位二路燈掣
-  1-gang 1-way Watertight Lighting Switch 單位防水燈掣
-  1-gang 2-way Watertight Lighting Switch 單位二路防水燈掣
-  Switch for Exhaust Fan 抽氣扇開關掣
-  Switch for Water Heater 熱水爐開關掣
-  Switch for Oven 焗爐開關掣
-  Switch for Indoor Air-Conditioner 室內空調機接線位
-  Isolator for Outdoor Air-Conditioner 室外空調機開關掣
-  Town Gas Water Heater Remote Controller 煤氣熱水爐溫度控制器
-  13A Single Socket Outlet 13A單位電插座
-  13A Twin Socket Outlet 13A雙位電插座
-  13A Single Floor Socket Outlet 13A藏地單位電插座
-  13A Single Watertight Socket Outlet 13A單位防水電插座
-  TV/FM Outlet 電視及電台接收插座
-  Telephone Outlet 電話插座
-  Floor TV/FM Outlet 藏地電視及電台接收插座
-  Floor Telephone Outlet 藏地電話插座
-  Door Bell Push Button 門鈴按鈕
-  Door Bell 門鈴
-  Door Phone 對講機
-  M.C.B. Board 總電掣箱
-  Lamp Holder 燈位
-  Downlight 天花燈
-  Garden Lamp 花園燈
-  Wall Mounted Lamp for Garden 花園牆身燈
-  Roof Floor Lamp 天台地燈
-  Wall Lamp 牆燈
-  Strip Light 燈帶
-  Light Trough 燈槽
-  Town Gas Water Heater 煤氣熱水爐
-  Town Gas Meter 煤氣錶
-  Indoor Air-Conditioner 室內空調機
-  Washing Machine Connection Point (Water Outlet) 洗衣機接駁點(去水位)
-  Washing Machine Connection Point (Water Inlet) 洗衣機接駁點(來水位)
-  Door Release Sensor 開燈感應器
-  Power Bar 拖板












































Fittings, finishes and appliances

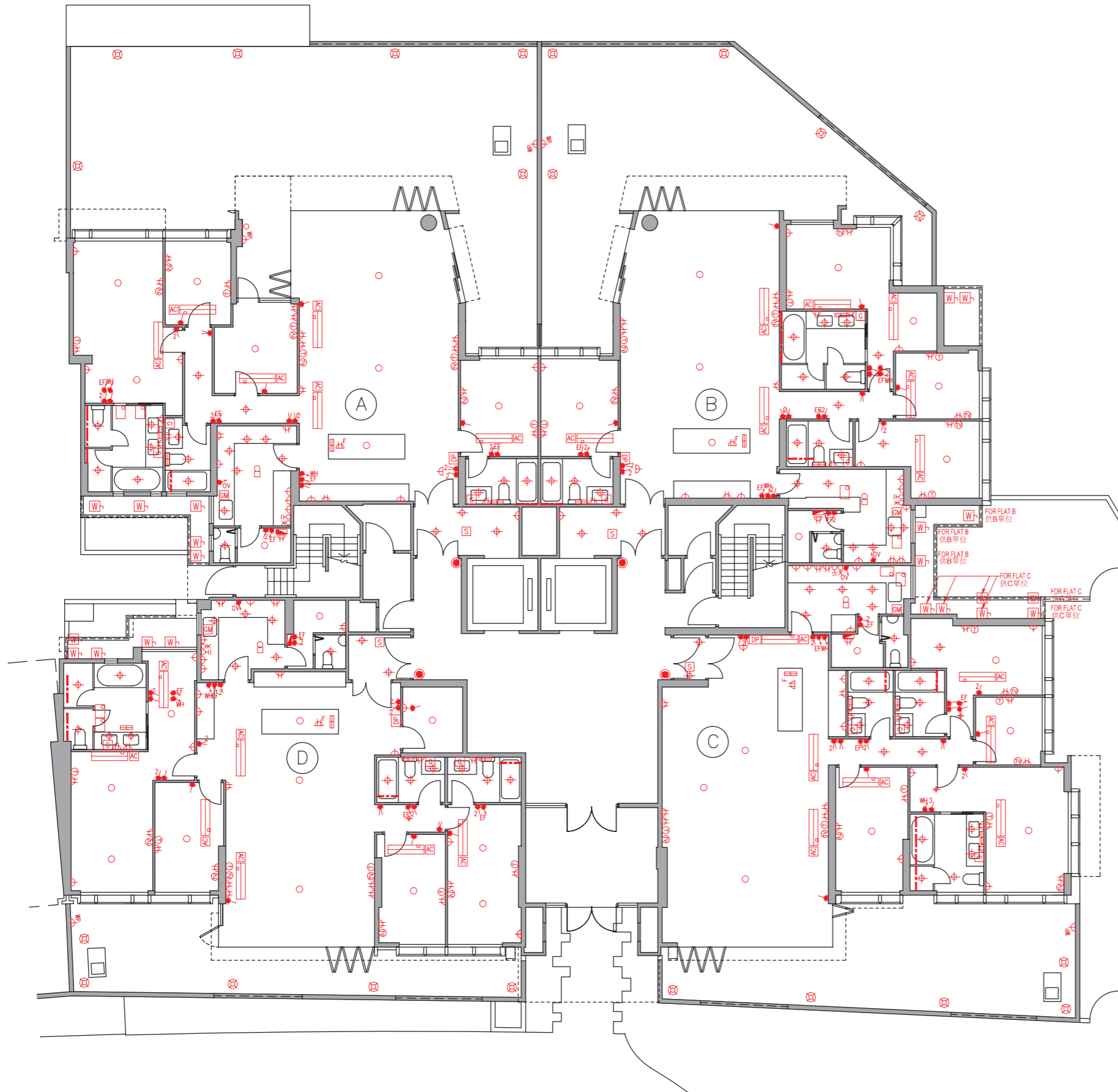
裝置、裝修物料及設備

Mechanical & Electrical Provisions Plan 機電裝置平面圖

Tower 16 座 G/F 地下

Legend 圖例


-  1-gang 1-way Lighting Switch 單位燈掣
-  2-gang 1-way Lighting Switch 雙位燈掣
-  3-gang 1-way Lighting Switch 三位燈掣
-  1-gang 2-way Lighting Switch 單位二路燈掣
-  2-gang 2-way Lighting Switch 雙位二路燈掣
-  3-gang 2-way Lighting Switch 三位二路燈掣
-  1-gang 1-way Watertight Lighting Switch 單位防水燈掣
-  1-gang 2-way Watertight Lighting Switch 單位二路防水燈掣
-  Switch for Exhaust Fan 抽氣扇開關掣
-  Switch for Water Heater 熱水爐開關掣
-  Switch for Oven 焗爐開關掣
-  Switch for Indoor Air-Conditioner 室內空調機接線位
-  Isolator for Outdoor Air-Conditioner 室外空調機開關掣
-  Town Gas Water Heater Remote Controller 煤氣熱水爐溫度控制掣
-  13A Single Socket Outlet 13A單位電插座
-  13A Twin Socket Outlet 13A雙位電插座
-  13A Single Floor Socket Outlet 13A藏地單位電插座
-  13A Single Watertight Socket Outlet 13A單位防水電插座
-  TV/FM Outlet 電視及電台接收插座
-  Telephone Outlet 電話插座
-  Floor TV/FM Outlet 藏地電視及電台接收插座
-  Floor Telephone Outlet 藏地電話插座
-  Door Bell Push Button 門鈴按鈕
-  Door Bell 門鈴
-  Door Phone 對講機
-  M.C.B. Board 總電掣箱
-  Lamp Holder 燈位
-  Downlight 天花燈
-  Garden Lamp 花園燈
-  Wall Mounted Lamp for Garden 花園牆身燈
-  Roof Floor Lamp 天台地燈
-  Wall Lamp 牆燈
-  Strip Light 燈帶
-  Light Trough 燈槽
-  Town Gas Water Heater 煤氣熱水爐
-  Town Gas Meter 煤氣錶
-  Indoor Air-Conditioner 室內空調機
-  Washing Machine Connection Point (Water Outlet) 洗衣機接駁點(去水位)
-  Washing Machine Connection Point (Water Inlet) 洗衣機接駁點(來水位)
-  Door Release Sensor 開燈感應器
-  Power Bar 拖板

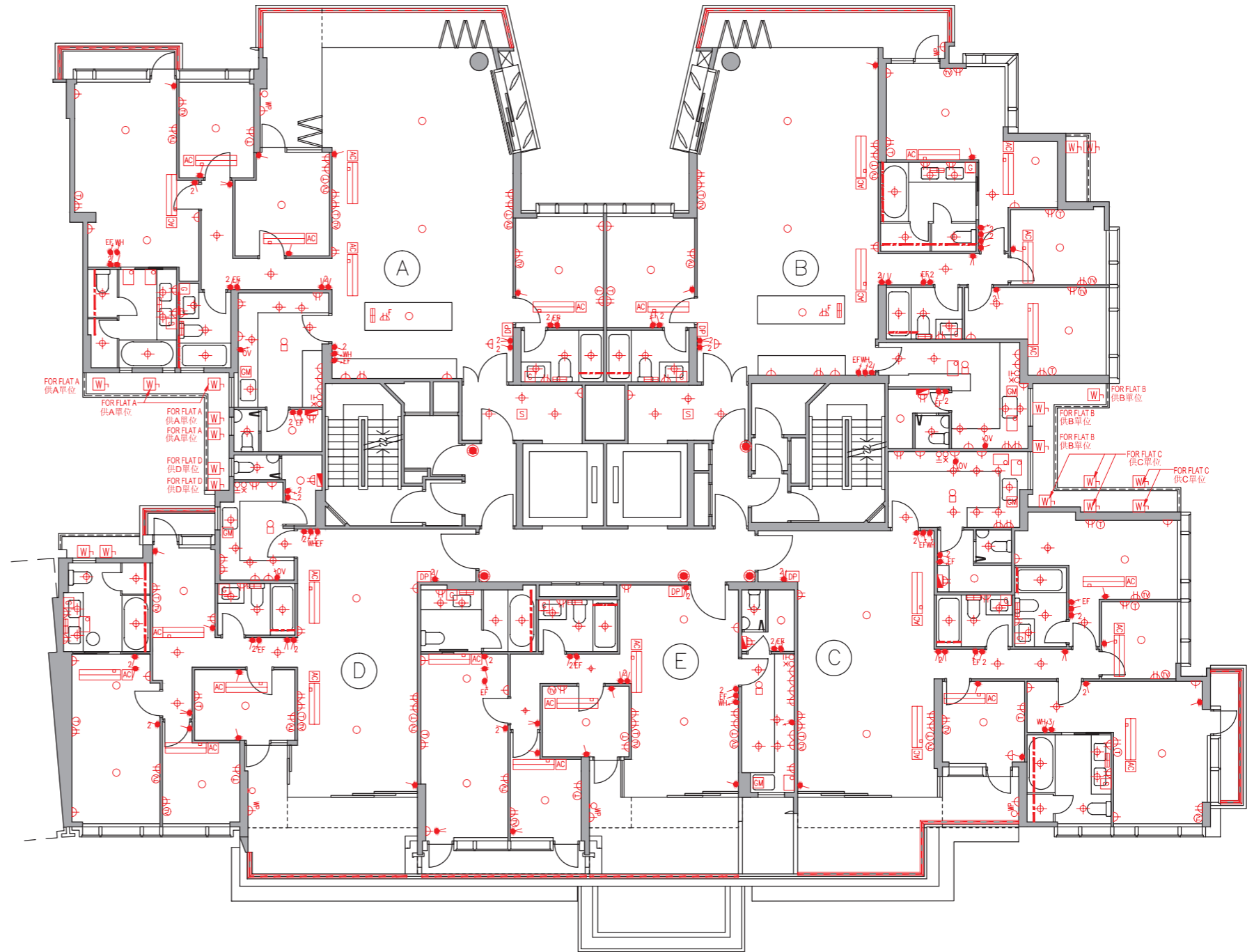


Mechanical & Electrical Provisions Plan 機電裝置平面圖

Tower 16 座 I/F 1樓

Legend 圖例

-  1-gang 1-way Lighting Switch 單位燈掣
-  2-gang 1-way Lighting Switch 雙位燈掣
-  3-gang 1-way Lighting Switch 三位燈掣
-  1-gang 2-way Lighting Switch 單位二路燈掣
-  2-gang 2-way Lighting Switch 雙位二路燈掣
-  3-gang 2-way Lighting Switch 三位二路燈掣
-  1-gang 1-way Watertight Lighting Switch 單位防水燈掣
-  1-gang 2-way Watertight Lighting Switch 單位二路防水燈掣
-  Switch for Exhaust Fan 抽氣扇開關掣
-  Switch for Water Heater 熱水爐開關掣
-  Switch for Oven 焗爐開關掣
-  Switch for Indoor Air-Conditioner 室內空調機接線位
-  Isolator for Outdoor Air-Conditioner 室外空調機開關掣
-  Town Gas Water Heater Remote Controller 煤氣熱水爐溫度控制器
-  13A Single Socket Outlet 13A單位電插座
-  13A Twin Socket Outlet 13A雙位電插座
-  13A Single Floor Socket Outlet 13A藏地單位電插座
-  13A Single Watertight Socket Outlet 13A單位防水電插座
-  TV/FM Outlet 電視及電台接收插座
-  Telephone Outlet 電話插座
-  Floor TV/FM Outlet 藏地電視及電台接收插座
-  Floor Telephone Outlet 藏地電話插座
-  Door Bell Push Button 門鈴按鈕
-  Door Bell 門鈴
-  Door Phone 對講機
-  M.C.B. Board 總電掣箱
-  Lamp Holder 燈位
-  Downlight 天花燈
-  Garden Lamp 花園燈
-  Wall Mounted Lamp for Garden 花園牆身燈
-  Roof Floor Lamp 天台地燈
-  Wall Lamp 牆燈
-  Strip Light 燈帶
-  Light Trough 燈槽
-  Town Gas Water Heater 煤氣熱水爐
-  Town Gas Meter 煤氣錶
-  Indoor Air-Conditioner 室內空調機
-  Washing Machine Connection Point (Water Outlet) 洗衣機接駁點(去水位)
-  Washing Machine Connection Point (Water Inlet) 洗衣機接駁點(來水位)
-  Door Release Sensor 開燈感應器
-  Power Bar 拖板

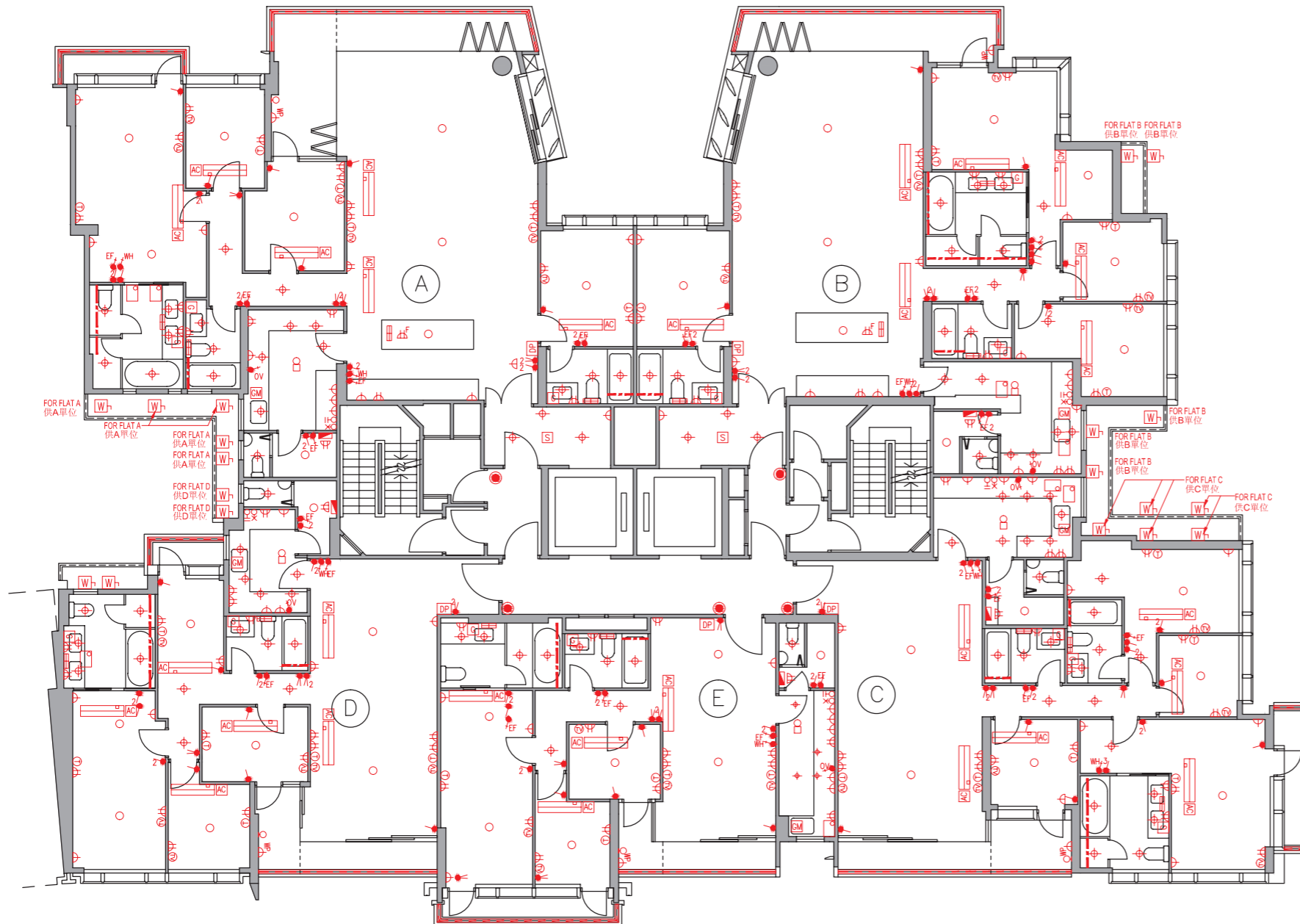


Fittings, finishes and appliances

裝置、裝修物料及設備

Mechanical & Electrical Provisions Plan 機電裝置平面圖

Tower 16 座 2/F - 6/F (4/F is omitted) 2樓-6樓(不設4樓)



Legend 圖例

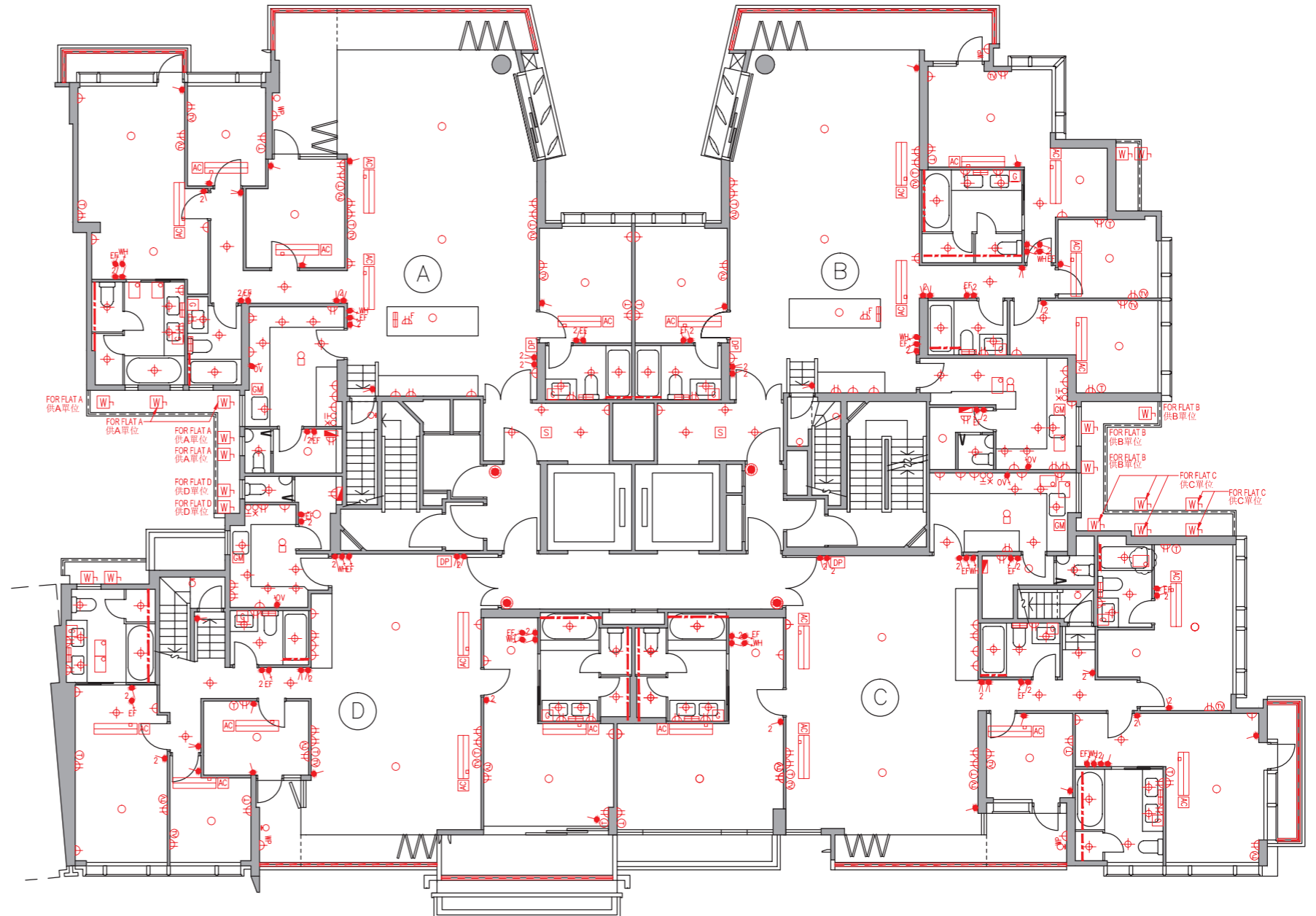
- 1-gang 1-way Lighting Switch 單位燈掣
- 2-gang 1-way Lighting Switch 雙位燈掣
- 3-gang 1-way Lighting Switch 三位燈掣
- 1-gang 2-way Lighting Switch 單位二路燈掣
- 2-gang 2-way Lighting Switch 雙位二路燈掣
- 3-gang 2-way Lighting Switch 三位二路燈掣
- 1-gang 1-way Watertight Lighting Switch 單位防水燈掣
- 1-gang 2-way Watertight Lighting Switch 單位二路防水燈掣
- EF Switch for Exhaust Fan 抽氣扇開關掣
- WH Switch for Water Heater 熱水爐開關掣
- OV Switch for Oven 焗爐開關掣
- AC Switch for Indoor Air-Conditioner 室內空調機接線位
- IS Isolator for Outdoor Air-Conditioner 室外空調機開關掣
- GW Town Gas Water Heater Remote Controller 煤氣熱水爐溫度控制掣
- 13A Single Socket Outlet 13A單位電插座
- 13A Twin Socket Outlet 13A雙位電插座
- 13A Single Floor Socket Outlet 13A藏地單位電插座
- 13A Single Watertight Socket Outlet 13A單位防水電插座
- TV/FM Outlet 電視及電台接收插座
- Telephone Outlet 電話插座
- Floor TV/FM Outlet 藏地電視及電台接收插座
- Floor Telephone Outlet 藏地電話插座
- DB Door Bell Push Button 門鈴按鈕
- DB Door Bell 門鈴
- DP Door Phone 對講機
- M.C.B. Board 總電掣箱
- Lamp Holder 燈位
- Downlight 天花燈
- Garden Lamp 花園燈
- Wall Mounted Lamp for Garden 花園牆身燈
- Roof Floor Lamp 天台地燈
- Wall Lamp 牆燈
- Strip Light 燈帶
- Light Trough 燈槽
- Town Gas Water Heater 煤氣熱水爐
- Town Gas Meter 煤氣錶
- Indoor Air-Conditioner 室內空調機
- Washing Machine Connection Point (Water Outlet) 洗衣機接駁點(去水位)
- Washing Machine Connection Point (Water Inlet) 洗衣機接駁點(來水位)
- DRS Door Release Sensor 開燈感應器
- Power Bar 拖板

Mechanical & Electrical Provisions Plan 機電裝置平面圖

Tower 16 座 7/F 7樓

Legend 圖例

-  1-gang 1-way Lighting Switch 單位燈掣
-  2-gang 1-way Lighting Switch 雙位燈掣
-  3-gang 1-way Lighting Switch 三位燈掣
-  1-gang 2-way Lighting Switch 單位二路燈掣
-  2-gang 2-way Lighting Switch 雙位二路燈掣
-  3-gang 2-way Lighting Switch 三位二路燈掣
-  1-gang 1-way Watertight Lighting Switch 單位防水燈掣
-  1-gang 2-way Watertight Lighting Switch 單位二路防水燈掣
-  Switch for Exhaust Fan 抽氣扇開關掣
-  Switch for Water Heater 熱水爐開關掣
-  Switch for Oven 焗爐開關掣
-  Switch for Indoor Air-Conditioner 室內空調機接線位
-  Isolator for Outdoor Air-Conditioner 室外空調機開關掣
-  Town Gas Water Heater Remote Controller 煤氣熱水爐溫度控制掣
-  13A Single Socket Outlet 13A單位電插座
-  13A Twin Socket Outlet 13A雙位電插座
-  13A Single Floor Socket Outlet 13A藏地單位電插座
-  13A Single Watertight Socket Outlet 13A單位防水電插座
-  TV/FM Outlet 電視及電台接收插座
-  Telephone Outlet 電話插座
-  Floor TV/FM Outlet 藏地電視及電台接收插座
-  Floor Telephone Outlet 藏地電話插座
-  Door Bell Push Button 門鈴按鈕
-  Door Bell 門鈴
-  Door Phone 對講機
-  M.C.B. Board 總電掣箱
-  Lamp Holder 燈位
-  Downlight 天花燈
-  Garden Lamp 花園燈
-  Wall Mounted Lamp for Garden 花園牆身燈
-  Roof Floor Lamp 天台地燈
-  Wall Lamp 牆燈
-  Strip Light 燈帶
-  Light Trough 燈槽
-  Town Gas Water Heater 煤氣熱水爐
-  Town Gas Meter 煤氣錶
-  Indoor Air-Conditioner 室內空調機
-  Washing Machine Connection Point (Water Outlet) 洗衣機接駁點(去水位)
-  Washing Machine Connection Point (Water Inlet) 洗衣機接駁點(來水位)
-  Door Release Sensor 開燈感應器
-  Power Bar 拖板

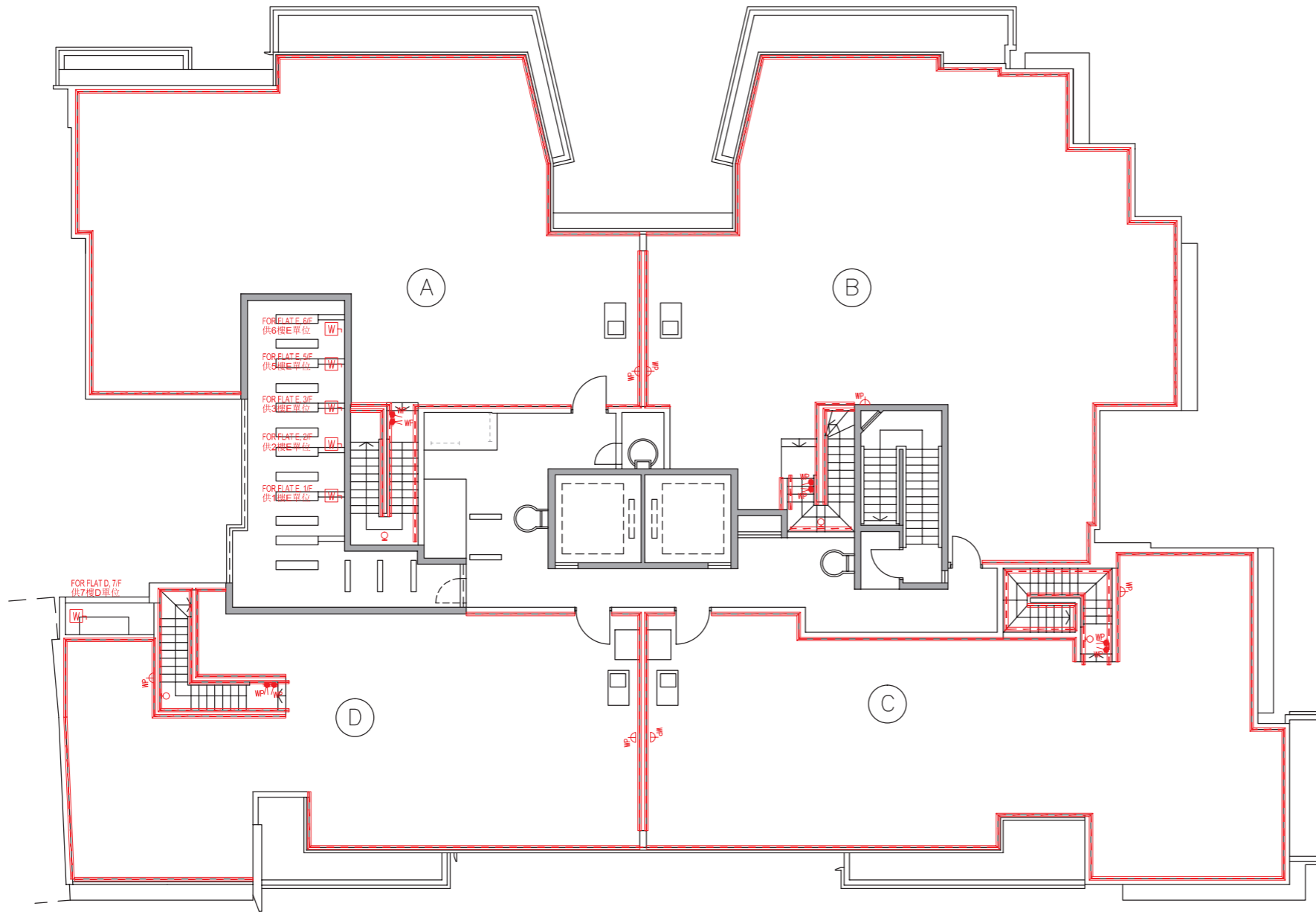


Fittings, finishes and appliances










































裝置、裝修物料及設備

Mechanical & Electrical Provisions Plan 機電裝置平面圖

Tower 16 座 Roof 天台



Legend 圖例

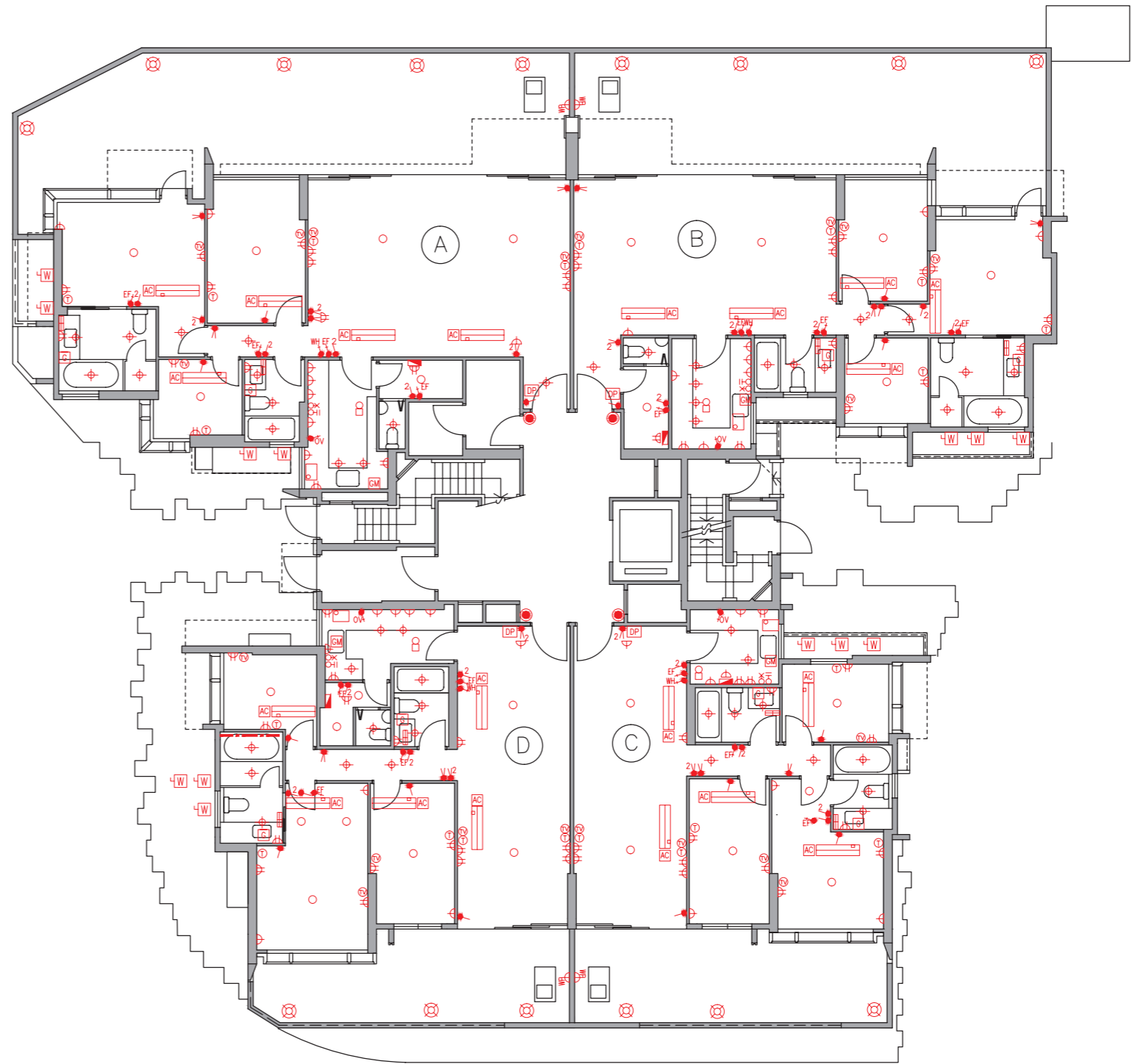
-  1-gang 1-way Lighting Switch 單位燈掣
-  2-gang 1-way Lighting Switch 雙位燈掣
-  3-gang 1-way Lighting Switch 三位燈掣
-  1-gang 2-way Lighting Switch 單位二路燈掣
-  2-gang 2-way Lighting Switch 雙位二路燈掣
-  3-gang 2-way Lighting Switch 三位二路燈掣
-  1-gang 1-way Watertight Lighting Switch 單位防水燈掣
-  1-gang 2-way Watertight Lighting Switch 單位二路防水燈掣
-  Switch for Exhaust Fan 抽氣扇開關掣
-  Switch for Water Heater 熱水爐開關掣
-  Switch for Oven 焗爐開關掣
-  Switch for Indoor Air-Conditioner 室內空調機接線位
-  Isolator for Outdoor Air-Conditioner 室外空調機開關掣
-  Town Gas Water Heater Remote Controller 煤氣熱水爐溫度控制掣
-  13A Single Socket Outlet 13A單位電插座
-  13A Twin Socket Outlet 13A雙位電插座
-  13A Single Floor Socket Outlet 13A藏地單位電插座
-  13A Single Watertight Socket Outlet 13A單位防水電插座
-  TV/FM Outlet 電視及電台接收插座
-  Telephone Outlet 電話插座
-  Floor TV/FM Outlet 藏地電視及電台接收插座
-  Floor Telephone Outlet 藏地電話插座
-  Door Bell Push Button 門鈴按鈕
-  Door Bell 門鈴
-  Door Phone 對講機
-  M.C.B. Board 總電掣箱
-  Lamp Holder 燈位
-  Downlight 天花燈
-  Garden Lamp 花園燈
-  Wall Mounted Lamp for Garden 花園牆身燈
-  Roof Floor Lamp 天台地燈
-  Wall Lamp 牆燈
-  Strip Light 燈帶
-  Light Trough 燈槽
-  Town Gas Water Heater 煤氣熱水爐
-  Town Gas Meter 煤氣錶
-  Indoor Air-Conditioner 室內空調機
-  Washing Machine Connection Point (Water Outlet) 洗衣機接駁點(去水位)
-  Washing Machine Connection Point (Water Inlet) 洗衣機接駁點(來水位)
-  Door Release Sensor 開燈感應器
-  Power Bar 拖板

Mechanical & Electrical Provisions Plan 機電裝置平面圖

Tower 17 座 G/F 地下

Legend 圖例

-  1-gang 1-way Lighting Switch 單位燈掣
-  2-gang 1-way Lighting Switch 雙位燈掣
-  3-gang 1-way Lighting Switch 三位燈掣
-  1-gang 2-way Lighting Switch 單位二路燈掣
-  2-gang 2-way Lighting Switch 雙位二路燈掣
-  3-gang 2-way Lighting Switch 三位二路燈掣
-  1-gang 1-way Watertight Lighting Switch 單位防水燈掣
-  1-gang 2-way Watertight Lighting Switch 單位二路防水燈掣
-  Switch for Exhaust Fan 抽氣扇開關掣
-  Switch for Water Heater 熱水爐開關掣
-  Switch for Oven 焗爐開關掣
-  Switch for Indoor Air-Conditioner 室內空調機接線位
-  Isolator for Outdoor Air-Conditioner 室外空調機開關掣
-  Town Gas Water Heater Remote Controller 煤氣熱水爐溫度控制器
-  13A Single Socket Outlet 13A單位電插座
-  13A Twin Socket Outlet 13A雙位電插座
-  13A Single Floor Socket Outlet 13A藏地單位電插座
-  13A Single Watertight Socket Outlet 13A單位防水電插座
-  TV/FM Outlet 電視及電台接收插座
-  Telephone Outlet 電話插座
-  Floor TV/FM Outlet 藏地電視及電台接收插座
-  Floor Telephone Outlet 藏地電話插座
-  Door Bell Push Button 門鈴按鈕
-  Door Bell 門鈴
-  Door Phone 對講機
-  M.C.B. Board 總電掣箱
-  Lamp Holder 燈位
-  Downlight 天花燈
-  Garden Lamp 花園燈
-  Wall Mounted Lamp for Garden 花園牆身燈
-  Roof Floor Lamp 天台地燈
-  Wall Lamp 牆燈
-  Strip Light 燈帶
-  Light Trough 燈槽
-  Town Gas Water Heater 煤氣熱水爐
-  Town Gas Meter 煤氣錶
-  Indoor Air-Conditioner 室內空調機
-  Washing Machine Connection Point (Water Outlet) 洗衣機接駁點(去水位)
-  Washing Machine Connection Point (Water Inlet) 洗衣機接駁點(來水位)
-  Door Release Sensor 開燈感應器
-  Power Bar 拖板

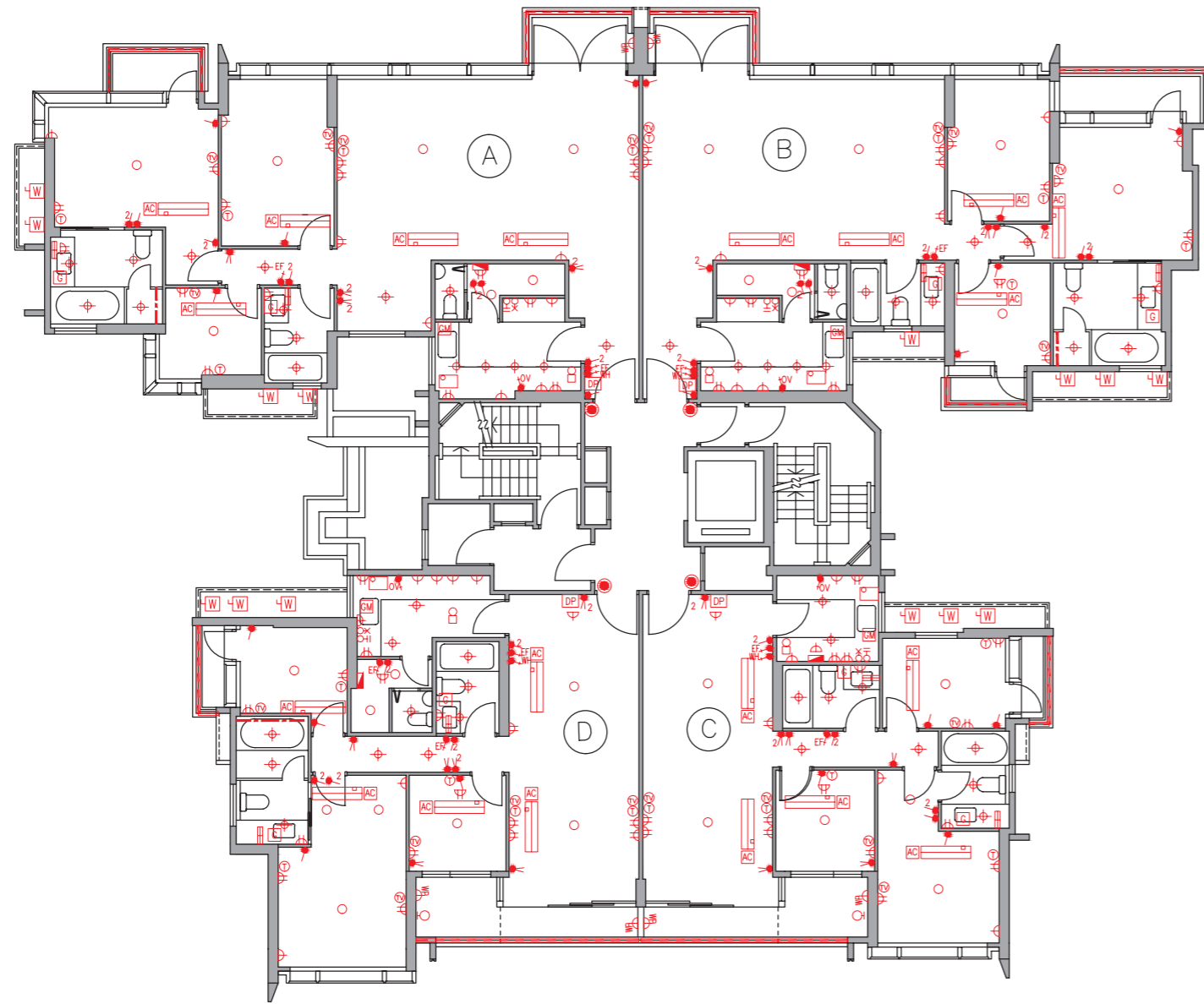


Fittings, finishes and appliances

裝置、裝修物料及設備

Mechanical & Electrical Provisions Plan 機電裝置平面圖

Tower 17 座 I/F 1樓



Legend 圖例

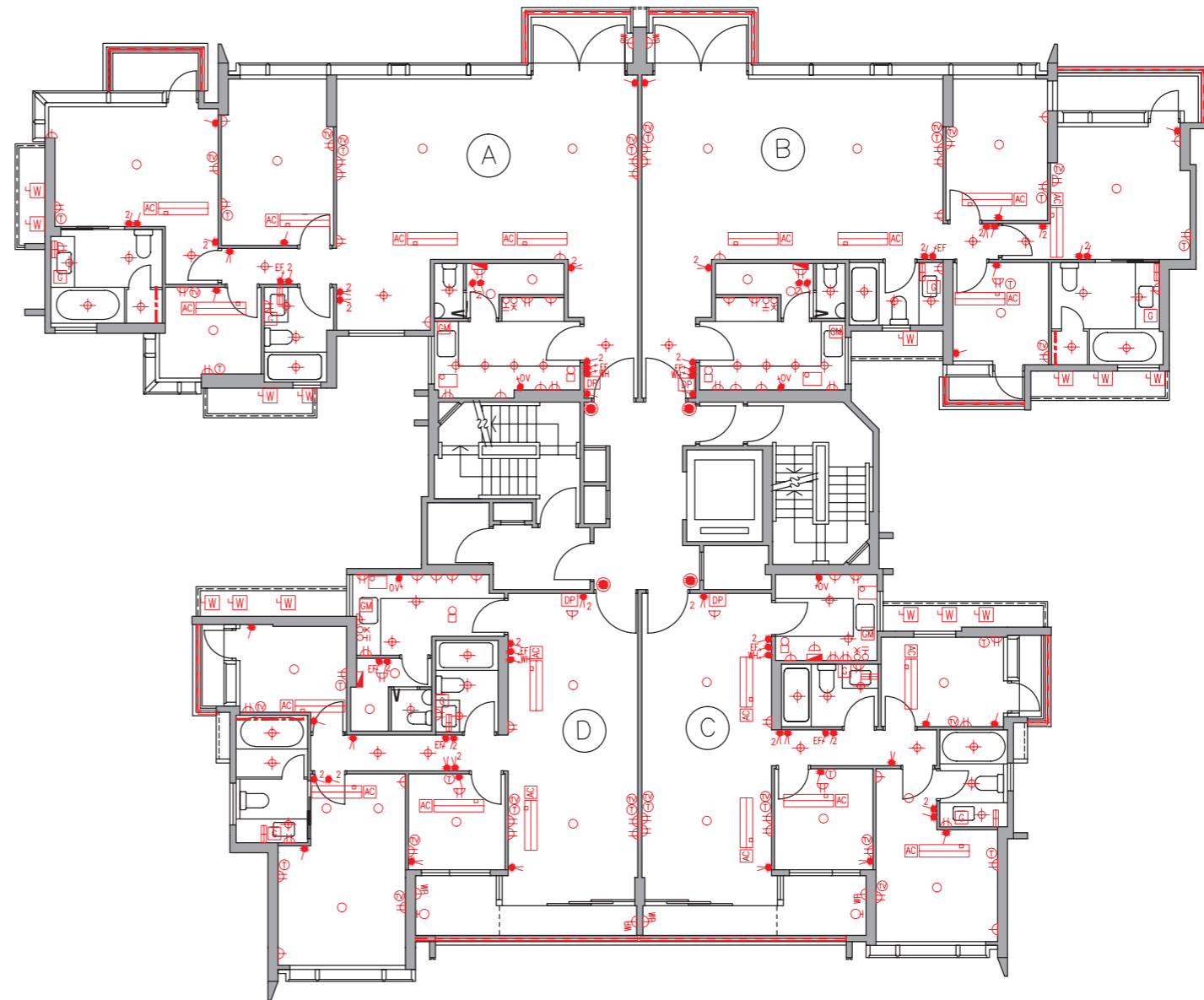
- 1-gang 1-way Lighting Switch 單位燈掣
- 2-gang 1-way Lighting Switch 雙位燈掣
- 3-gang 1-way Lighting Switch 三位燈掣
- 1-gang 2-way Lighting Switch 單位二路燈掣
- 2-gang 2-way Lighting Switch 雙位二路燈掣
- 3-gang 2-way Lighting Switch 三位二路燈掣
- 1-gang 1-way Watertight Lighting Switch 單位防水燈掣
- 1-gang 2-way Watertight Lighting Switch 單位二路防水燈掣
- Switch for Exhaust Fan 抽氣扇開關掣
- Switch for Water Heater 熱水爐開關掣
- Switch for Oven 焗爐開關掣
- Switch for Indoor Air-Conditioner 室內空調機接線位
- Isolator for Outdoor Air-Conditioner 室外空調機開關掣
- Town Gas Water Heater Remote Controller 煤氣熱水爐溫度控制掣
- 13A Single Socket Outlet 13A單位電插座
- 13A Twin Socket Outlet 13A雙位電插座
- 13A Single Floor Socket Outlet 13A藏地單位電插座
- 13A Single Watertight Socket Outlet 13A單位防水電插座
- TV/FM Outlet 電視及電台接收插座
- Telephone Outlet 電話插座
- Floor TV/FM Outlet 藏地電視及電台接收插座
- Floor Telephone Outlet 藏地電話插座
- Door Bell Push Button 門鈴按鈕
- Door Bell 門鈴
- Door Phone 對講機
- M.C.B. Board 總電掣箱
- Lamp Holder 燈位
- Downlight 天花燈
- Garden Lamp 花園燈
- Wall Mounted Lamp for Garden 花園牆身燈
- Roof Floor Lamp 天台地燈
- Wall Lamp 牆燈
- Strip Light 燈帶
- Light Trough 燈槽
- Town Gas Water Heater 煤氣熱水爐
- Town Gas Meter 煤氣錶
- Indoor Air-Conditioner 室內空調機
- Washing Machine Connection Point (Water Outlet) 洗衣機接駁點(去水位)
- Washing Machine Connection Point (Water Inlet) 洗衣機接駁點(來水位)
- Door Release Sensor 開燈感應器
- Power Bar 拖板

Mechanical & Electrical Provisions Plan 機電裝置平面圖

Tower 17 座 2/F - 5/F (4/F is omitted) 2樓-5樓(不設4樓)

Legend 圖例

-  1-gang 1-way Lighting Switch 單位燈掣
-  2-gang 1-way Lighting Switch 雙位燈掣
-  3-gang 1-way Lighting Switch 三位燈掣
-  1-gang 2-way Lighting Switch 單位二路燈掣
-  2-gang 2-way Lighting Switch 雙位二路燈掣
-  3-gang 2-way Lighting Switch 三位二路燈掣
-  1-gang 1-way Watertight Lighting Switch 單位防水燈掣
-  1-gang 2-way Watertight Lighting Switch 單位二路防水燈掣
-  Switch for Exhaust Fan 抽氣扇開關掣
-  Switch for Water Heater 熱水爐開關掣
-  Switch for Oven 焗爐開關掣
-  Switch for Indoor Air-Conditioner 室內空調機接線位
-  Isolator for Outdoor Air-Conditioner 室外空調機開關掣
-  Town Gas Water Heater Remote Controller 煤氣熱水爐溫度控制掣
-  13A Single Socket Outlet 13A單位電插座
-  13A Twin Socket Outlet 13A雙位電插座
-  13A Single Floor Socket Outlet 13A藏地單位電插座
-  13A Single Watertight Socket Outlet 13A單位防水電插座
-  TV/FM Outlet 電視及電台接收插座
-  Telephone Outlet 電話插座
-  Floor TV/FM Outlet 藏地電視及電台接收插座
-  Floor Telephone Outlet 藏地電話插座
-  Door Bell Push Button 門鈴按鈕
-  Door Bell 門鈴
-  Door Phone 對講機
-  M.C.B. Board 總電掣箱
-  Lamp Holder 燈位
-  Downlight 天花燈
-  Garden Lamp 花園燈
-  Wall Mounted Lamp for Garden 花園牆身燈
-  Roof Floor Lamp 天台地燈
-  Wall Lamp 牆燈
-  Strip Light 燈帶
-  Light Trough 燈槽
-  Town Gas Water Heater 煤氣熱水爐
-  Town Gas Meter 煤氣錶
-  Indoor Air-Conditioner 室內空調機
-  Washing Machine Connection Point (Water Outlet) 洗衣機接駁點(去水位)
-  Washing Machine Connection Point (Water Inlet) 洗衣機接駁點(來水位)
-  Door Release Sensor 開燈感應器
-  Power Bar 拖板

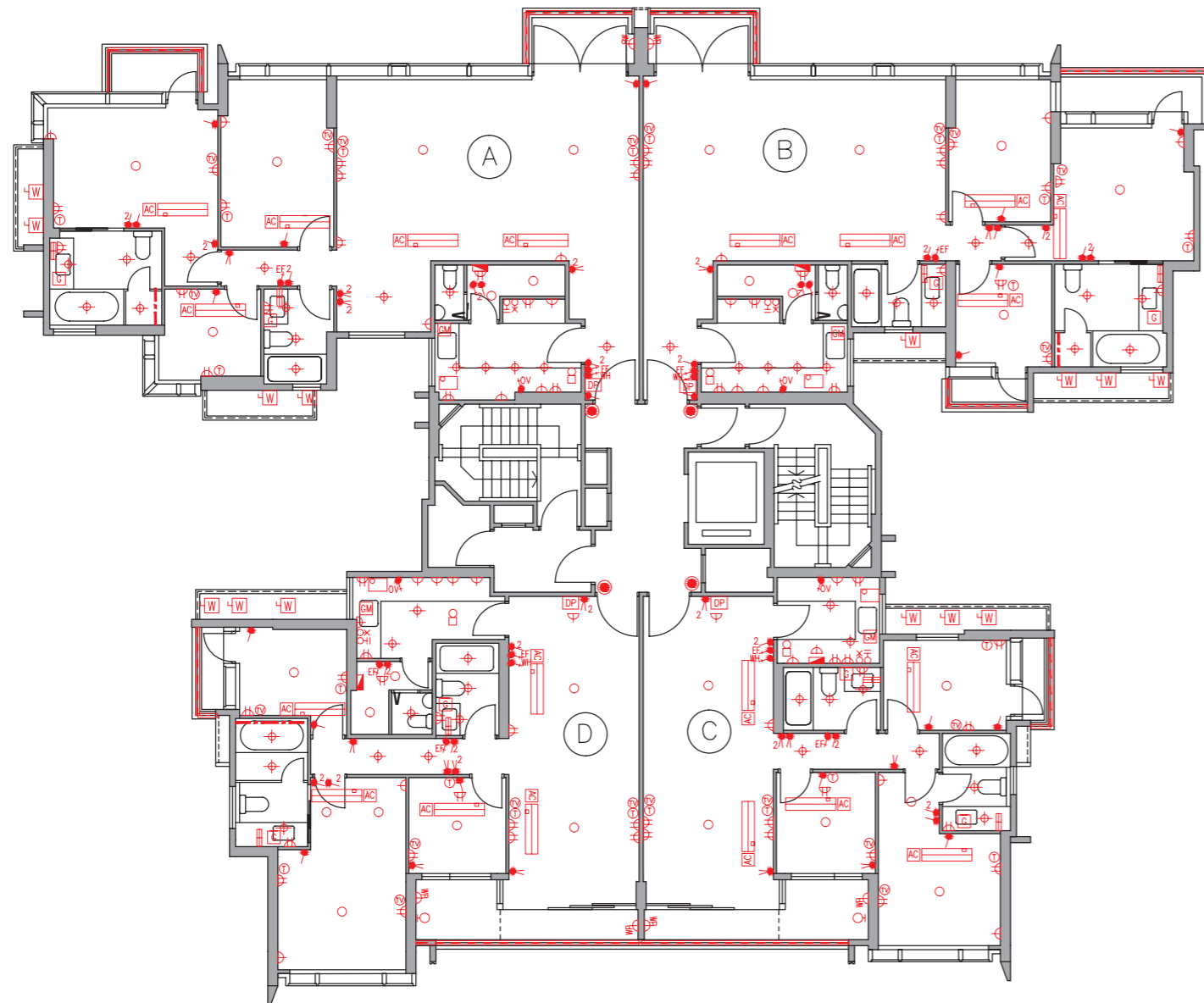


Fittings, finishes and appliances

裝置、裝修物料及設備

Mechanical & Electrical Provisions Plan 機電裝置平面圖

Tower 17 座 6/F 6樓



Legend 圖例

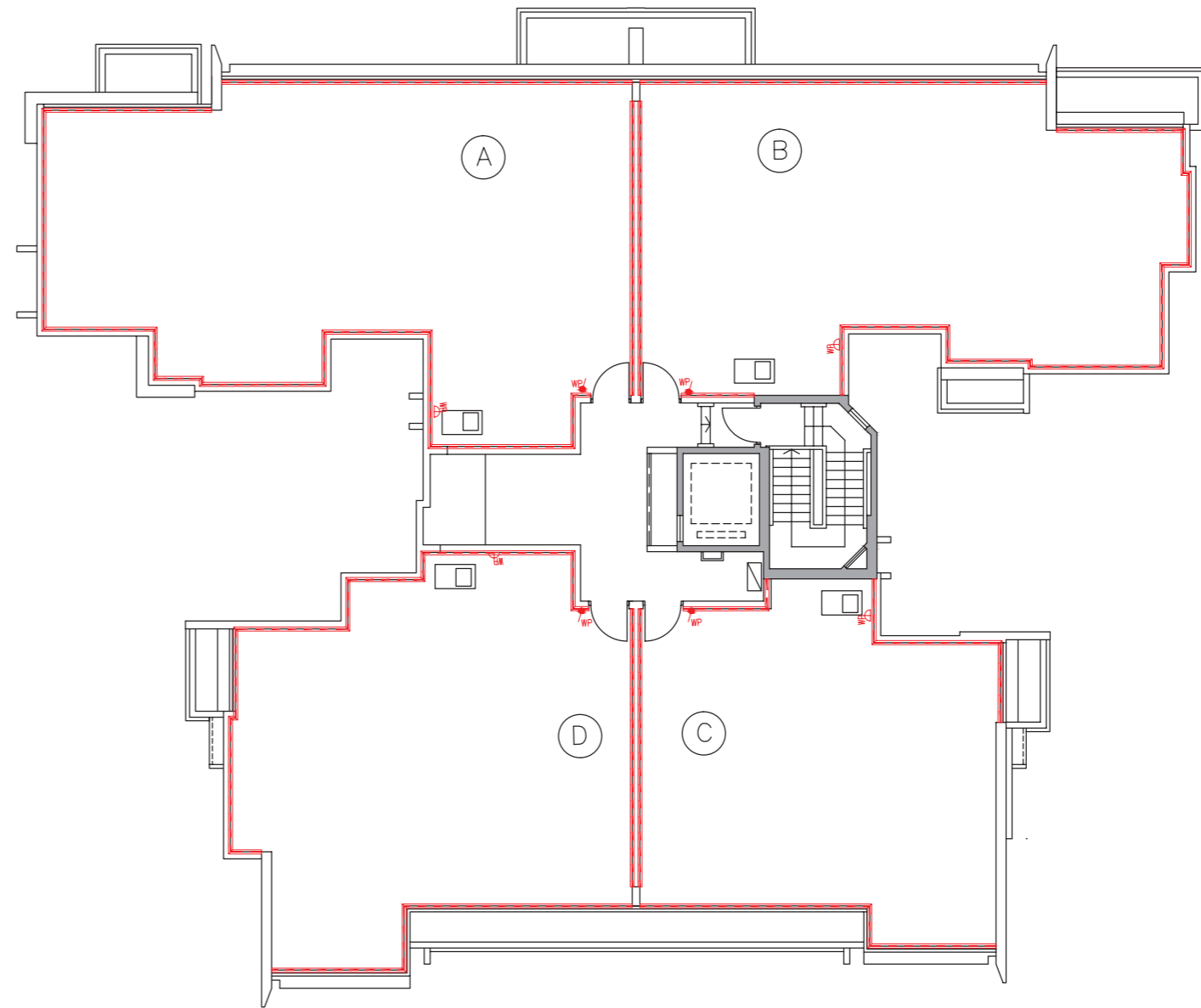
- 1-gang 1-way Lighting Switch 單位燈掣
- 2-gang 1-way Lighting Switch 雙位燈掣
- 3-gang 1-way Lighting Switch 三位燈掣
- 1-gang 2-way Lighting Switch 單位二路燈掣
- 2-gang 2-way Lighting Switch 雙位二路燈掣
- 3-gang 2-way Lighting Switch 三位二路燈掣
- 1-gang 1-way Watertight Lighting Switch 單位防水燈掣
- 1-gang 2-way Watertight Lighting Switch 單位二路防水燈掣
- Switch for Exhaust Fan 抽氣扇開關掣
- Switch for Water Heater 熱水爐開關掣
- Switch for Oven 焗爐開關掣
- Switch for Indoor Air-Conditioner 室內空調機接線位
- Isolator for Outdoor Air-Conditioner 室外空調機開關掣
- Town Gas Water Heater Remote Controller 煤氣熱水爐溫度控制掣
- 13A Single Socket Outlet 13A單位電插座
- 13A Twin Socket Outlet 13A雙位電插座
- 13A Single Floor Socket Outlet 13A藏地單位電插座
- 13A Single Watertight Socket Outlet 13A單位防水電插座
- TV/FM Outlet 電視及電台接收插座
- Telephone Outlet 電話插座
- Floor TV/FM Outlet 藏地電視及電台接收插座
- Floor Telephone Outlet 藏地電話插座
- Door Bell Push Button 門鈴按鈕
- Door Bell 門鈴
- Door Phone 對講機
- M.C.B. Board 總電掣箱
- Lamp Holder 燈位
- Downlight 天花燈
- Garden Lamp 花園燈
- Wall Mounted Lamp for Garden 花園牆身燈
- Roof Floor Lamp 天台地燈
- Wall Lamp 牆燈
- Strip Light 燈帶
- Light Trough 燈槽
- Town Gas Water Heater 煤氣熱水爐
- Town Gas Meter 煤氣錶
- Indoor Air-Conditioner 室內空調機
- Washing Machine Connection Point (Water Outlet) 洗衣機接駁點(去水位)
- Washing Machine Connection Point (Water Inlet) 洗衣機接駁點(來水位)
- Door Release Sensor 開燈感應器
- Power Bar 拖板

Mechanical & Electrical Provisions Plan 機電裝置平面圖

Tower 17 座 Roof 天台

Legend 圖例

-  1-gang 1-way Lighting Switch 單位燈掣
-  2-gang 1-way Lighting Switch 雙位燈掣
-  3-gang 1-way Lighting Switch 三位燈掣
-  1-gang 2-way Lighting Switch 單位二路燈掣
-  2-gang 2-way Lighting Switch 雙位二路燈掣
-  3-gang 2-way Lighting Switch 三位二路燈掣
-  1-gang 1-way Watertight Lighting Switch 單位防水燈掣
-  1-gang 2-way Watertight Lighting Switch 單位二路防水燈掣
-  Switch for Exhaust Fan 抽氣扇開關掣
-  Switch for Water Heater 熱水爐開關掣
-  Switch for Oven 焗爐開關掣
-  Switch for Indoor Air-Conditioner 室內空調機接線位
-  Isolator for Outdoor Air-Conditioner 室外空調機開關掣
-  Town Gas Water Heater Remote Controller 煤氣熱水爐溫度控制器
-  13A Single Socket Outlet 13A單位電插座
-  13A Twin Socket Outlet 13A雙位電插座
-  13A Single Floor Socket Outlet 13A藏地單位電插座
-  13A Single Watertight Socket Outlet 13A單位防水電插座
-  TV/FM Outlet 電視及電台接收插座
-  Telephone Outlet 電話插座
-  Floor TV/FM Outlet 藏地電視及電台接收插座
-  Floor Telephone Outlet 藏地電話插座
-  Door Bell Push Button 門鈴按鈕
-  Door Bell 門鈴
-  Door Phone 對講機
-  M.C.B. Board 總電掣箱
-  Lamp Holder 燈位
-  Downlight 天花燈
-  Garden Lamp 花園燈
-  Wall Mounted Lamp for Garden 花園牆身燈
-  Roof Floor Lamp 天台地燈
-  Wall Lamp 牆燈
-  Strip Light 燈帶
-  Light Trough 燈槽
-  Town Gas Water Heater 煤氣熱水爐
-  Town Gas Meter 煤氣錶
-  Indoor Air-Conditioner 室內空調機
-  Washing Machine Connection Point (Water Outlet) 洗衣機接駁點(去水位)
-  Washing Machine Connection Point (Water Inlet) 洗衣機接駁點(來水位)
-  Door Release Sensor 開燈感應器
-  Power Bar 拖板



Fittings, finishes and appliances

裝置、裝修物料及設備

Mechanical & Electrical Provisions Plan 機電裝置平面圖

Tower 18 座 G/F 地下



Legend 圖例

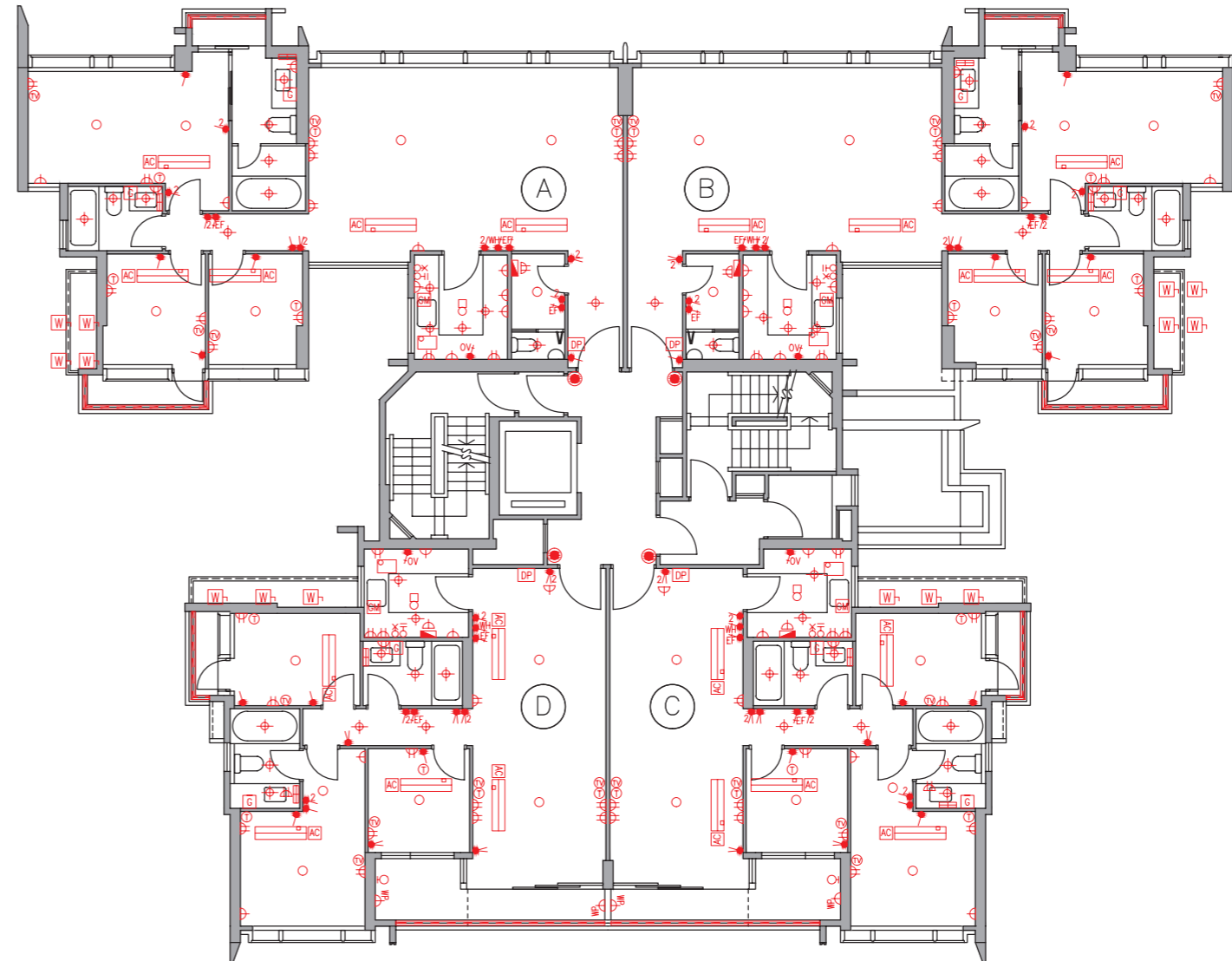
- 1-gang 1-way Lighting Switch 單位燈掣
- 2/ 2-gang 1-way Lighting Switch 雙位燈掣
- 3/ 3-gang 1-way Lighting Switch 三位燈掣
- V 1-gang 2-way Lighting Switch 單位二路燈掣
- 2/V 2-gang 2-way Lighting Switch 雙位二路燈掣
- 3/V 3-gang 2-way Lighting Switch 三位二路燈掣
- WP 1-gang 1-way Watertight Lighting Switch 單位防水燈掣
- WP/V 1-gang 2-way Watertight Lighting Switch 單位二路防水燈掣
- EF Switch for Exhaust Fan 抽氣扇開關掣
- WH Switch for Water Heater 熱水爐開關掣
- OV Switch for Oven 焗爐開關掣
- AC Switch for Indoor Air-Conditioner 室內空調機接線位
- W Isolator for Outdoor Air-Conditioner 室外空調機開關掣
- G Town Gas Water Heater Remote Controller 煤氣熱水爐溫度控制掣
- 13A Single Socket Outlet 13A單位電插座
- 13A Twin Socket Outlet 13A雙位電插座
- F 13A Single Floor Socket Outlet 13A藏地單位電插座
- WP 13A Single Watertight Socket Outlet 13A單位防水電插座
- TV TV/FM Outlet 電視及電台接收插座
- T Telephone Outlet 電話插座
- FTV Floor TV/FM Outlet 藏地電視及電台接收插座
- FT Floor Telephone Outlet 藏地電話插座
- DB Door Bell Push Button 門鈴按鈕
- B Door Bell 門鈴
- DP Door Phone 對講機
- M.C.B. Board 總電掣箱
- O Lamp Holder 燈位
- D Downlight 天花燈
- G Garden Lamp 花園燈
- W Wall Mounted Lamp for Garden 花園牆身燈
- R Roof Floor Lamp 天台地燈
- W Wall Lamp 牆燈
- S Strip Light 燈帶
- L Light Trough 燈槽
- T Town Gas Water Heater 煤氣熱水爐
- M Town Gas Meter 煤氣錶
- I Indoor Air-Conditioner 室內空調機
- W Washing Machine Connection Point (Water Outlet) 洗衣機接駁點(去水位)
- I Washing Machine Connection Point (Water Inlet) 洗衣機接駁點(來水位)
- S Door Release Sensor 開燈感應器
- P Power Bar 拖板

Mechanical & Electrical Provisions Plan 機電裝置平面圖

Tower 18 座 I/F 1樓

Legend 圖例

-  1-gang 1-way Lighting Switch 單位燈掣
-  2-gang 1-way Lighting Switch 雙位燈掣
-  3-gang 1-way Lighting Switch 三位燈掣
-  1-gang 2-way Lighting Switch 單位二路燈掣
-  2-gang 2-way Lighting Switch 雙位二路燈掣
-  3-gang 2-way Lighting Switch 三位二路燈掣
-  1-gang 1-way Watertight Lighting Switch 單位防水燈掣
-  1-gang 2-way Watertight Lighting Switch 單位二路防水燈掣
-  Switch for Exhaust Fan 抽氣扇開關掣
-  Switch for Water Heater 熱水爐開關掣
-  Switch for Oven 焗爐開關掣
-  Switch for Indoor Air-Conditioner 室內空調機接線位
-  Isolator for Outdoor Air-Conditioner 室外空調機開關掣
-  Town Gas Water Heater Remote Controller 煤氣熱水爐溫度控制器
-  13A Single Socket Outlet 13A單位電插座
-  13A Twin Socket Outlet 13A雙位電插座
-  13A Single Floor Socket Outlet 13A藏地單位電插座
-  13A Single Watertight Socket Outlet 13A單位防水電插座
-  TV/FM Outlet 電視及電台接收插座
-  Telephone Outlet 電話插座
-  Floor TV/FM Outlet 藏地電視及電台接收插座
-  Floor Telephone Outlet 藏地電話插座
-  Door Bell Push Button 門鈴按鈕
-  Door Bell 門鈴
-  Door Phone 對講機
-  M.C.B. Board 總電掣箱
-  Lamp Holder 燈位
-  Downlight 天花燈
-  Garden Lamp 花園燈
-  Wall Mounted Lamp for Garden 花園牆身燈
-  Roof Floor Lamp 天台地燈
-  Wall Lamp 牆燈
-  Strip Light 燈帶
-  Light Trough 燈槽
-  Town Gas Water Heater 煤氣熱水爐
-  Town Gas Meter 煤氣錶
-  Indoor Air-Conditioner 室內空調機
-  Washing Machine Connection Point (Water Outlet) 洗衣機接駁點(去水位)
-  Washing Machine Connection Point (Water Inlet) 洗衣機接駁點(來水位)
-  Door Release Sensor 開燈感應器
-  Power Bar 拖板

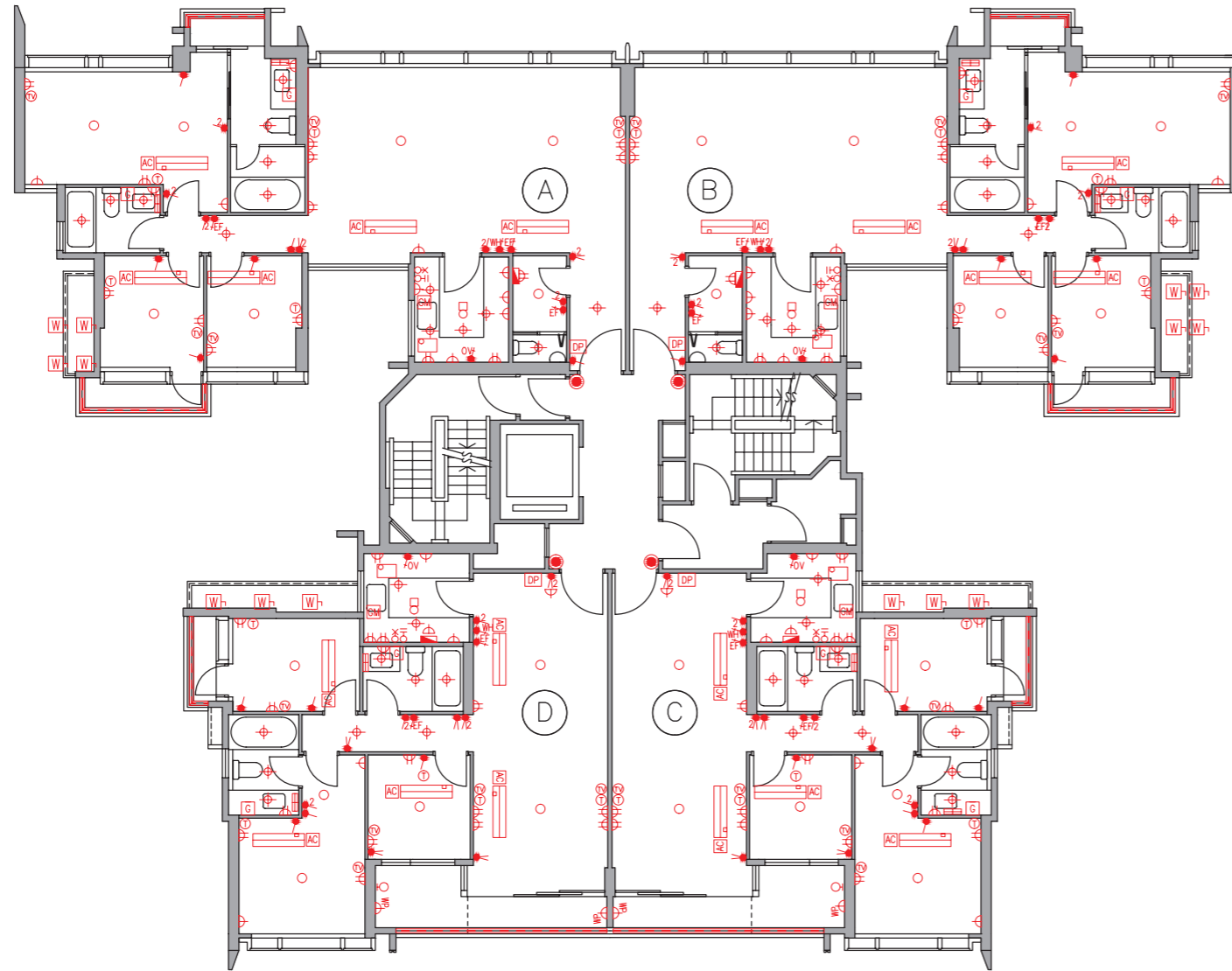


Fittings, finishes and appliances

裝置、裝修物料及設備

Mechanical & Electrical Provisions Plan 機電裝置平面圖

Tower 18 座 2/F - 5/F (4/F is omitted) 2樓-5樓(不設4樓)



Legend 圖例

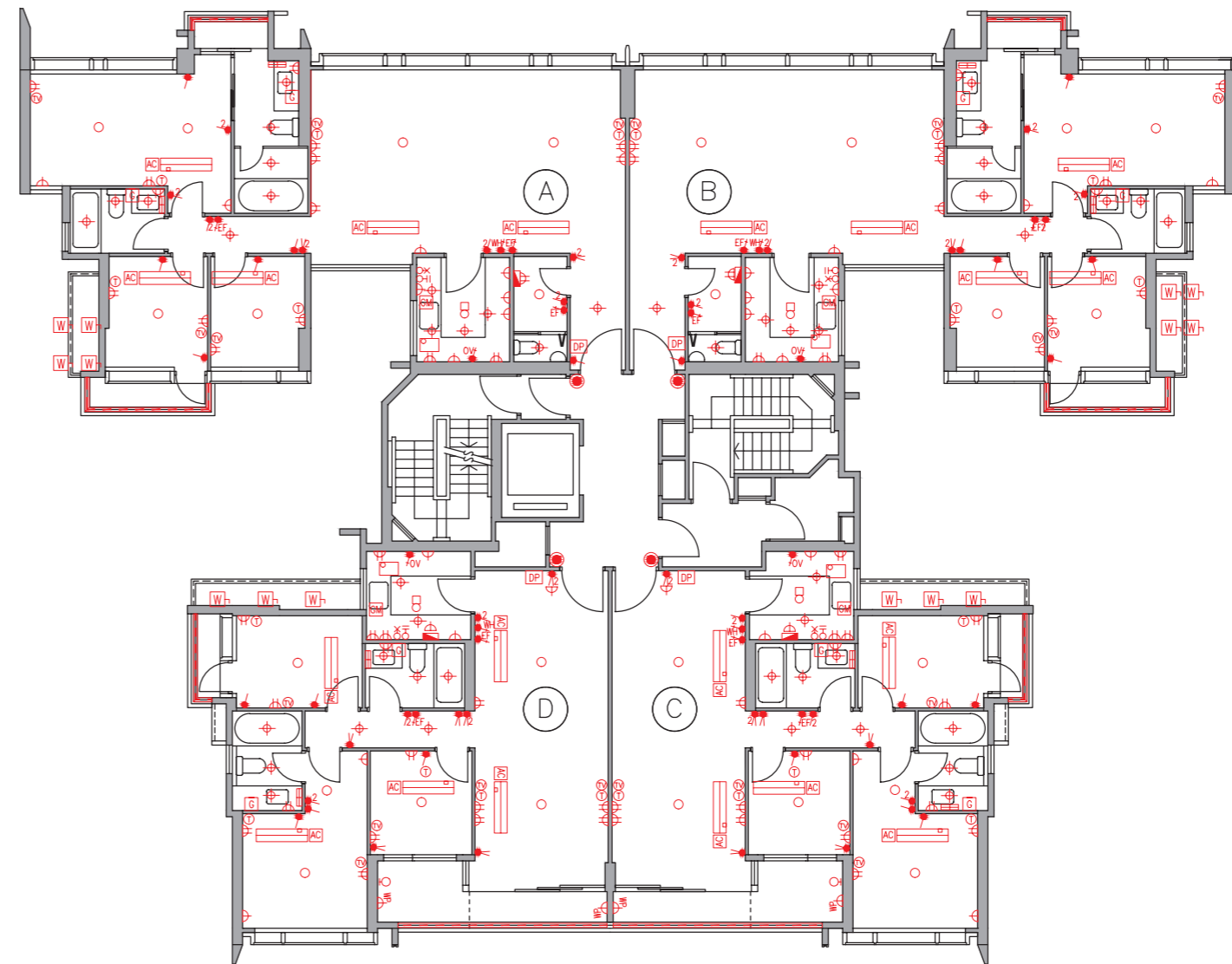
- 1-gang 1-way Lighting Switch 單位燈掣
- 2-gang 1-way Lighting Switch 雙位燈掣
- 3-gang 1-way Lighting Switch 三位燈掣
- 1-gang 2-way Lighting Switch 單位二路燈掣
- 2-gang 2-way Lighting Switch 雙位二路燈掣
- 3-gang 2-way Lighting Switch 三位二路燈掣
- 1-gang 1-way Watertight Lighting Switch 單位防水燈掣
- 1-gang 2-way Watertight Lighting Switch 單位二路防水燈掣
- EF Switch for Exhaust Fan 抽氣扇開關掣
- WH Switch for Water Heater 熱水爐開關掣
- OV Switch for Oven 焗爐開關掣
- AC Switch for Indoor Air-Conditioner 室內空調機接線位
- W Isolator for Outdoor Air-Conditioner 室外空調機開關掣
- G Town Gas Water Heater Remote Controller 煤氣熱水爐溫度控制掣
- 13A Single Socket Outlet 13A單位電插座
- 13A Twin Socket Outlet 13A雙位電插座
- 13A Single Floor Socket Outlet 13A藏地單位電插座
- 13A Single Watertight Socket Outlet 13A單位防水電插座
- TV/FM Outlet 電視及電台接收插座
- Telephone Outlet 電話插座
- Floor TV/FM Outlet 藏地電視及電台接收插座
- Floor Telephone Outlet 藏地電話插座
- Door Bell Push Button 門鈴按鈕
- Door Bell 門鈴
- DP Door Phone 對講機
- M.C.B. Board 總電掣箱
- Lamp Holder 燈位
- Downlight 天花燈
- Garden Lamp 花園燈
- Wall Mounted Lamp for Garden 花園牆身燈
- Roof Floor Lamp 天台地燈
- Wall Lamp 牆燈
- Strip Light 燈帶
- Light Trough 燈槽
- Town Gas Water Heater 煤氣熱水爐
- Town Gas Meter 煤氣錶
- Indoor Air-Conditioner 室內空調機
- Washing Machine Connection Point (Water Outlet) 洗衣機接駁點(去水位)
- Washing Machine Connection Point (Water Inlet) 洗衣機接駁點(來水位)
- Door Release Sensor 開燈感應器
- Power Bar 拖板

Mechanical & Electrical Provisions Plan 機電裝置平面圖

Tower 18 座 6/F 6樓

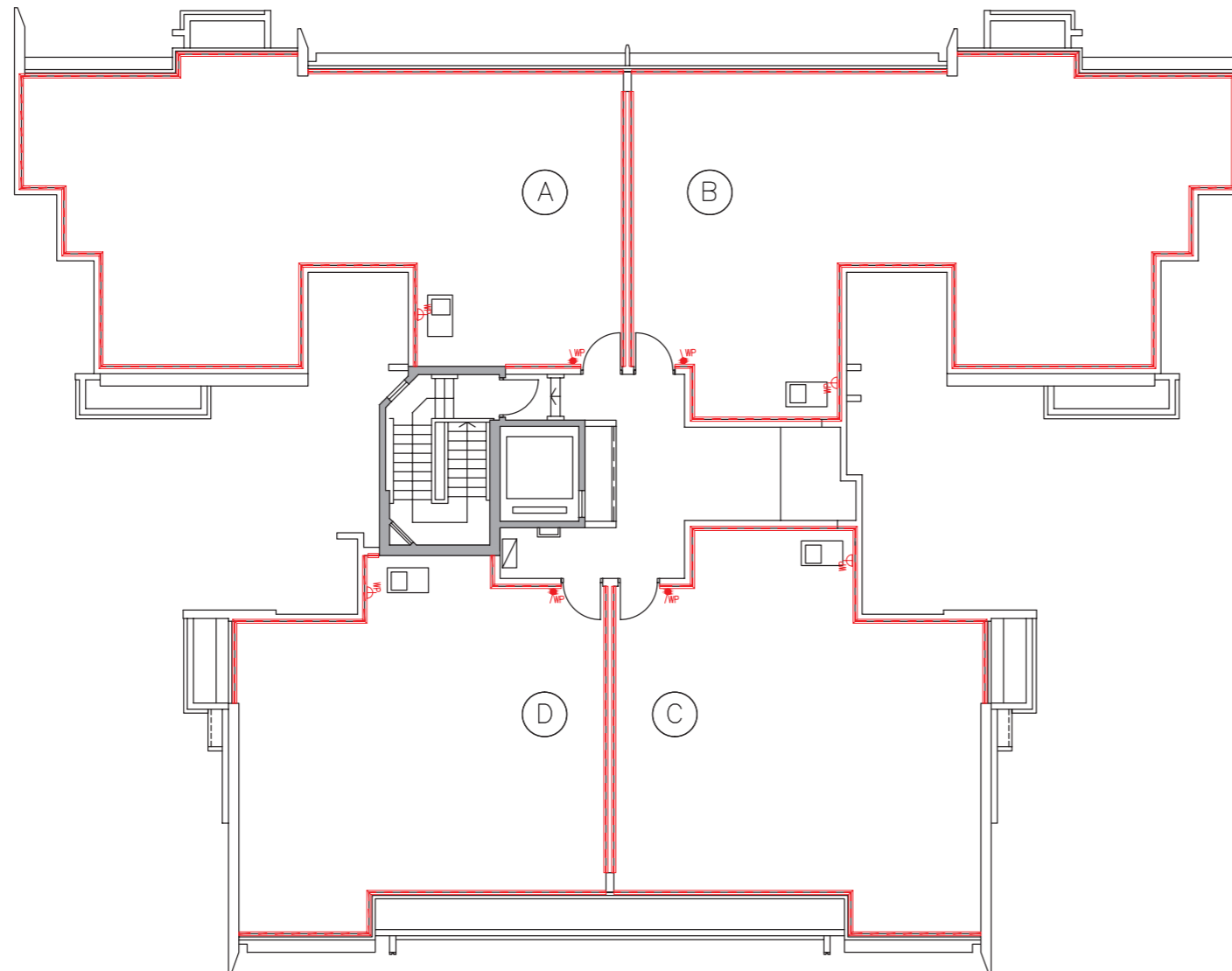
Legend 圖例

-  1-gang 1-way Lighting Switch 單位燈掣
-  2-gang 1-way Lighting Switch 雙位燈掣
-  3-gang 1-way Lighting Switch 三位燈掣
-  1-gang 2-way Lighting Switch 單位二路燈掣
-  2-gang 2-way Lighting Switch 雙位二路燈掣
-  3-gang 2-way Lighting Switch 三位二路燈掣
-  1-gang 1-way Watertight Lighting Switch 單位防水燈掣
-  1-gang 2-way Watertight Lighting Switch 單位二路防水燈掣
-  Switch for Exhaust Fan 抽氣扇開關掣
-  Switch for Water Heater 熱水爐開關掣
-  Switch for Oven 焗爐開關掣
-  Switch for Indoor Air-Conditioner 室內空調機接線位
-  Isolator for Outdoor Air-Conditioner 室外空調機開關掣
-  Town Gas Water Heater Remote Controller 煤氣熱水爐溫度控制器
-  13A Single Socket Outlet 13A單位電插座
-  13A Twin Socket Outlet 13A雙位電插座
-  13A Single Floor Socket Outlet 13A藏地單位電插座
-  13A Single Watertight Socket Outlet 13A單位防水電插座
-  TV/FM Outlet 電視及電台接收插座
-  Telephone Outlet 電話插座
-  Floor TV/FM Outlet 藏地電視及電台接收插座
-  Floor Telephone Outlet 藏地電話插座
-  Door Bell Push Button 門鈴按鈕
-  Door Bell 門鈴
-  Door Phone 對講機
-  M.C.B. Board 總電掣箱
-  Lamp Holder 燈位
-  Downlight 天花燈
-  Garden Lamp 花園燈
-  Wall Mounted Lamp for Garden 花園牆身燈
-  Roof Floor Lamp 天台地燈
-  Wall Lamp 牆燈
-  Strip Light 燈帶
-  Light Trough 燈槽
-  Town Gas Water Heater 煤氣熱水爐
-  Town Gas Meter 煤氣錶
-  Indoor Air-Conditioner 室內空調機
-  Washing Machine Connection Point (Water Outlet) 洗衣機接駁點(去水位)
-  Washing Machine Connection Point (Water Inlet) 洗衣機接駁點(來水位)
-  Door Release Sensor 開燈感應器
-  Power Bar 拖板



Mechanical & Electrical Provisions Plan 機電裝置平面圖

Tower 18 座 Roof 天台



Legend 圖例

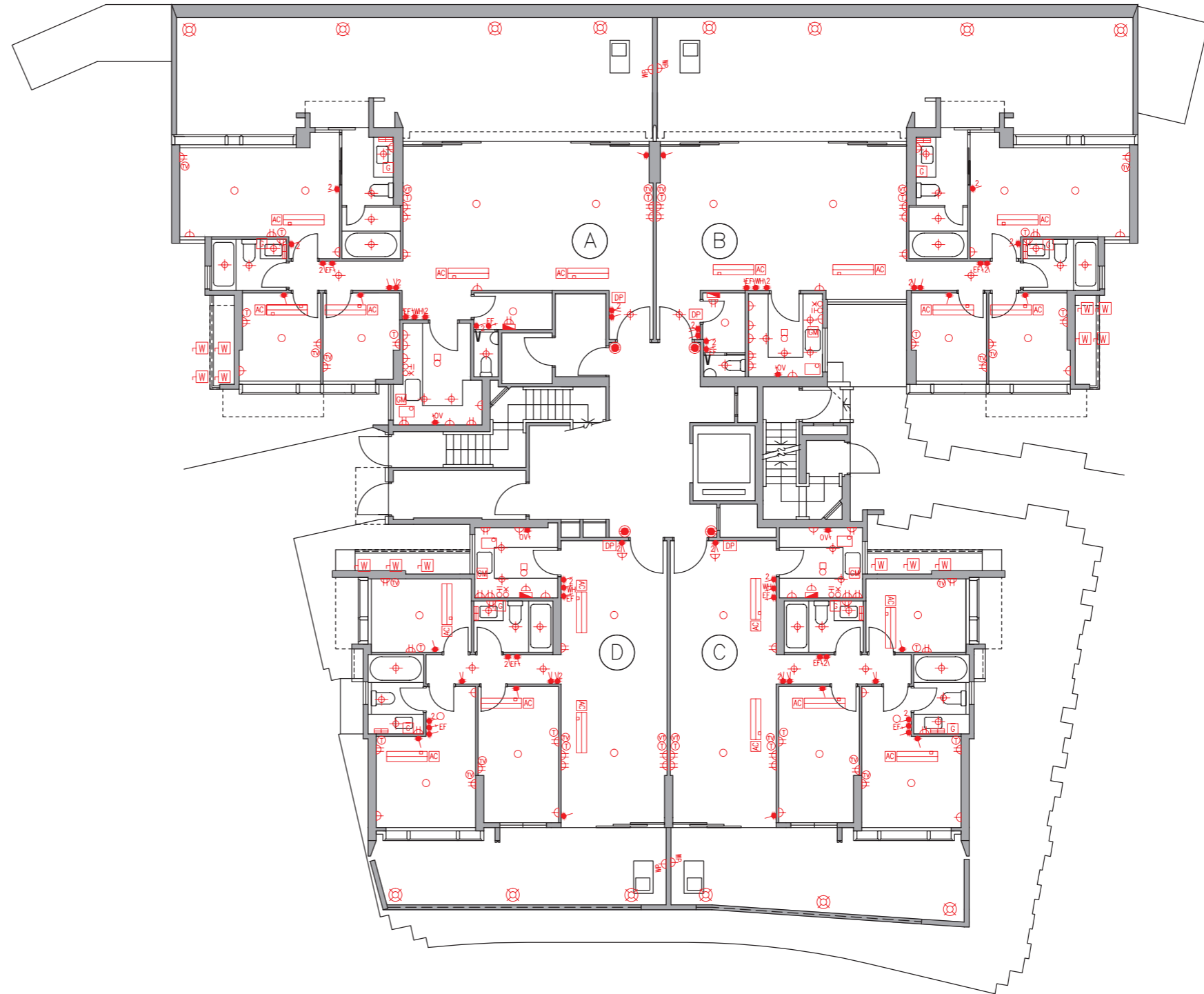
- 1-gang 1-way Lighting Switch 單位燈掣
- 2-gang 1-way Lighting Switch 雙位燈掣
- 3-gang 1-way Lighting Switch 三位燈掣
- 1-gang 2-way Lighting Switch 單位二路燈掣
- 2-gang 2-way Lighting Switch 雙位二路燈掣
- 3-gang 2-way Lighting Switch 三位二路燈掣
- 1-gang 1-way Watertight Lighting Switch 單位防水燈掣
- 1-gang 2-way Watertight Lighting Switch 單位二路防水燈掣
- Switch for Exhaust Fan 抽氣扇開關掣
- Switch for Water Heater 熱水爐開關掣
- Switch for Oven 焗爐開關掣
- Switch for Indoor Air-Conditioner 室內空調機接線位
- Isolator for Outdoor Air-Conditioner 室外空調機開關掣
- Town Gas Water Heater Remote Controller 煤氣熱水爐溫度控制掣
- 13A Single Socket Outlet 13A單位電插座
- 13A Twin Socket Outlet 13A雙位電插座
- 13A Single Floor Socket Outlet 13A藏地單位電插座
- 13A Single Watertight Socket Outlet 13A單位防水電插座
- TV/FM Outlet 電視及電台接收插座
- Telephone Outlet 電話插座
- Floor TV/FM Outlet 藏地電視及電台接收插座
- Floor Telephone Outlet 藏地電話插座
- Door Bell Push Button 門鈴按鈕
- Door Bell 門鈴
- Door Phone 對講機
- M.C.B. Board 總電掣箱
- Lamp Holder 燈位
- Downlight 天花燈
- Garden Lamp 花園燈
- Wall Mounted Lamp for Garden 花園牆身燈
- Roof Floor Lamp 天台地燈
- Wall Lamp 牆燈
- Strip Light 燈帶
- Light Trough 燈槽
- Town Gas Water Heater 煤氣熱水爐
- Town Gas Meter 煤氣錶
- Indoor Air-Conditioner 室內空調機
- Washing Machine Connection Point (Water Outlet) 洗衣機接駁點(去水位)
- Washing Machine Connection Point (Water Inlet) 洗衣機接駁點(來水位)
- Door Release Sensor 開燈感應器
- Power Bar 拖板

Mechanical & Electrical Provisions Plan 機電裝置平面圖

Tower 19 座 G/F 地下

Legend 圖例

-  1-gang 1-way Lighting Switch 單位燈掣
-  2-gang 1-way Lighting Switch 雙位燈掣
-  3-gang 1-way Lighting Switch 三位燈掣
-  1-gang 2-way Lighting Switch 單位二路燈掣
-  2-gang 2-way Lighting Switch 雙位二路燈掣
-  3-gang 2-way Lighting Switch 三位二路燈掣
-  1-gang 1-way Watertight Lighting Switch 單位防水燈掣
-  1-gang 2-way Watertight Lighting Switch 單位二路防水燈掣
-  Switch for Exhaust Fan 抽氣扇開關掣
-  Switch for Water Heater 熱水爐開關掣
-  Switch for Oven 焗爐開關掣
-  Switch for Indoor Air-Conditioner 室內空調機接線位
-  Isolator for Outdoor Air-Conditioner 室外空調機開關掣
-  Town Gas Water Heater Remote Controller 煤氣熱水爐溫度控制器
-  13A Single Socket Outlet 13A單位電插座
-  13A Twin Socket Outlet 13A雙位電插座
-  13A Single Floor Socket Outlet 13A藏地單位電插座
-  13A Single Watertight Socket Outlet 13A單位防水電插座
-  TV/FM Outlet 電視及電台接收插座
-  Telephone Outlet 電話插座
-  Floor TV/FM Outlet 藏地電視及電台接收插座
-  Floor Telephone Outlet 藏地電話插座
-  Door Bell Push Button 門鈴按鈕
-  Door Bell 門鈴
-  Door Phone 對講機
-  M.C.B. Board 總電掣箱
-  Lamp Holder 燈位
-  Downlight 天花燈
-  Garden Lamp 花園燈
-  Wall Mounted Lamp for Garden 花園牆身燈
-  Roof Floor Lamp 天台地燈
-  Wall Lamp 牆燈
-  Strip Light 燈帶
-  Light Trough 燈槽
-  Town Gas Water Heater 煤氣熱水爐
-  Town Gas Meter 煤氣錶
-  Indoor Air-Conditioner 室內空調機
-  Washing Machine Connection Point (Water Outlet) 洗衣機接駁點(去水位)
-  Washing Machine Connection Point (Water Inlet) 洗衣機接駁點(來水位)
-  Door Release Sensor 開燈感應器
-  Power Bar 拖板

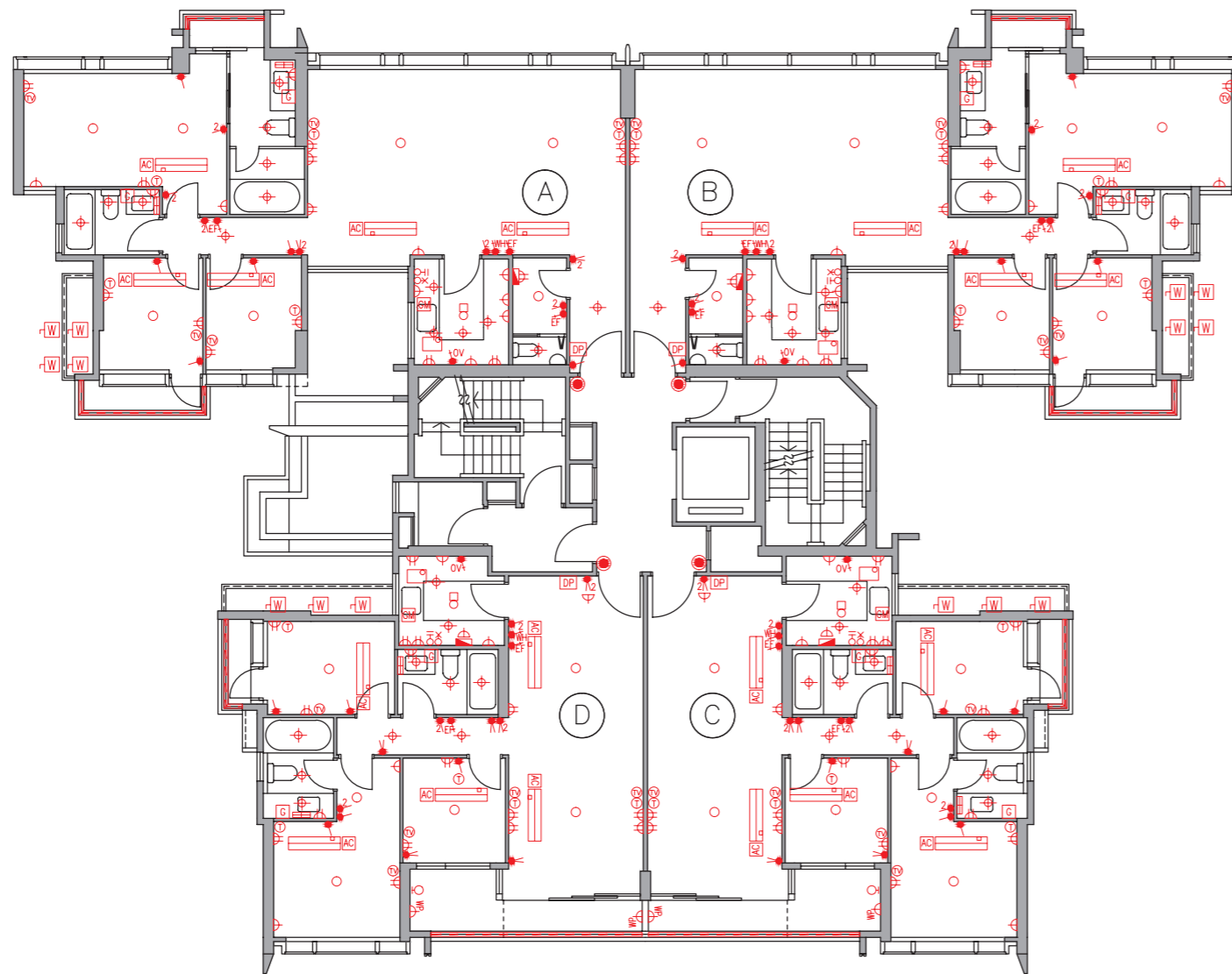


Fittings, finishes and appliances

裝置、裝修物料及設備

Mechanical & Electrical Provisions Plan 機電裝置平面圖

Tower 19 座 I/F 1樓



Legend 圖例

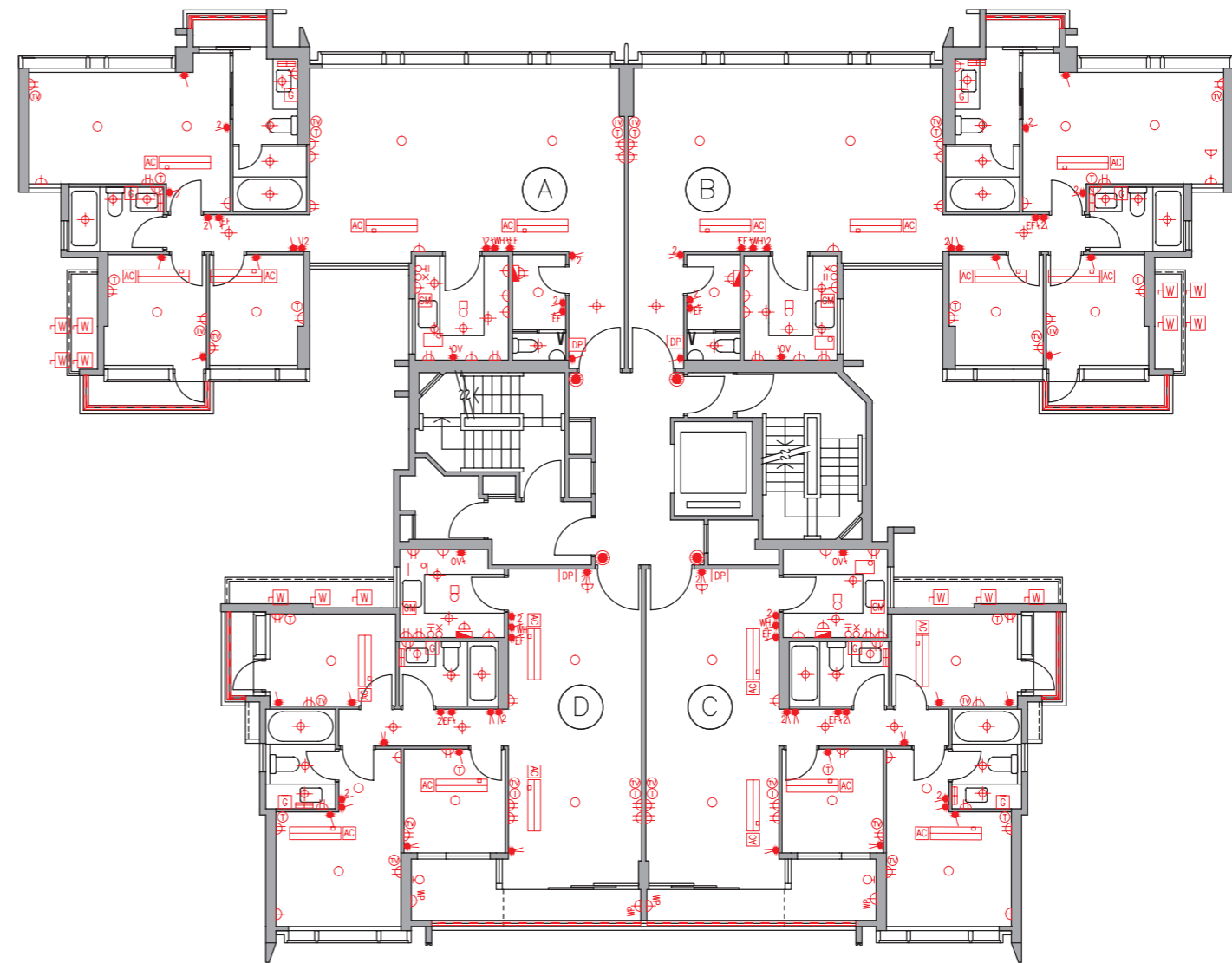
- 1-gang 1-way Lighting Switch 單位燈掣
- 2-gang 1-way Lighting Switch 雙位燈掣
- 3-gang 1-way Lighting Switch 三位燈掣
- 1-gang 2-way Lighting Switch 單位二路燈掣
- 2-gang 2-way Lighting Switch 雙位二路燈掣
- 3-gang 2-way Lighting Switch 三位二路燈掣
- 1-gang 1-way Watertight Lighting Switch 單位防水燈掣
- 1-gang 2-way Watertight Lighting Switch 單位二路防水燈掣
- Switch for Exhaust Fan 抽氣扇開關掣
- Switch for Water Heater 熱水爐開關掣
- Switch for Oven 焗爐開關掣
- Switch for Indoor Air-Conditioner 室內空調機接線位
- Isolator for Outdoor Air-Conditioner 室外空調機開關掣
- Town Gas Water Heater Remote Controller 煤氣熱水爐溫度控制掣
- 13A Single Socket Outlet 13A單位電插座
- 13A Twin Socket Outlet 13A雙位電插座
- 13A Single Floor Socket Outlet 13A藏地單位電插座
- 13A Single Watertight Socket Outlet 13A單位防水電插座
- TV/FM Outlet 電視及電台接收插座
- Telephone Outlet 電話插座
- Floor TV/FM Outlet 藏地電視及電台接收插座
- Floor Telephone Outlet 藏地電話插座
- Door Bell Push Button 門鈴按鈕
- Door Bell 門鈴
- Door Phone 對講機
- M.C.B. Board 總電掣箱
- Lamp Holder 燈位
- Downlight 天花燈
- Garden Lamp 花園燈
- Wall Mounted Lamp for Garden 花園牆身燈
- Roof Floor Lamp 天台地燈
- Wall Lamp 牆燈
- Strip Light 燈帶
- Light Trough 燈槽
- Town Gas Water Heater 煤氣熱水爐
- Town Gas Meter 煤氣錶
- Indoor Air-Conditioner 室內空調機
- Washing Machine Connection Point (Water Outlet) 洗衣機接駁點(去水位)
- Washing Machine Connection Point (Water Inlet) 洗衣機接駁點(來水位)
- Door Release Sensor 開燈感應器
- Power Bar 拖板

Mechanical & Electrical Provisions Plan 機電裝置平面圖

Tower 19 座 2/F - 5/F (4/F is omitted) 2樓-5樓(不設4樓)

Legend 圖例

-  1-gang 1-way Lighting Switch 單位燈掣
-  2-gang 1-way Lighting Switch 雙位燈掣
-  3-gang 1-way Lighting Switch 三位燈掣
-  1-gang 2-way Lighting Switch 單位二路燈掣
-  2-gang 2-way Lighting Switch 雙位二路燈掣
-  3-gang 2-way Lighting Switch 三位二路燈掣
-  1-gang 1-way Watertight Lighting Switch 單位防水燈掣
-  1-gang 2-way Watertight Lighting Switch 單位二路防水燈掣
-  Switch for Exhaust Fan 抽氣扇開關掣
-  Switch for Water Heater 熱水爐開關掣
-  Switch for Oven 焗爐開關掣
-  Switch for Indoor Air-Conditioner 室內空調機接線位
-  Isolator for Outdoor Air-Conditioner 室外空調機開關掣
-  Town Gas Water Heater Remote Controller 煤氣熱水爐溫度控制掣
-  13A Single Socket Outlet 13A單位電插座
-  13A Twin Socket Outlet 13A雙位電插座
-  13A Single Floor Socket Outlet 13A藏地單位電插座
-  13A Single Watertight Socket Outlet 13A單位防水電插座
-  TV/FM Outlet 電視及電台接收插座
-  Telephone Outlet 電話插座
-  Floor TV/FM Outlet 藏地電視及電台接收插座
-  Floor Telephone Outlet 藏地電話插座
-  Door Bell Push Button 門鈴按鈕
-  Door Bell 門鈴
-  Door Phone 對講機
-  M.C.B. Board 總電掣箱
-  Lamp Holder 燈位
-  Downlight 天花燈
-  Garden Lamp 花園燈
-  Wall Mounted Lamp for Garden 花園牆身燈
-  Roof Floor Lamp 天台地燈
-  Wall Lamp 牆燈
-  Strip Light 燈帶
-  Light Trough 燈槽
-  Town Gas Water Heater 煤氣熱水爐
-  Town Gas Meter 煤氣錶
-  Indoor Air-Conditioner 室內空調機
-  Washing Machine Connection Point (Water Outlet) 洗衣機接駁點(去水位)
-  Washing Machine Connection Point (Water Inlet) 洗衣機接駁點(來水位)
-  Door Release Sensor 開燈感應器
-  Power Bar 拖板

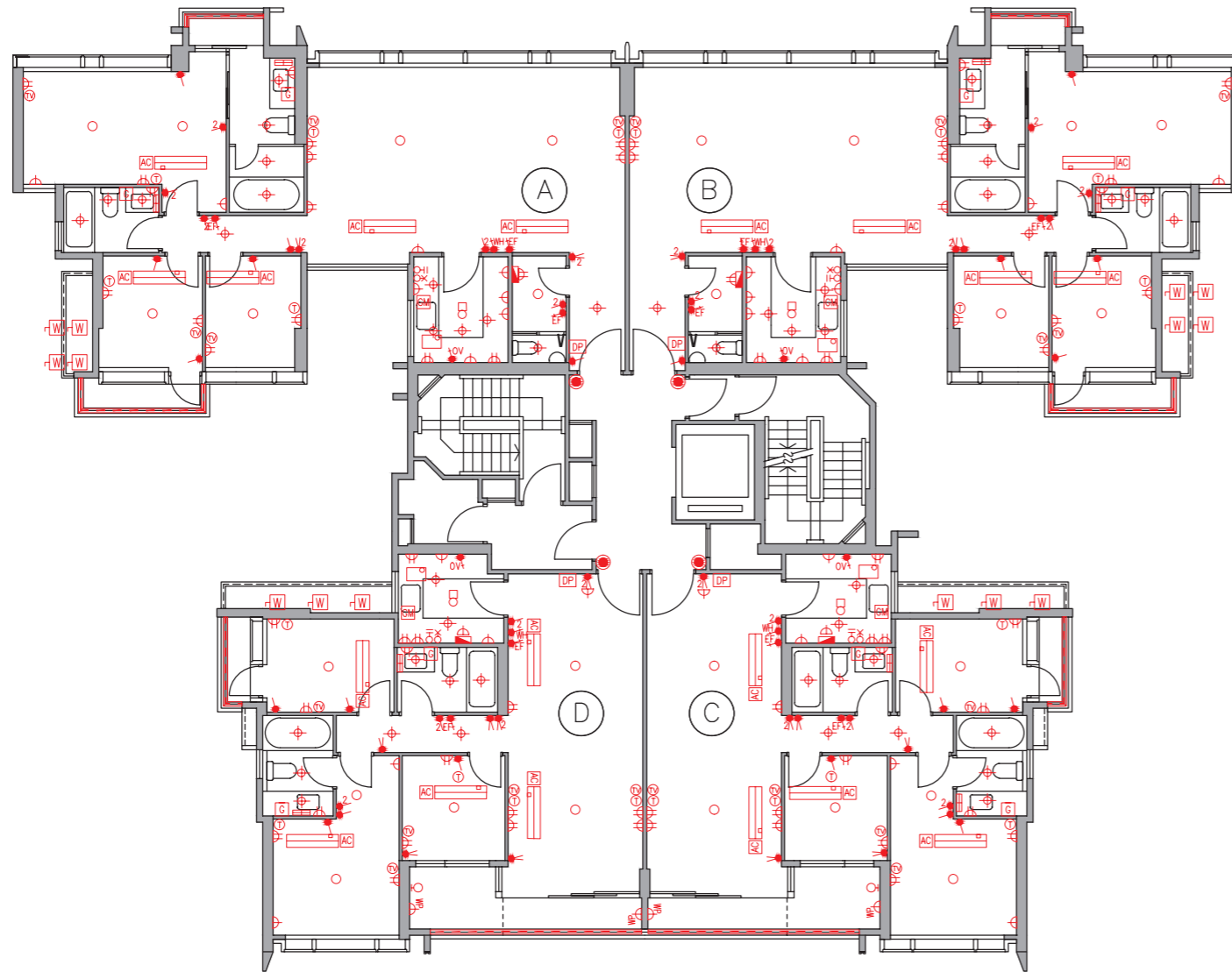


Fittings, finishes and appliances










































裝置、裝修物料及設備

Mechanical & Electrical Provisions Plan 機電裝置平面圖

Tower 19 座 6/F 6樓



Legend 圖例

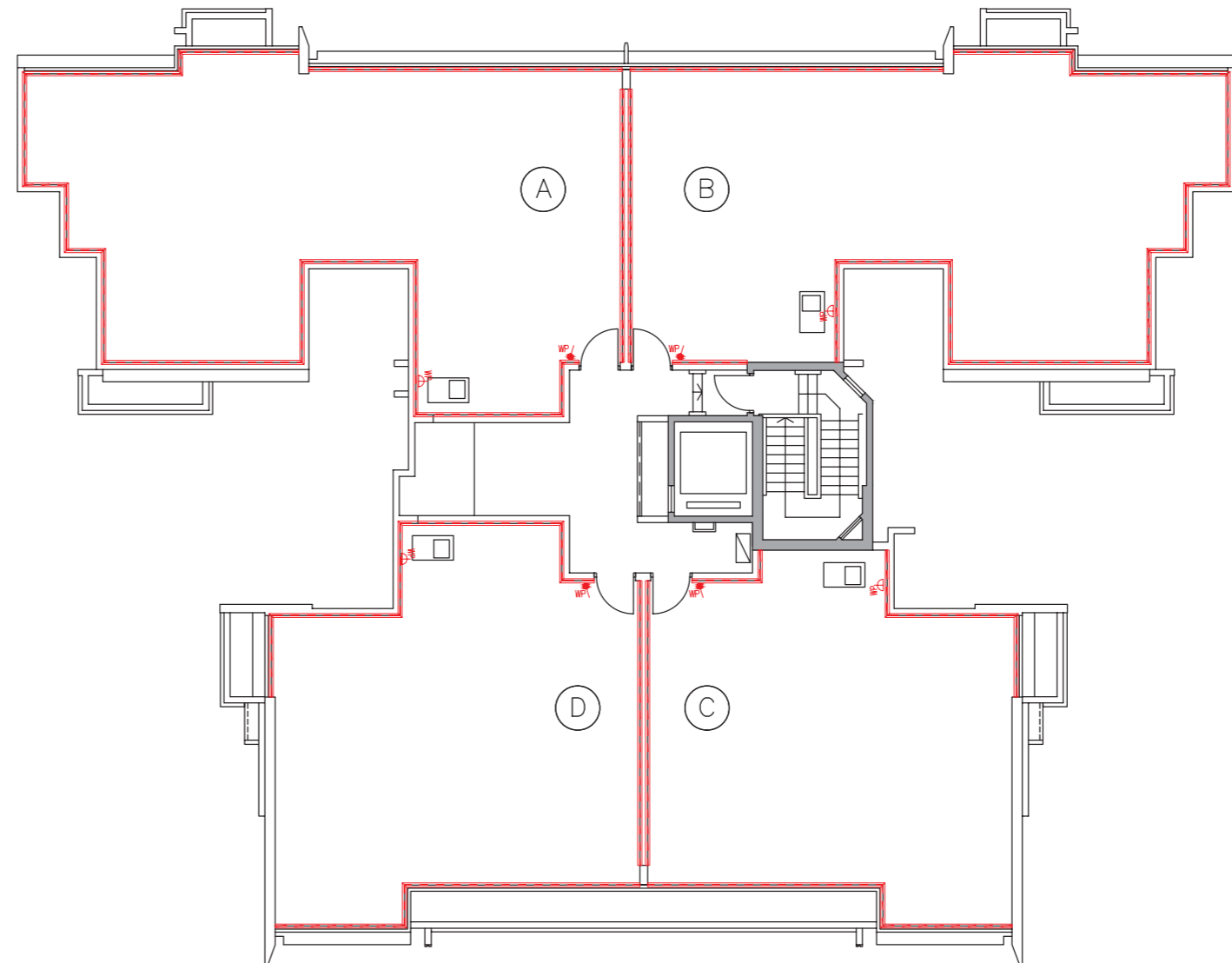
-  1-gang 1-way Lighting Switch 單位燈掣
-  2-gang 1-way Lighting Switch 雙位燈掣
-  3-gang 1-way Lighting Switch 三位燈掣
-  1-gang 2-way Lighting Switch 單位二路燈掣
-  2-gang 2-way Lighting Switch 雙位二路燈掣
-  3-gang 2-way Lighting Switch 三位二路燈掣
-  1-gang 1-way Watertight Lighting Switch 單位防水燈掣
-  1-gang 2-way Watertight Lighting Switch 單位二路防水燈掣
-  Switch for Exhaust Fan 抽氣扇開關掣
-  Switch for Water Heater 熱水爐開關掣
-  Switch for Oven 焗爐開關掣
-  Switch for Indoor Air-Conditioner 室內空調機接線位
-  Isolator for Outdoor Air-Conditioner 室外空調機開關掣
-  Town Gas Water Heater Remote Controller 煤氣熱水爐溫度控制掣
-  13A Single Socket Outlet 13A單位電插座
-  13A Twin Socket Outlet 13A雙位電插座
-  13A Single Floor Socket Outlet 13A藏地單位電插座
-  13A Single Watertight Socket Outlet 13A單位防水電插座
-  TV/FM Outlet 電視及電台接收插座
-  Telephone Outlet 電話插座
-  Floor TV/FM Outlet 藏地電視及電台接收插座
-  Floor Telephone Outlet 藏地電話插座
-  Door Bell Push Button 門鈴按鈕
-  Door Bell 門鈴
-  Door Phone 對講機
-  M.C.B. Board 總電掣箱
-  Lamp Holder 燈位
-  Downlight 天花燈
-  Garden Lamp 花園燈
-  Wall Mounted Lamp for Garden 花園牆身燈
-  Roof Floor Lamp 天台地燈
-  Wall Lamp 牆燈
-  Strip Light 燈帶
-  Light Trough 燈槽
-  Town Gas Water Heater 煤氣熱水爐
-  Town Gas Meter 煤氣錶
-  Indoor Air-Conditioner 室內空調機
-  Washing Machine Connection Point (Water Outlet) 洗衣機接駁點(去水位)
-  Washing Machine Connection Point (Water Inlet) 洗衣機接駁點(來水位)
-  Door Release Sensor 開燈感應器
-  Power Bar 拖板

Mechanical & Electrical Provisions Plan 機電裝置平面圖

Tower 19 座 Roof 天台

Legend 圖例

-  1-gang 1-way Lighting Switch 單位燈掣
-  2-gang 1-way Lighting Switch 雙位燈掣
-  3-gang 1-way Lighting Switch 三位燈掣
-  1-gang 2-way Lighting Switch 單位二路燈掣
-  2-gang 2-way Lighting Switch 雙位二路燈掣
-  3-gang 2-way Lighting Switch 三位二路燈掣
-  1-gang 1-way Watertight Lighting Switch 單位防水燈掣
-  1-gang 2-way Watertight Lighting Switch 單位二路防水燈掣
-  Switch for Exhaust Fan 抽氣扇開關掣
-  Switch for Water Heater 熱水爐開關掣
-  Switch for Oven 焗爐開關掣
-  Switch for Indoor Air-Conditioner 室內空調機接線位
-  Isolator for Outdoor Air-Conditioner 室外空調機開關掣
-  Town Gas Water Heater Remote Controller 煤氣熱水爐溫度控制器
-  13A Single Socket Outlet 13A單位電插座
-  13A Twin Socket Outlet 13A雙位電插座
-  13A Single Floor Socket Outlet 13A藏地單位電插座
-  13A Single Watertight Socket Outlet 13A單位防水電插座
-  TV/FM Outlet 電視及電台接收插座
-  Telephone Outlet 電話插座
-  Floor TV/FM Outlet 藏地電視及電台接收插座
-  Floor Telephone Outlet 藏地電話插座
-  Door Bell Push Button 門鈴按鈕
-  Door Bell 門鈴
-  Door Phone 對講機
-  M.C.B. Board 總電掣箱
-  Lamp Holder 燈位
-  Downlight 天花燈
-  Garden Lamp 花園燈
-  Wall Mounted Lamp for Garden 花園牆身燈
-  Roof Floor Lamp 天台地燈
-  Wall Lamp 牆燈
-  Strip Light 燈帶
-  Light Trough 燈槽
-  Town Gas Water Heater 煤氣熱水爐
-  Town Gas Meter 煤氣錶
-  Indoor Air-Conditioner 室內空調機
-  Washing Machine Connection Point (Water Outlet) 洗衣機接駁點(去水位)
-  Washing Machine Connection Point (Water Inlet) 洗衣機接駁點(來水位)
-  Door Release Sensor 開燈感應器
-  Power Bar 拖板

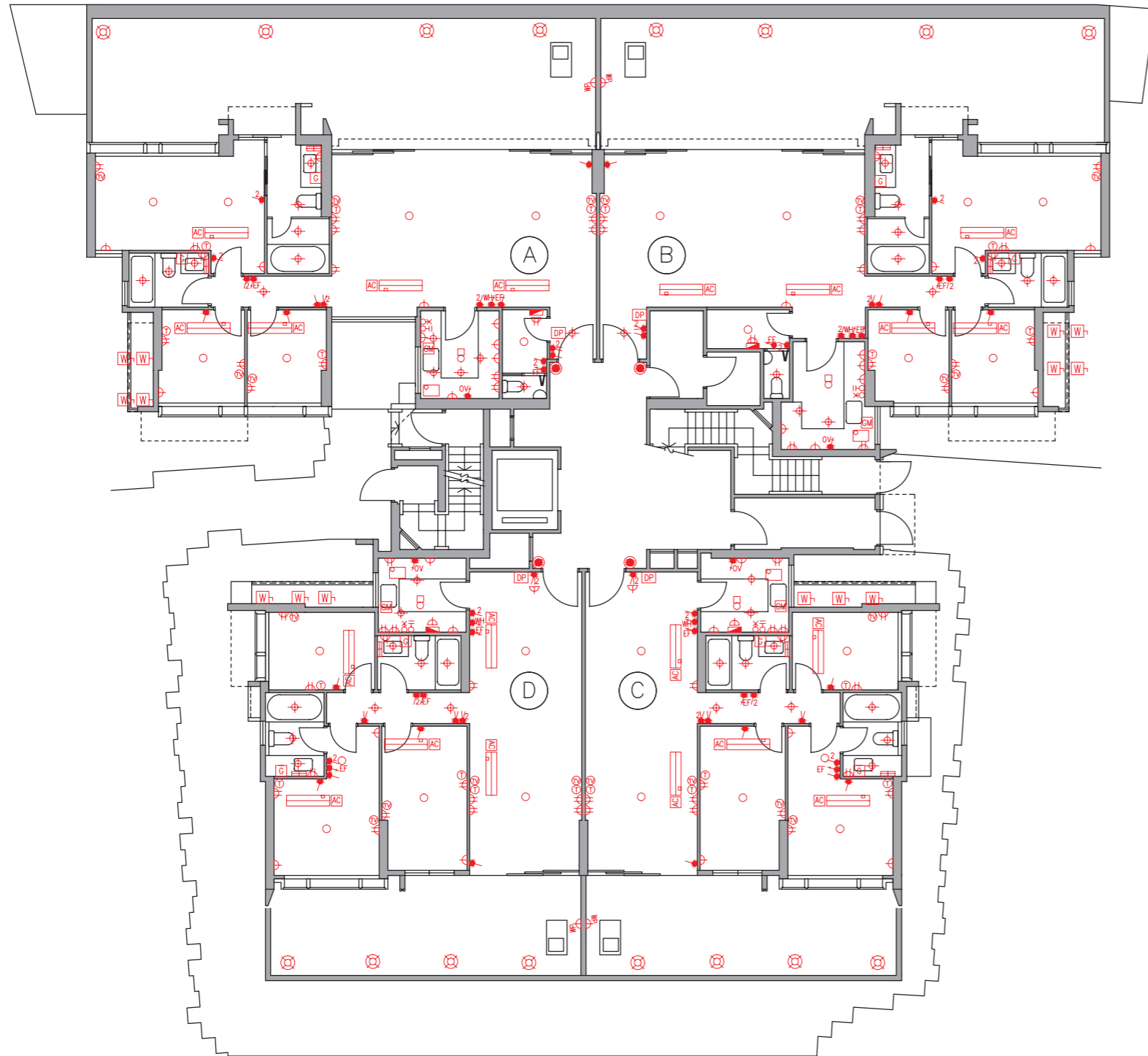


Fittings, finishes and appliances










































裝置、裝修物料及設備

Mechanical & Electrical Provisions Plan 機電裝置平面圖

Tower 20 座 G/F 地下



Legend 圖例

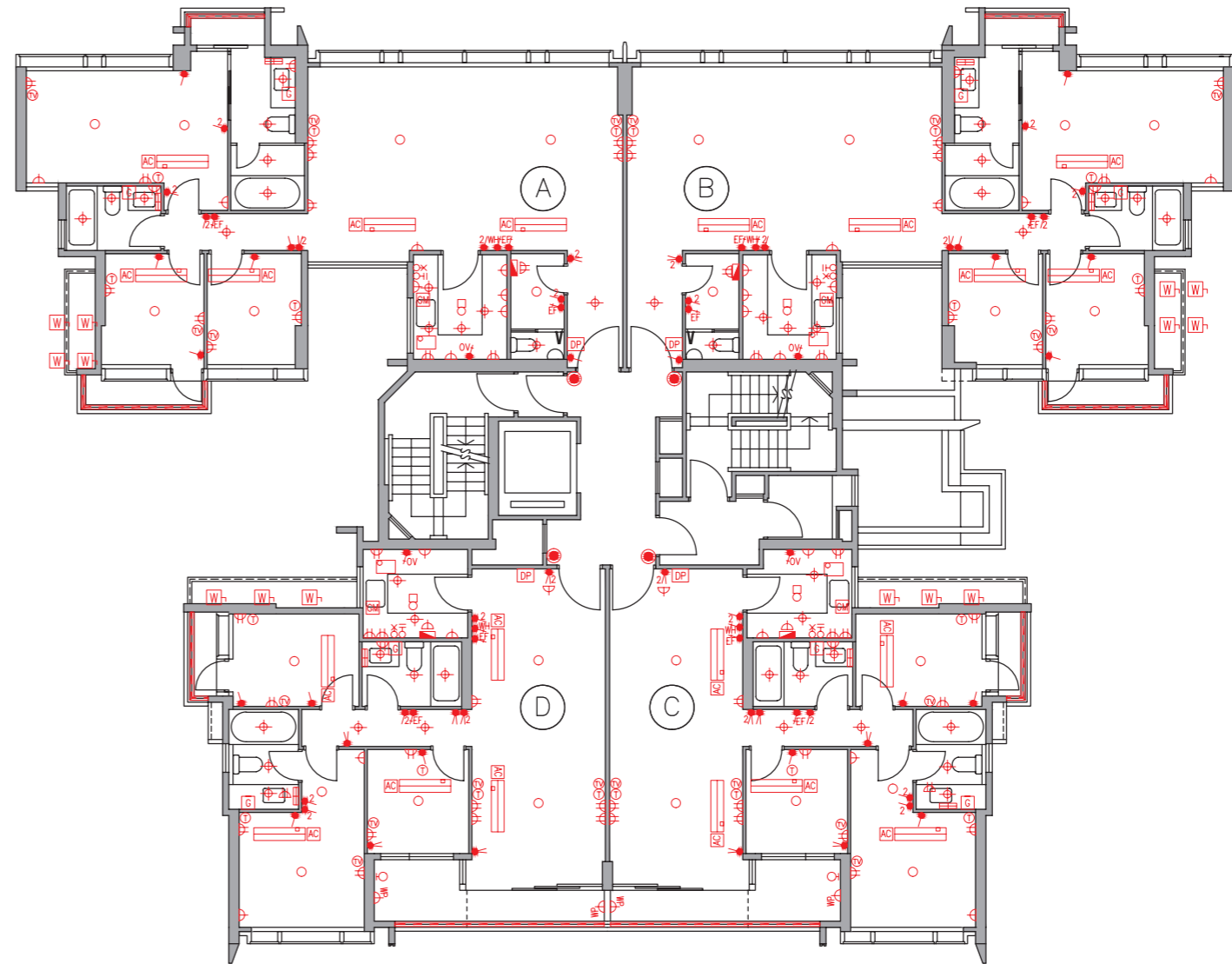
-  1-gang 1-way Lighting Switch 單位燈掣
-  2-gang 1-way Lighting Switch 雙位燈掣
-  3-gang 1-way Lighting Switch 三位燈掣
-  1-gang 2-way Lighting Switch 單位二路燈掣
-  2-gang 2-way Lighting Switch 雙位二路燈掣
-  3-gang 2-way Lighting Switch 三位二路燈掣
-  1-gang 1-way Watertight Lighting Switch 單位防水燈掣
-  1-gang 2-way Watertight Lighting Switch 單位二路防水燈掣
-  Switch for Exhaust Fan 抽氣扇開關掣
-  Switch for Water Heater 熱水爐開關掣
-  Switch for Oven 焗爐開關掣
-  Switch for Indoor Air-Conditioner 室內空調機接線位
-  Isolator for Outdoor Air-Conditioner 室外空調機開關掣
-  Town Gas Water Heater Remote Controller 煤氣熱水爐溫度控制掣
-  13A Single Socket Outlet 13A單位電插座
-  13A Twin Socket Outlet 13A雙位電插座
-  13A Single Floor Socket Outlet 13A藏地單位電插座
-  13A Single Watertight Socket Outlet 13A單位防水電插座
-  TV/FM Outlet 電視及電台接收插座
-  Telephone Outlet 電話插座
-  Floor TV/FM Outlet 藏地電視及電台接收插座
-  Floor Telephone Outlet 藏地電話插座
-  Door Bell Push Button 門鈴按鈕
-  Door Bell 門鈴
-  Door Phone 對講機
-  M.C.B. Board 總電掣箱
-  Lamp Holder 燈位
-  Downlight 天花燈
-  Garden Lamp 花園燈
-  Wall Mounted Lamp for Garden 花園牆身燈
-  Roof Floor Lamp 天台地燈
-  Wall Lamp 牆燈
-  Strip Light 燈帶
-  Light Trough 燈槽
-  Town Gas Water Heater 煤氣熱水爐
-  Town Gas Meter 煤氣錶
-  Indoor Air-Conditioner 室內空調機
-  Washing Machine Connection Point (Water Outlet) 洗衣機接駁點(去水位)
-  Washing Machine Connection Point (Water Inlet) 洗衣機接駁點(來水位)
-  Door Release Sensor 開燈感應器
-  Power Bar 拖板

Mechanical & Electrical Provisions Plan 機電裝置平面圖

Tower 20 座 I/F 1樓

Legend 圖例

-  1-gang 1-way Lighting Switch 單位燈掣
-  2-gang 1-way Lighting Switch 雙位燈掣
-  3-gang 1-way Lighting Switch 三位燈掣
-  1-gang 2-way Lighting Switch 單位二路燈掣
-  2-gang 2-way Lighting Switch 雙位二路燈掣
-  3-gang 2-way Lighting Switch 三位二路燈掣
-  1-gang 1-way Watertight Lighting Switch 單位防水燈掣
-  1-gang 2-way Watertight Lighting Switch 單位二路防水燈掣
-  Switch for Exhaust Fan 抽氣扇開關掣
-  Switch for Water Heater 熱水爐開關掣
-  Switch for Oven 焗爐開關掣
-  Switch for Indoor Air-Conditioner 室內空調機接線位
-  Isolator for Outdoor Air-Conditioner 室外空調機開關掣
-  Town Gas Water Heater Remote Controller 煤氣熱水爐溫度控制器
-  13A Single Socket Outlet 13A單位電插座
-  13A Twin Socket Outlet 13A雙位電插座
-  13A Single Floor Socket Outlet 13A藏地單位電插座
-  13A Single Watertight Socket Outlet 13A單位防水電插座
-  TV/FM Outlet 電視及電台接收插座
-  Telephone Outlet 電話插座
-  Floor TV/FM Outlet 藏地電視及電台接收插座
-  Floor Telephone Outlet 藏地電話插座
-  Door Bell Push Button 門鈴按鈕
-  Door Bell 門鈴
-  Door Phone 對講機
-  M.C.B. Board 總電掣箱
-  Lamp Holder 燈位
-  Downlight 天花燈
-  Garden Lamp 花園燈
-  Wall Mounted Lamp for Garden 花園牆身燈
-  Roof Floor Lamp 天台地燈
-  Wall Lamp 牆燈
-  Strip Light 燈帶
-  Light Trough 燈槽
-  Town Gas Water Heater 煤氣熱水爐
-  Town Gas Meter 煤氣錶
-  Indoor Air-Conditioner 室內空調機
-  Washing Machine Connection Point (Water Outlet) 洗衣機接駁點(去水位)
-  Washing Machine Connection Point (Water Inlet) 洗衣機接駁點(來水位)
-  Door Release Sensor 開燈感應器
-  Power Bar 拖板

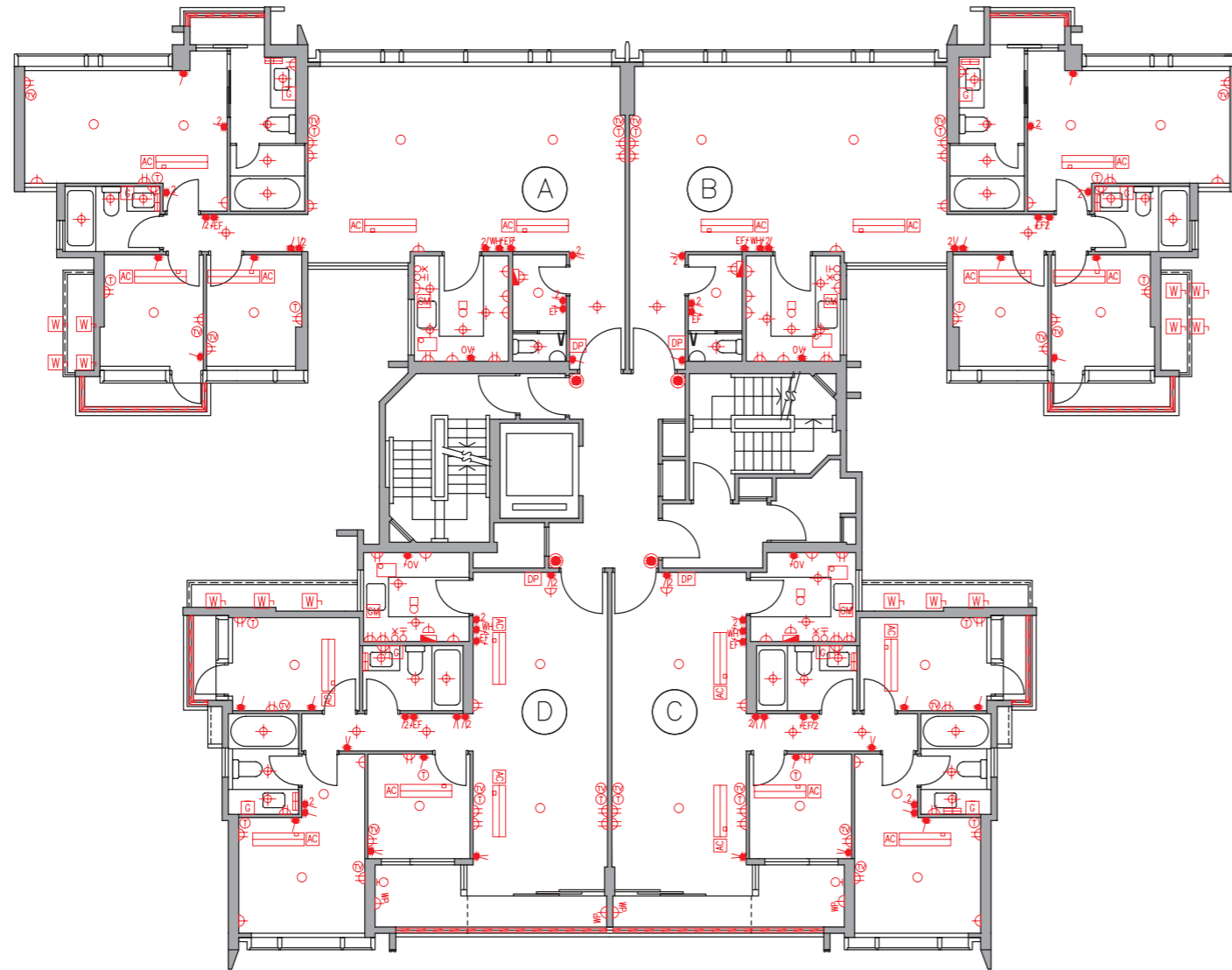


Fittings, finishes and appliances










































裝置、裝修物料及設備

Mechanical & Electrical Provisions Plan 機電裝置平面圖

Tower 20 座 2/F - 5/F (4/F is omitted) 2樓-5樓(不設4樓)



Legend 圖例

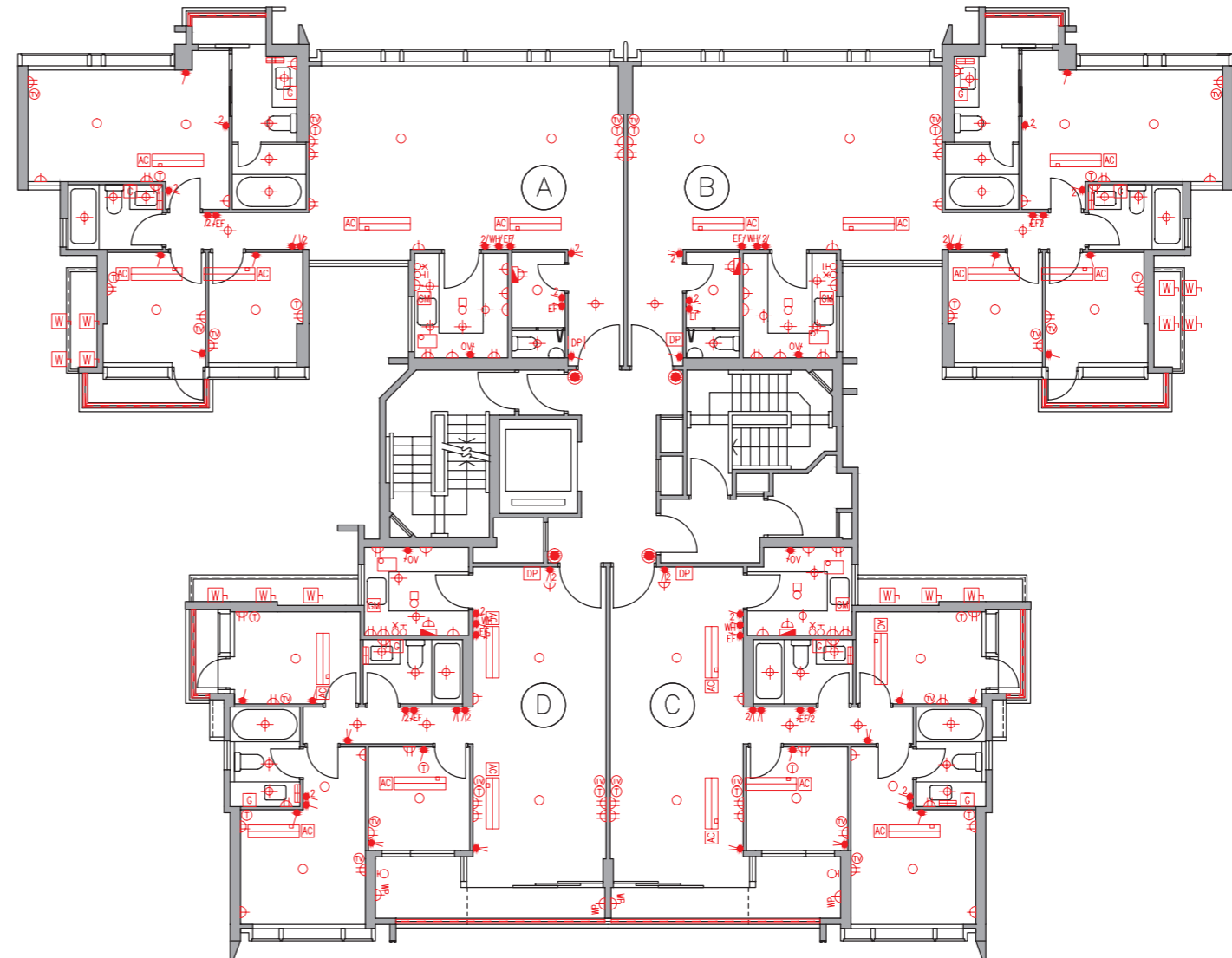
-  1-gang 1-way Lighting Switch 單位燈掣
-  2-gang 1-way Lighting Switch 雙位燈掣
-  3-gang 1-way Lighting Switch 三位燈掣
-  1-gang 2-way Lighting Switch 單位二路燈掣
-  2-gang 2-way Lighting Switch 雙位二路燈掣
-  3-gang 2-way Lighting Switch 三位二路燈掣
-  1-gang 1-way Watertight Lighting Switch 單位防水燈掣
-  1-gang 2-way Watertight Lighting Switch 單位二路防水燈掣
-  Switch for Exhaust Fan 抽氣扇開關掣
-  Switch for Water Heater 熱水爐開關掣
-  Switch for Oven 焗爐開關掣
-  Switch for Indoor Air-Conditioner 室內空調機接線位
-  Isolator for Outdoor Air-Conditioner 室外空調機開關掣
-  Town Gas Water Heater Remote Controller 煤氣熱水爐溫度控制掣
-  13A Single Socket Outlet 13A單位電插座
-  13A Twin Socket Outlet 13A雙位電插座
-  13A Single Floor Socket Outlet 13A藏地單位電插座
-  13A Single Watertight Socket Outlet 13A單位防水電插座
-  TV/FM Outlet 電視及電台接收插座
-  Telephone Outlet 電話插座
-  Floor TV/FM Outlet 藏地電視及電台接收插座
-  Floor Telephone Outlet 藏地電話插座
-  Door Bell Push Button 門鈴按鈕
-  Door Bell 門鈴
-  Door Phone 對講機
-  M.C.B. Board 總電掣箱
-  Lamp Holder 燈位
-  Downlight 天花燈
-  Garden Lamp 花園燈
-  Wall Mounted Lamp for Garden 花園牆身燈
-  Roof Floor Lamp 天台地燈
-  Wall Lamp 牆燈
-  Strip Light 燈帶
-  Light Trough 燈槽
-  Town Gas Water Heater 煤氣熱水爐
-  Town Gas Meter 煤氣錶
-  Indoor Air-Conditioner 室內空調機
-  Washing Machine Connection Point (Water Outlet) 洗衣機接駁點(去水位)
-  Washing Machine Connection Point (Water Inlet) 洗衣機接駁點(來水位)
-  Door Release Sensor 開燈感應器
-  Power Bar 拖板

Mechanical & Electrical Provisions Plan 機電裝置平面圖

Tower 20 座 6/F 6樓

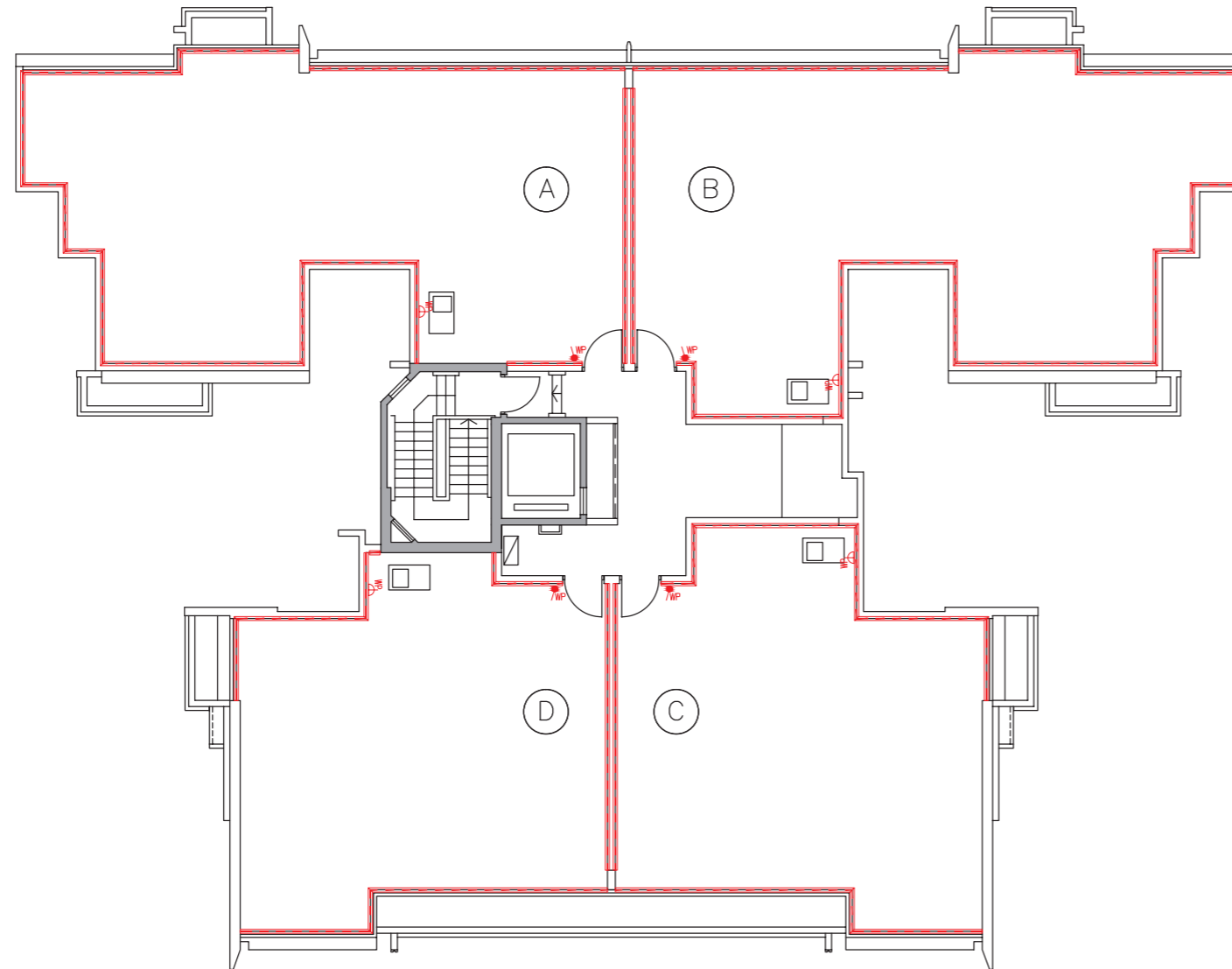
Legend 圖例

-  1-gang 1-way Lighting Switch 單位燈掣
-  2-gang 1-way Lighting Switch 雙位燈掣
-  3-gang 1-way Lighting Switch 三位燈掣
-  1-gang 2-way Lighting Switch 單位二路燈掣
-  2-gang 2-way Lighting Switch 雙位二路燈掣
-  3-gang 2-way Lighting Switch 三位二路燈掣
-  1-gang 1-way Watertight Lighting Switch 單位防水燈掣
-  1-gang 2-way Watertight Lighting Switch 單位二路防水燈掣
-  Switch for Exhaust Fan 抽氣扇開關掣
-  Switch for Water Heater 熱水爐開關掣
-  Switch for Oven 焗爐開關掣
-  Switch for Indoor Air-Conditioner 室內空調機接線位
-  Isolator for Outdoor Air-Conditioner 室外空調機開關掣
-  Town Gas Water Heater Remote Controller 煤氣熱水爐溫度控制器
-  13A Single Socket Outlet 13A單位電插座
-  13A Twin Socket Outlet 13A雙位電插座
-  13A Single Floor Socket Outlet 13A藏地單位電插座
-  13A Single Watertight Socket Outlet 13A單位防水電插座
-  TV/FM Outlet 電視及電台接收插座
-  Telephone Outlet 電話插座
-  Floor TV/FM Outlet 藏地電視及電台接收插座
-  Floor Telephone Outlet 藏地電話插座
-  Door Bell Push Button 門鈴按鈕
-  Door Bell 門鈴
-  Door Phone 對講機
-  M.C.B. Board 總電掣箱
-  Lamp Holder 燈位
-  Downlight 天花燈
-  Garden Lamp 花園燈
-  Wall Mounted Lamp for Garden 花園牆身燈
-  Roof Floor Lamp 天台地燈
-  Wall Lamp 牆燈
-  Strip Light 燈帶
-  Light Trough 燈槽
-  Town Gas Water Heater 煤氣熱水爐
-  Town Gas Meter 煤氣錶
-  Indoor Air-Conditioner 室內空調機
-  Washing Machine Connection Point (Water Outlet) 洗衣機接駁點(去水位)
-  Washing Machine Connection Point (Water Inlet) 洗衣機接駁點(來水位)
-  Door Release Sensor 開燈感應器
-  Power Bar 拖板



Mechanical & Electrical Provisions Plan 機電裝置平面圖

Tower 20 座 Roof 天台



Legend 圖例

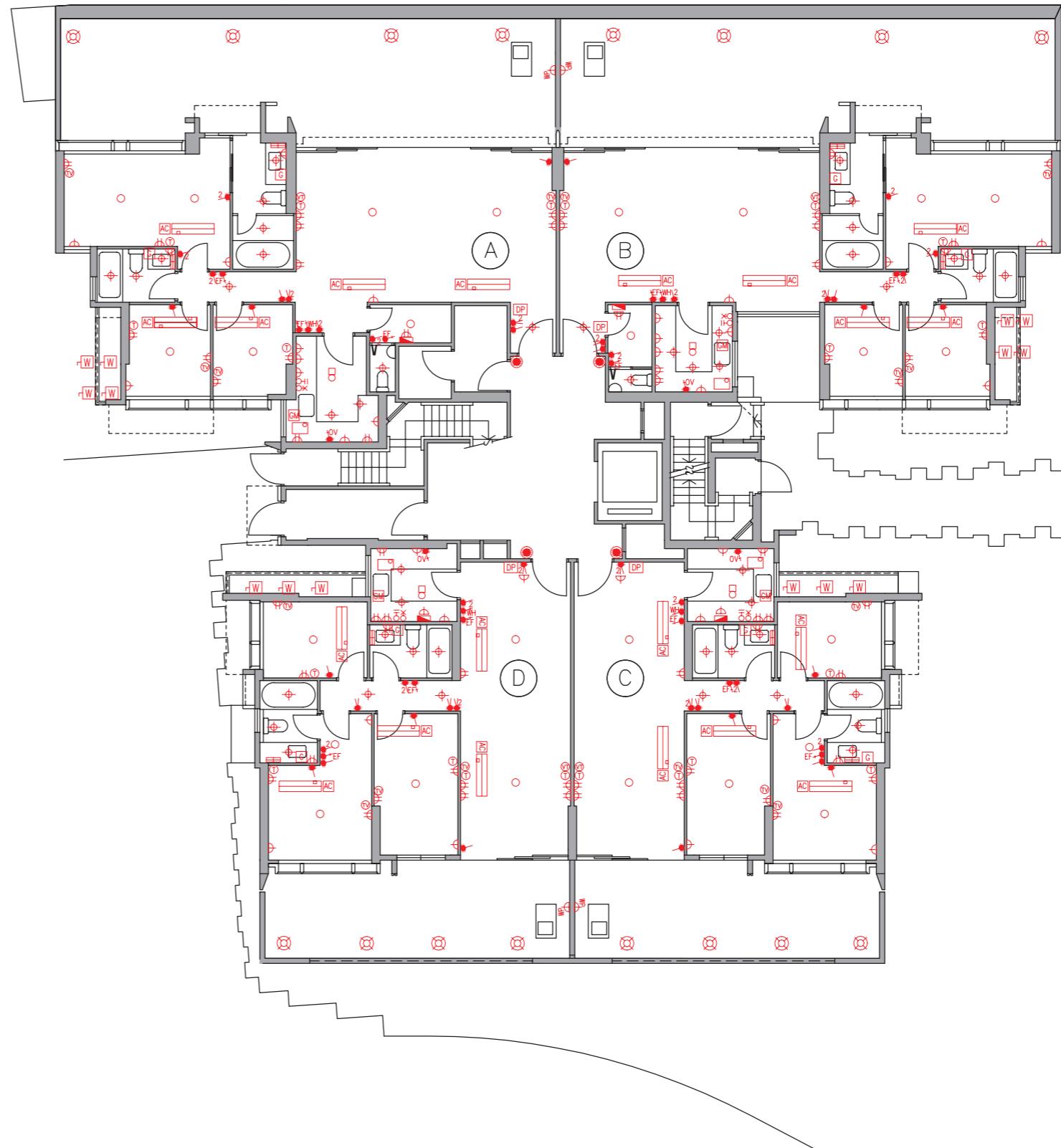
- 1-gang 1-way Lighting Switch 單位燈掣
- 2-gang 1-way Lighting Switch 雙位燈掣
- 3-gang 1-way Lighting Switch 三位燈掣
- 1-gang 2-way Lighting Switch 單位二路燈掣
- 2-gang 2-way Lighting Switch 雙位二路燈掣
- 3-gang 2-way Lighting Switch 三位二路燈掣
- 1-gang 1-way Watertight Lighting Switch 單位防水燈掣
- 1-gang 2-way Watertight Lighting Switch 單位二路防水燈掣
- Switch for Exhaust Fan 抽氣扇開關掣
- Switch for Water Heater 熱水爐開關掣
- Switch for Oven 焗爐開關掣
- Switch for Indoor Air-Conditioner 室內空調機接線位
- Isolator for Outdoor Air-Conditioner 室外空調機開關掣
- Town Gas Water Heater Remote Controller 煤氣熱水爐溫度控制掣
- 13A Single Socket Outlet 13A單位電插座
- 13A Twin Socket Outlet 13A雙位電插座
- 13A Single Floor Socket Outlet 13A藏地單位電插座
- 13A Single Watertight Socket Outlet 13A單位防水電插座
- TV/FM Outlet 電視及電台接收插座
- Telephone Outlet 電話插座
- Floor TV/FM Outlet 藏地電視及電台接收插座
- Floor Telephone Outlet 藏地電話插座
- Door Bell Push Button 門鈴按鈕
- Door Bell 門鈴
- Door Phone 對講機
- M.C.B. Board 總電掣箱
- Lamp Holder 燈位
- Downlight 天花燈
- Garden Lamp 花園燈
- Wall Mounted Lamp for Garden 花園牆身燈
- Roof Floor Lamp 天台地燈
- Wall Lamp 牆燈
- Strip Light 燈帶
- Light Trough 燈槽
- Town Gas Water Heater 煤氣熱水爐
- Town Gas Meter 煤氣錶
- Indoor Air-Conditioner 室內空調機
- Washing Machine Connection Point (Water Outlet) 洗衣機接駁點(去水位)
- Washing Machine Connection Point (Water Inlet) 洗衣機接駁點(來水位)
- Door Release Sensor 開燈感應器
- Power Bar 拖板

Mechanical & Electrical Provisions Plan 機電裝置平面圖

Tower 21 座 G/F 地下

Legend 圖例

-  1-gang 1-way Lighting Switch 單位燈掣
-  2-gang 1-way Lighting Switch 雙位燈掣
-  3-gang 1-way Lighting Switch 三位燈掣
-  1-gang 2-way Lighting Switch 單位二路燈掣
-  2-gang 2-way Lighting Switch 雙位二路燈掣
-  3-gang 2-way Lighting Switch 三位二路燈掣
-  1-gang 1-way Watertight Lighting Switch 單位防水燈掣
-  1-gang 2-way Watertight Lighting Switch 單位二路防水燈掣
-  Switch for Exhaust Fan 抽氣扇開關掣
-  Switch for Water Heater 熱水爐開關掣
-  Switch for Oven 焗爐開關掣
-  Switch for Indoor Air-Conditioner 室內空調機接線位
-  Isolator for Outdoor Air-Conditioner 室外空調機開關掣
-  Town Gas Water Heater Remote Controller 煤氣熱水爐溫度控制掣
-  13A Single Socket Outlet 13A單位電插座
-  13A Twin Socket Outlet 13A雙位電插座
-  13A Single Floor Socket Outlet 13A藏地單位電插座
-  13A Single Watertight Socket Outlet 13A單位防水電插座
-  TV/FM Outlet 電視及電台接收插座
-  Telephone Outlet 電話插座
-  Floor TV/FM Outlet 藏地電視及電台接收插座
-  Floor Telephone Outlet 藏地電話插座
-  Door Bell Push Button 門鈴按鈕
-  Door Bell 門鈴
-  Door Phone 對講機
-  M.C.B. Board 總電掣箱
-  Lamp Holder 燈位
-  Downlight 天花燈
-  Garden Lamp 花園燈
-  Wall Mounted Lamp for Garden 花園牆身燈
-  Roof Floor Lamp 天台地燈
-  Wall Lamp 牆燈
-  Strip Light 燈帶
-  Light Trough 燈槽
-  Town Gas Water Heater 煤氣熱水爐
-  Town Gas Meter 煤氣錶
-  Indoor Air-Conditioner 室內空調機
-  Washing Machine Connection Point (Water Outlet) 洗衣機接駁點(去水位)
-  Washing Machine Connection Point (Water Inlet) 洗衣機接駁點(來水位)
-  Door Release Sensor 開燈感應器
-  Power Bar 拖板

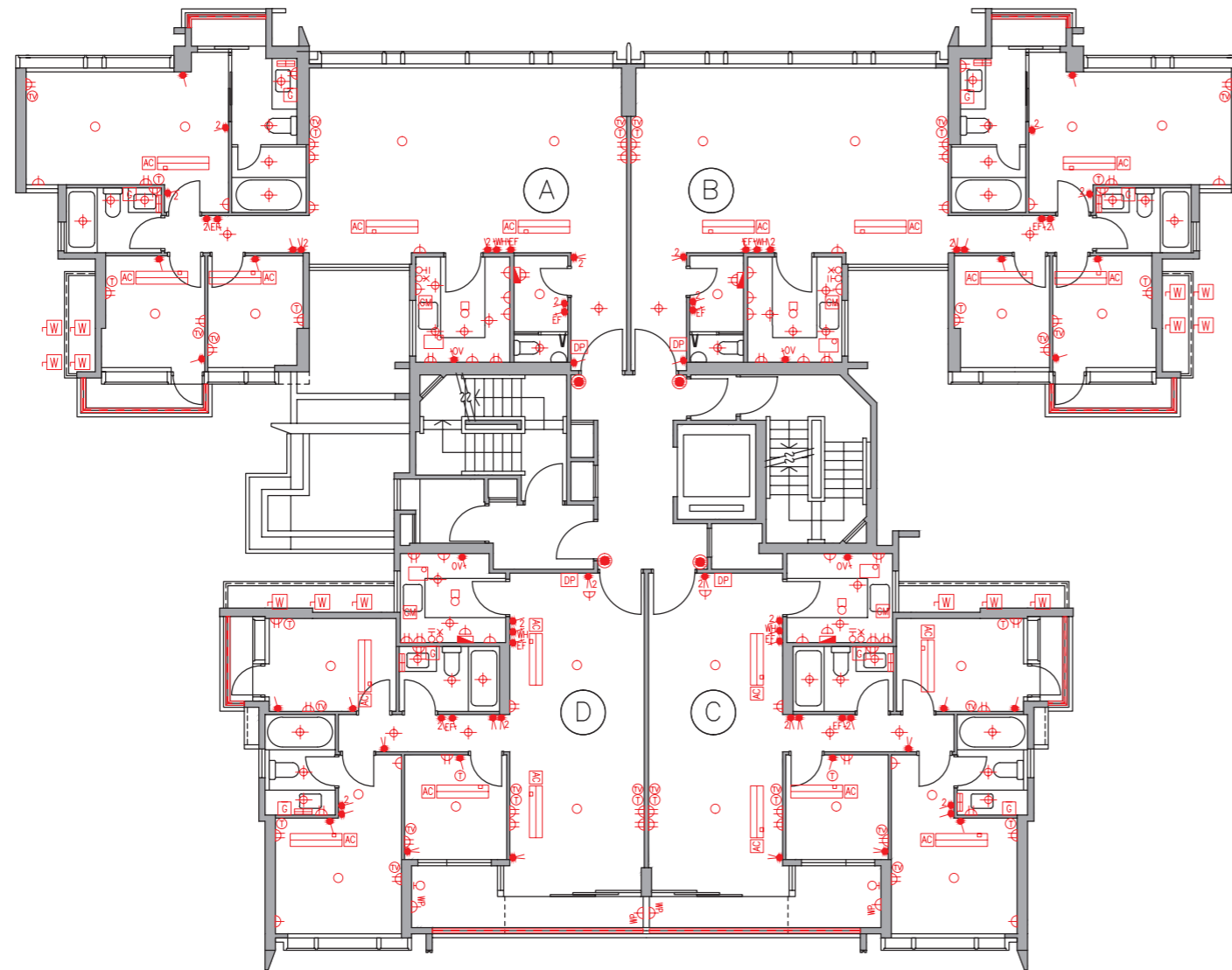


Fittings, finishes and appliances

裝置、裝修物料及設備

Mechanical & Electrical Provisions Plan 機電裝置平面圖

Tower 21 座 I/F 1樓



Legend 圖例

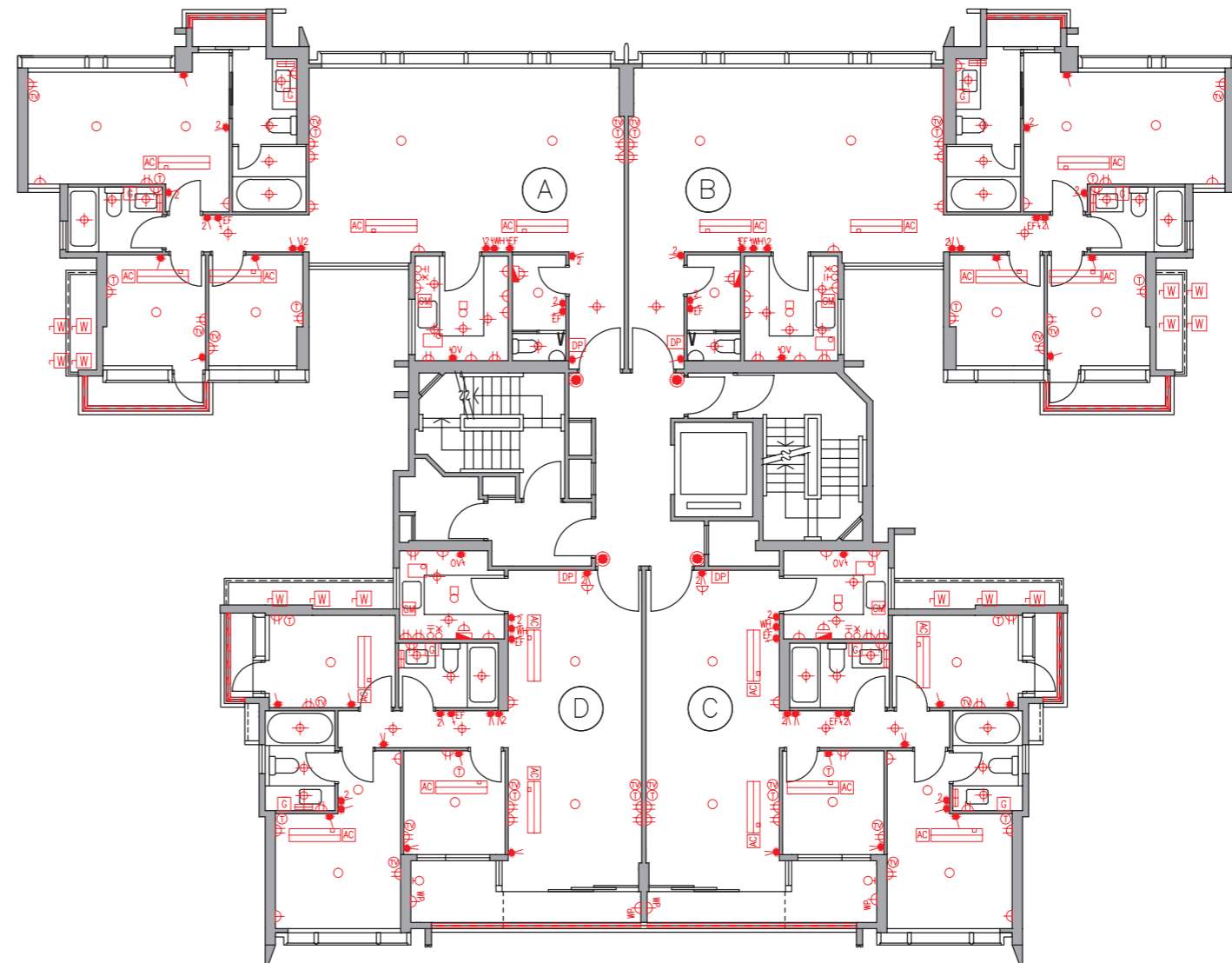
- 1-gang 1-way Lighting Switch 單位燈掣
- 2-gang 1-way Lighting Switch 雙位燈掣
- 3-gang 1-way Lighting Switch 三位燈掣
- 1-gang 2-way Lighting Switch 單位二路燈掣
- 2-gang 2-way Lighting Switch 雙位二路燈掣
- 3-gang 2-way Lighting Switch 三位二路燈掣
- 1-gang 1-way Watertight Lighting Switch 單位防水燈掣
- 1-gang 2-way Watertight Lighting Switch 單位二路防水燈掣
- Switch for Exhaust Fan 抽氣扇開關掣
- Switch for Water Heater 熱水爐開關掣
- Switch for Oven 焗爐開關掣
- Switch for Indoor Air-Conditioner 室內空調機接線位
- Isolator for Outdoor Air-Conditioner 室外空調機開關掣
- Town Gas Water Heater Remote Controller 煤氣熱水爐溫度控制掣
- 13A Single Socket Outlet 13A單位電插座
- 13A Twin Socket Outlet 13A雙位電插座
- 13A Single Floor Socket Outlet 13A藏地單位電插座
- 13A Single Watertight Socket Outlet 13A單位防水電插座
- TV/FM Outlet 電視及電台接收插座
- Telephone Outlet 電話插座
- Floor TV/FM Outlet 藏地電視及電台接收插座
- Floor Telephone Outlet 藏地電話插座
- Door Bell Push Button 門鈴按鈕
- Door Bell 門鈴
- Door Phone 對講機
- M.C.B. Board 總電掣箱
- Lamp Holder 燈位
- Downlight 天花燈
- Garden Lamp 花園燈
- Wall Mounted Lamp for Garden 花園牆身燈
- Roof Floor Lamp 天台地燈
- Wall Lamp 牆燈
- Strip Light 燈帶
- Light Trough 燈槽
- Town Gas Water Heater 煤氣熱水爐
- Town Gas Meter 煤氣錶
- Indoor Air-Conditioner 室內空調機
- Washing Machine Connection Point (Water Outlet) 洗衣機接駁點(去水位)
- Washing Machine Connection Point (Water Inlet) 洗衣機接駁點(來水位)
- Door Release Sensor 開燈感應器
- Power Bar 拖板

Mechanical & Electrical Provisions Plan 機電裝置平面圖

Tower 21 座 2/F - 5/F (4/F is omitted) 2樓-5樓(不設4樓)

Legend 圖例

-  1-gang 1-way Lighting Switch 單位燈掣
-  2-gang 1-way Lighting Switch 雙位燈掣
-  3-gang 1-way Lighting Switch 三位燈掣
-  1-gang 2-way Lighting Switch 單位二路燈掣
-  2-gang 2-way Lighting Switch 雙位二路燈掣
-  3-gang 2-way Lighting Switch 三位二路燈掣
-  1-gang 1-way Watertight Lighting Switch 單位防水燈掣
-  1-gang 2-way Watertight Lighting Switch 單位二路防水燈掣
-  Switch for Exhaust Fan 抽氣扇開關掣
-  Switch for Water Heater 熱水爐開關掣
-  Switch for Oven 焗爐開關掣
-  Switch for Indoor Air-Conditioner 室內空調機接線位
-  Isolator for Outdoor Air-Conditioner 室外空調機開關掣
-  Town Gas Water Heater Remote Controller 煤氣熱水爐溫度控制掣
-  13A Single Socket Outlet 13A單位電插座
-  13A Twin Socket Outlet 13A雙位電插座
-  13A Single Floor Socket Outlet 13A藏地單位電插座
-  13A Single Watertight Socket Outlet 13A單位防水電插座
-  TV/FM Outlet 電視及電台接收插座
-  Telephone Outlet 電話插座
-  Floor TV/FM Outlet 藏地電視及電台接收插座
-  Floor Telephone Outlet 藏地電話插座
-  Door Bell Push Button 門鈴按鈕
-  Door Bell 門鈴
-  Door Phone 對講機
-  M.C.B. Board 總電掣箱
-  Lamp Holder 燈位
-  Downlight 天花燈
-  Garden Lamp 花園燈
-  Wall Mounted Lamp for Garden 花園牆身燈
-  Roof Floor Lamp 天台地燈
-  Wall Lamp 牆燈
-  Strip Light 燈帶
-  Light Trough 燈槽
-  Town Gas Water Heater 煤氣熱水爐
-  Town Gas Meter 煤氣錶
-  Indoor Air-Conditioner 室內空調機
-  Washing Machine Connection Point (Water Outlet) 洗衣機接駁點(去水位)
-  Washing Machine Connection Point (Water Inlet) 洗衣機接駁點(來水位)
-  Door Release Sensor 開燈感應器
-  Power Bar 拖板

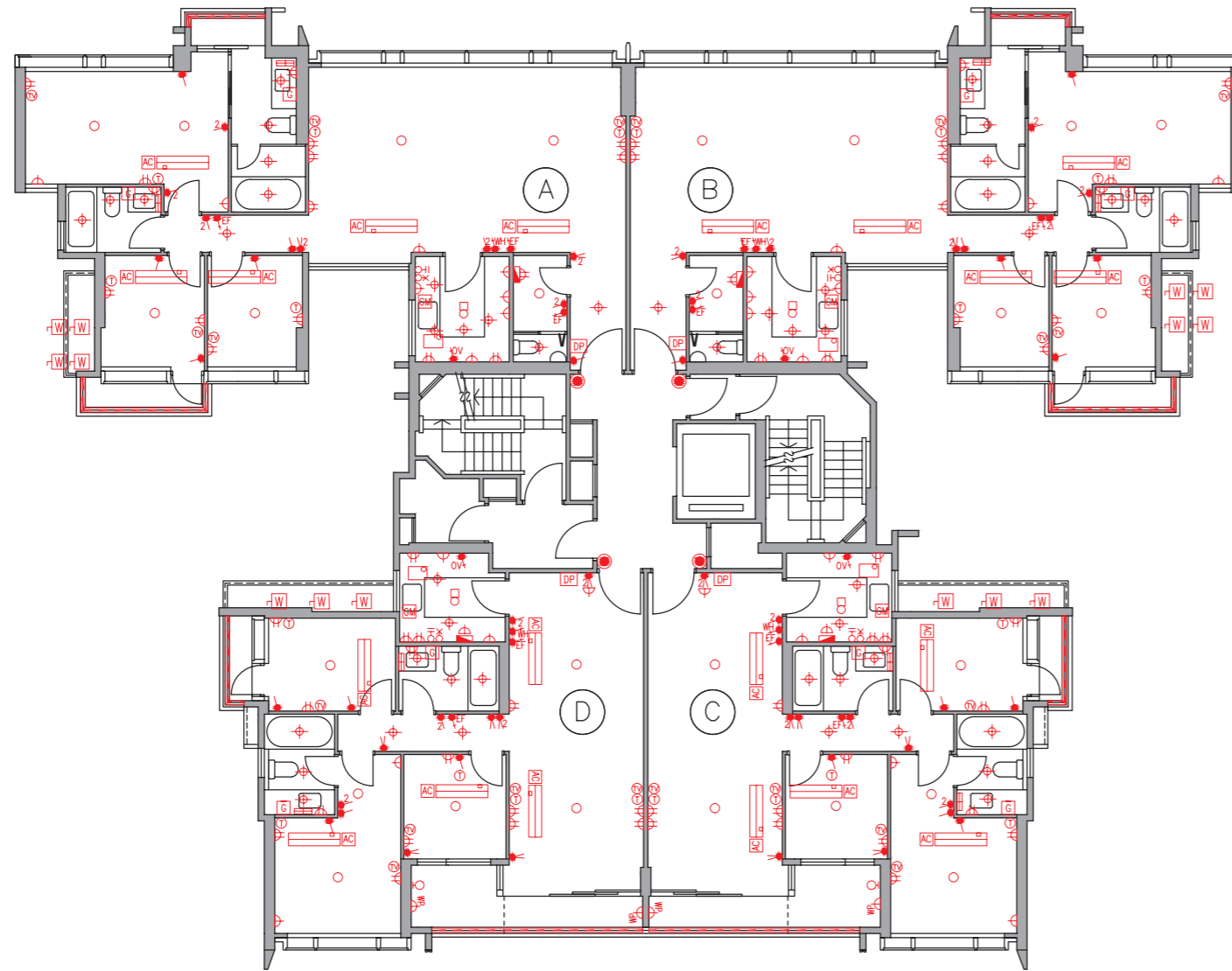


Fittings, finishes and appliances










































裝置、裝修物料及設備

Mechanical & Electrical Provisions Plan 機電裝置平面圖

Tower 21 座 6/F 6樓



Legend 圖例

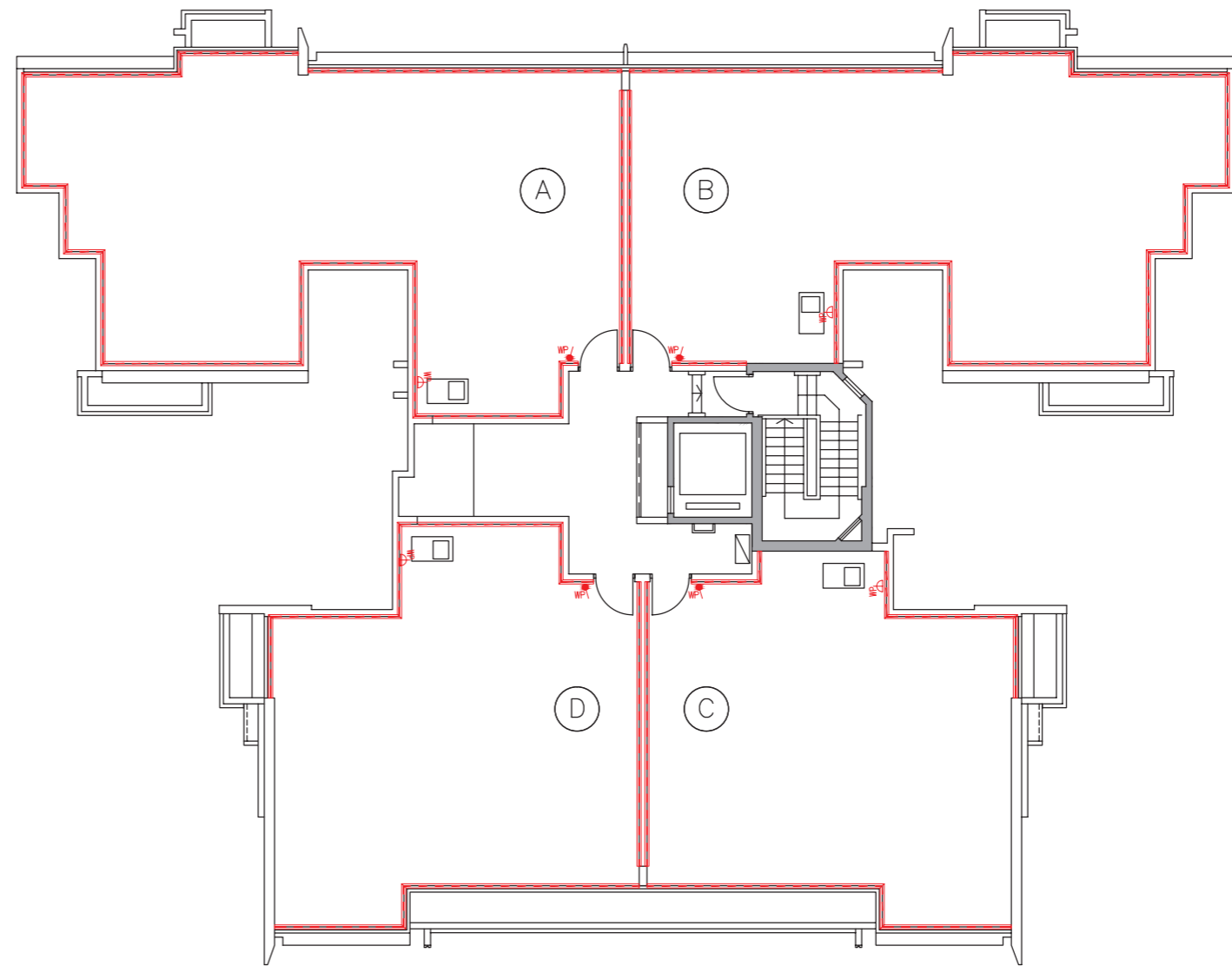
-  1-gang 1-way Lighting Switch 單位燈掣
-  2-gang 1-way Lighting Switch 雙位燈掣
-  3-gang 1-way Lighting Switch 三位燈掣
-  1-gang 2-way Lighting Switch 單位二路燈掣
-  2-gang 2-way Lighting Switch 雙位二路燈掣
-  3-gang 2-way Lighting Switch 三位二路燈掣
-  1-gang 1-way Watertight Lighting Switch 單位防水燈掣
-  1-gang 2-way Watertight Lighting Switch 單位二路防水燈掣
-  Switch for Exhaust Fan 抽氣扇開關掣
-  Switch for Water Heater 熱水爐開關掣
-  Switch for Oven 焗爐開關掣
-  Switch for Indoor Air-Conditioner 室內空調機接線位
-  Isolator for Outdoor Air-Conditioner 室外空調機開關掣
-  Town Gas Water Heater Remote Controller 煤氣熱水爐溫度控制掣
-  13A Single Socket Outlet 13A單位電插座
-  13A Twin Socket Outlet 13A雙位電插座
-  13A Single Floor Socket Outlet 13A藏地單位電插座
-  13A Single Watertight Socket Outlet 13A單位防水電插座
-  TV/FM Outlet 電視及電台接收插座
-  Telephone Outlet 電話插座
-  Floor TV/FM Outlet 藏地電視及電台接收插座
-  Floor Telephone Outlet 藏地電話插座
-  Door Bell Push Button 門鈴按鈕
-  Door Bell 門鈴
-  Door Phone 對講機
-  M.C.B. Board 總電掣箱
-  Lamp Holder 燈位
-  Downlight 天花燈
-  Garden Lamp 花園燈
-  Wall Mounted Lamp for Garden 花園牆身燈
-  Roof Floor Lamp 天台地燈
-  Wall Lamp 牆燈
-  Strip Light 燈帶
-  Light Trough 燈槽
-  Town Gas Water Heater 煤氣熱水爐
-  Town Gas Meter 煤氣錶
-  Indoor Air-Conditioner 室內空調機
-  Washing Machine Connection Point (Water Outlet) 洗衣機接駁點(去水位)
-  Washing Machine Connection Point (Water Inlet) 洗衣機接駁點(來水位)
-  Door Release Sensor 開燈感應器
-  Power Bar 拖板

Mechanical & Electrical Provisions Plan 機電裝置平面圖

Tower 21 座 Roof 天台

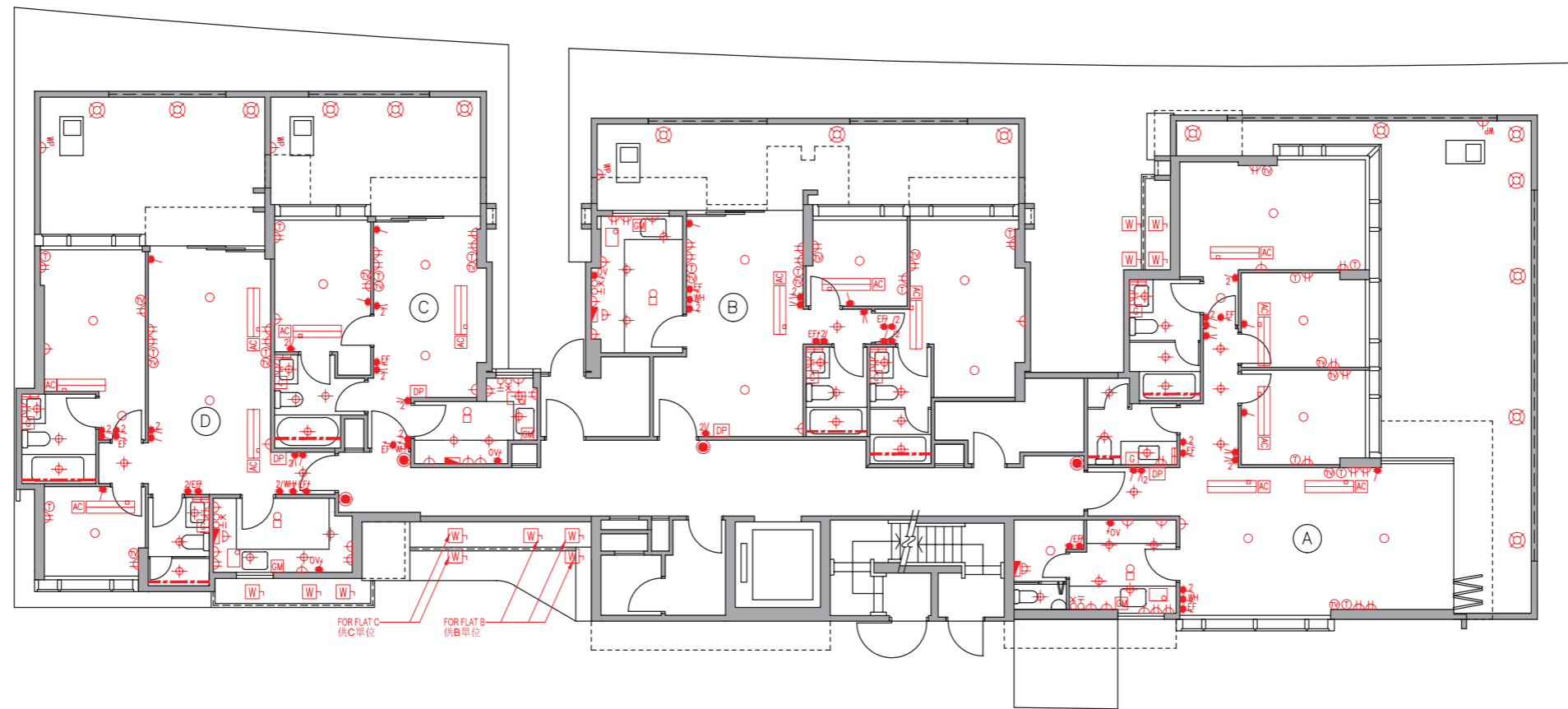
Legend 圖例

-  1-gang 1-way Lighting Switch 單位燈掣
-  2-gang 1-way Lighting Switch 雙位燈掣
-  3-gang 1-way Lighting Switch 三位燈掣
-  1-gang 2-way Lighting Switch 單位二路燈掣
-  2-gang 2-way Lighting Switch 雙位二路燈掣
-  3-gang 2-way Lighting Switch 三位二路燈掣
-  1-gang 1-way Watertight Lighting Switch 單位防水燈掣
-  1-gang 2-way Watertight Lighting Switch 單位二路防水燈掣
-  Switch for Exhaust Fan 抽氣扇開關掣
-  Switch for Water Heater 熱水爐開關掣
-  Switch for Oven 焗爐開關掣
-  Switch for Indoor Air-Conditioner 室內空調機接線位
-  Isolator for Outdoor Air-Conditioner 室外空調機開關掣
-  Town Gas Water Heater Remote Controller 煤氣熱水爐溫度控制器
-  13A Single Socket Outlet 13A單位電插座
-  13A Twin Socket Outlet 13A雙位電插座
-  13A Single Floor Socket Outlet 13A藏地單位電插座
-  13A Single Watertight Socket Outlet 13A單位防水電插座
-  TV/FM Outlet 電視及電台接收插座
-  Telephone Outlet 電話插座
-  Floor TV/FM Outlet 藏地電視及電台接收插座
-  Floor Telephone Outlet 藏地電話插座
-  Door Bell Push Button 門鈴按鈕
-  Door Bell 門鈴
-  Door Phone 對講機
-  M.C.B. Board 總電掣箱
-  Lamp Holder 燈位
-  Downlight 天花燈
-  Garden Lamp 花園燈
-  Wall Mounted Lamp for Garden 花園牆身燈
-  Roof Floor Lamp 天台地燈
-  Wall Lamp 牆燈
-  Strip Light 燈帶
-  Light Trough 燈槽
-  Town Gas Water Heater 煤氣熱水爐
-  Town Gas Meter 煤氣錶
-  Indoor Air-Conditioner 室內空調機
-  Washing Machine Connection Point (Water Outlet) 洗衣機接駁點(去水位)
-  Washing Machine Connection Point (Water Inlet) 洗衣機接駁點(來水位)
-  Door Release Sensor 開燈感應器
-  Power Bar 拖板



Mechanical & Electrical Provisions Plan 機電裝置平面圖

Tower 22 座 G/F 地下



Legend 圖例

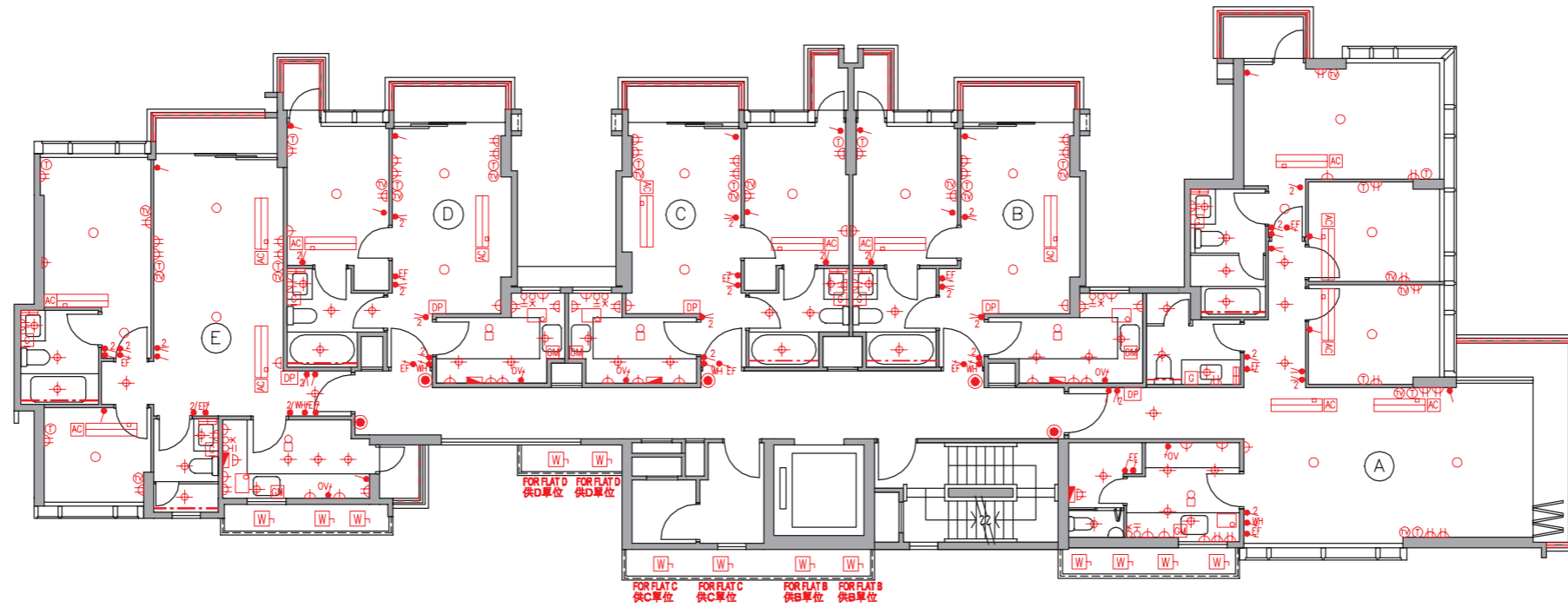
- | | | | |
|--|---|--|--|
| <ul style="list-style-type: none"> 1-gang 1-way Lighting Switch 單位燈掣 2-gang 1-way Lighting Switch 雙位燈掣 3-gang 1-way Lighting Switch 三位燈掣 1-gang 2-way Lighting Switch 單位二路燈掣 2-gang 2-way Lighting Switch 雙位二路燈掣 3-gang 2-way Lighting Switch 三位二路燈掣 1-gang 1-way Watertight Lighting Switch 單位防水燈掣 1-gang 2-way Watertight Lighting Switch 單位二路防水燈掣 Switch for Exhaust Fan 抽氣扇開關掣 Switch for Water Heater 熱水爐開關掣 Switch for Oven 焗爐開關掣 | <ul style="list-style-type: none"> Switch for Indoor Air-Conditioner 室內空調機接線位 Isolator for Outdoor Air-Conditioner 室外空調機開關掣 Town Gas Water Heater Remote Controller 煤氣熱水爐溫度控制掣 I3A Single Socket Outlet I3A單位電插座 I3A Twin Socket Outlet I3A雙位電插座 I3A Single Floor Socket Outlet I3A藏地單位電插座 I3A Single Watertight Socket Outlet I3A單位防水電插座 TV/FM Outlet 電視及電台接收插座 Telephone Outlet 電話插座 Floor TV/FM Outlet 藏地電視及電台接收插座 | <ul style="list-style-type: none"> Floor Telephone Outlet 藏地電話插座 Door Bell Push Button 門鈴按鈕 Door Bell 門鈴 Door Phone 對講機 M.C.B. Board 總電掣箱 Lamp Holder 燈位 Downlight 天花燈 Garden Lamp 花園燈 Wall Mounted Lamp for Garden 花園牆身燈 Roof Floor Lamp 天台地燈 Wall Lamp 牆燈 | <ul style="list-style-type: none"> Strip Light 燈帶 Light Trough 燈槽 Town Gas Water Heater 煤氣熱水爐 Town Gas Meter 煤氣錶 Indoor Air-Conditioner 室內空調機 Washing Machine Connection Point (Water Outlet) 洗衣機接駁點(去水位) Washing Machine Connection Point (Water Inlet) 洗衣機接駁點(來水位) Door Release Sensor 開燈感應器 Power Bar 拖板 |
|--|---|--|--|

Fittings, finishes and appliances

裝置、裝修物料及設備

Mechanical & Electrical Provisions Plan 機電裝置平面圖

Tower 22 座 1/F - 3/F 1樓-3樓

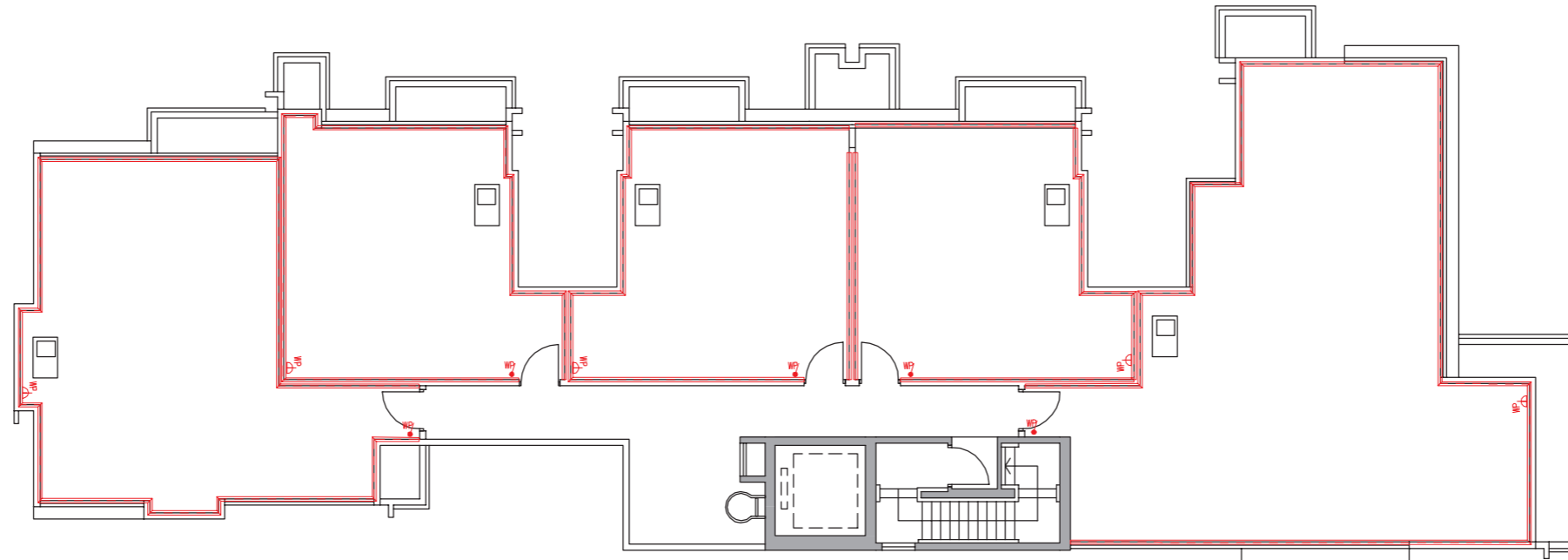


Legend 圖例

- | | | | |
|--|---|--|--|
| <ul style="list-style-type: none"> 1-gang 1-way Lighting Switch 單位燈掣 2-gang 1-way Lighting Switch 雙位燈掣 3-gang 1-way Lighting Switch 三位燈掣 1-gang 2-way Lighting Switch 單位二路燈掣 2-gang 2-way Lighting Switch 雙位二路燈掣 3-gang 2-way Lighting Switch 三位二路燈掣 1-gang 1-way Watertight Lighting Switch 單位防水燈掣 1-gang 2-way Watertight Lighting Switch 單位二路防水燈掣 Switch for Exhaust Fan 抽氣扇開關掣 Switch for Water Heater 熱水爐開關掣 Switch for Oven 焗爐開關掣 | <ul style="list-style-type: none"> Switch for Indoor Air-Conditioner 室內空調機接線位 Isolator for Outdoor Air-Conditioner 室外空調機開關掣 Town Gas Water Heater Remote Controller 煤氣熱水爐溫度控制掣 13A Single Socket Outlet 13A單位電插座 13A Twin Socket Outlet 13A雙位電插座 13A Single Floor Socket Outlet 13A藏地單位電插座 13A Single Watertight Socket Outlet 13A單位防水電插座 TV/FM Outlet 電視及電台接收插座 Telephone Outlet 電話插座 Floor TV/FM Outlet 藏地電視及電台接收插座 | <ul style="list-style-type: none"> Floor Telephone Outlet 藏地電話插座 Door Bell Push Button 門鈴按鈕 Door Bell 門鈴 Door Phone 對講機 M.C.B. Board 總電掣箱 Lamp Holder 燈位 Downlight 天花燈 Garden Lamp 花園燈 Wall Mounted Lamp for Garden 花園牆身燈 Roof Floor Lamp 天台地燈 Wall Lamp 牆燈 | <ul style="list-style-type: none"> Strip Light 燈帶 Light Trough 燈槽 Town Gas Water Heater 煤氣熱水爐 Town Gas Meter 煤氣錶 Indoor Air-Conditioner 室內空調機 Washing Machine Connection Point (Water Outlet) 洗衣機接駁點(去水位) Washing Machine Connection Point (Water Inlet) 洗衣機接駁點(來水位) Door Release Sensor 開燈感應器 Power Bar 拖板 |
|--|---|--|--|

Mechanical & Electrical Provisions Plan 機電裝置平面圖

Tower 22 座 Roof 天台

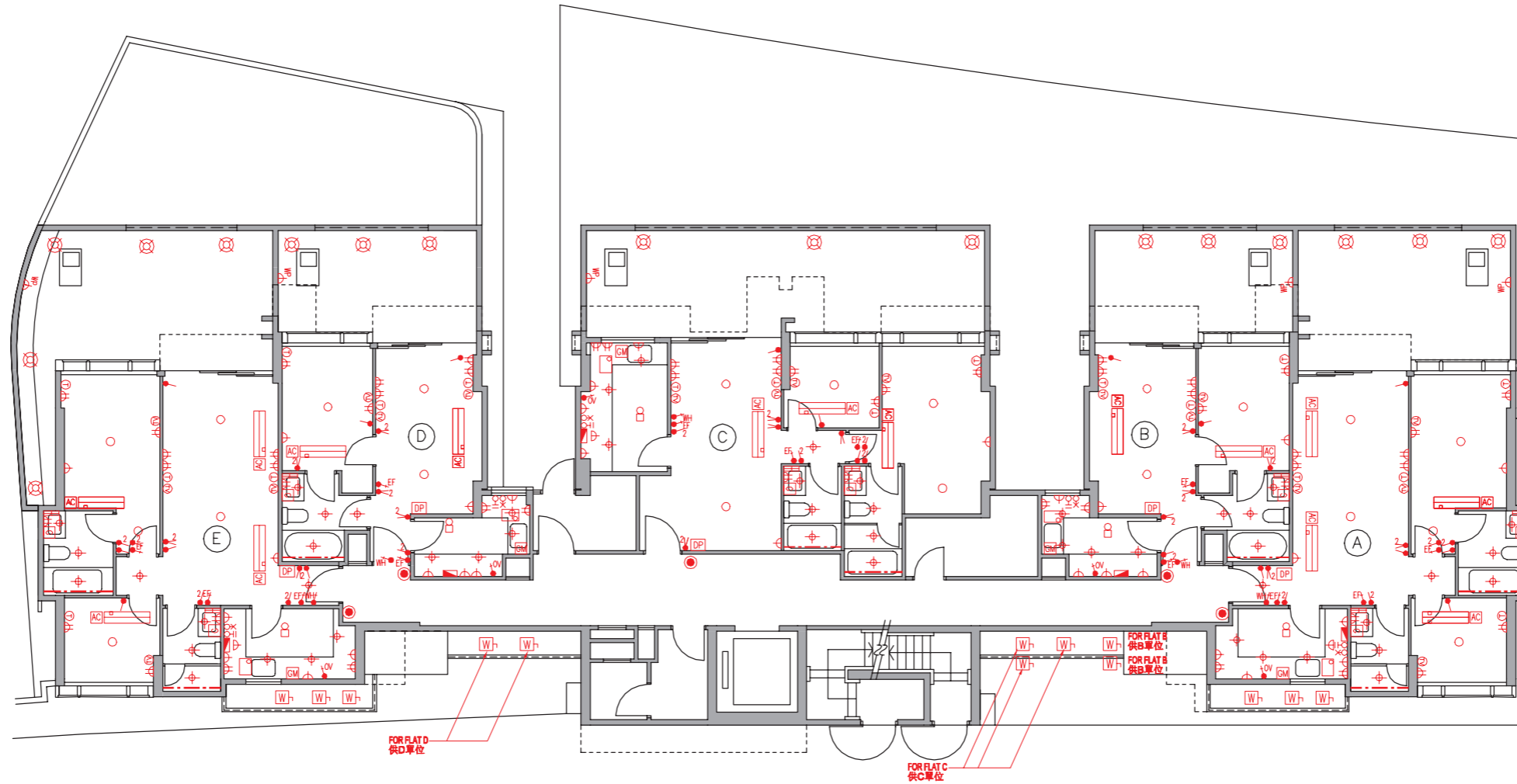


Legend 圖例

- | | | | |
|--|---|--|--|
| <ul style="list-style-type: none"> 1-gang 1-way Lighting Switch 單位燈掣 2-gang 1-way Lighting Switch 雙位燈掣 3-gang 1-way Lighting Switch 三位燈掣 1-gang 2-way Lighting Switch 單位二路燈掣 2-gang 2-way Lighting Switch 雙位二路燈掣 3-gang 2-way Lighting Switch 三位二路燈掣 1-gang 1-way Watertight Lighting Switch 單位防水燈掣 1-gang 2-way Watertight Lighting Switch 單位二路防水燈掣 Switch for Exhaust Fan 抽氣扇開關掣 Switch for Water Heater 熱水爐開關掣 Switch for Oven 焗爐開關掣 | <ul style="list-style-type: none"> Switch for Indoor Air-Conditioner 室內空調機接線位 Isolator for Outdoor Air-Conditioner 室外空調機開關掣 Town Gas Water Heater Remote Controller 煤氣熱水爐溫度控制器 13A Single Socket Outlet 13A單位電插座 13A Twin Socket Outlet 13A雙位電插座 13A Single Floor Socket Outlet 13A藏地單位電插座 13A Single Watertight Socket Outlet 13A單位防水電插座 TV/FM Outlet 電視及電台接收插座 Telephone Outlet 電話插座 Floor TV/FM Outlet 藏地電視及電台接收插座 | <ul style="list-style-type: none"> Floor Telephone Outlet 藏地電話插座 Door Bell Push Button 門鈴按鈕 Door Bell 門鈴 Door Phone 對講機 M.C.B. Board 總電掣箱 Lamp Holder 燈位 Downlight 天花燈 Garden Lamp 花園燈 Wall Mounted Lamp for Garden 花園牆身燈 Roof Floor Lamp 天台地燈 Wall Lamp 牆燈 | <ul style="list-style-type: none"> Strip Light 燈帶 Light Trough 燈槽 Town Gas Water Heater 煤氣熱水爐 Town Gas Meter 煤氣錶 Indoor Air-Conditioner 室內空調機 Washing Machine Connection Point (Water Outlet) 洗衣機接駁點(去水位) Washing Machine Connection Point (Water Inlet) 洗衣機接駁點(來水位) Door Release Sensor 開燈感應器 Power Bar 拖板 |
|--|---|--|--|

Mechanical & Electrical Provisions Plan 機電裝置平面圖

Tower 23 座 G/F 地下

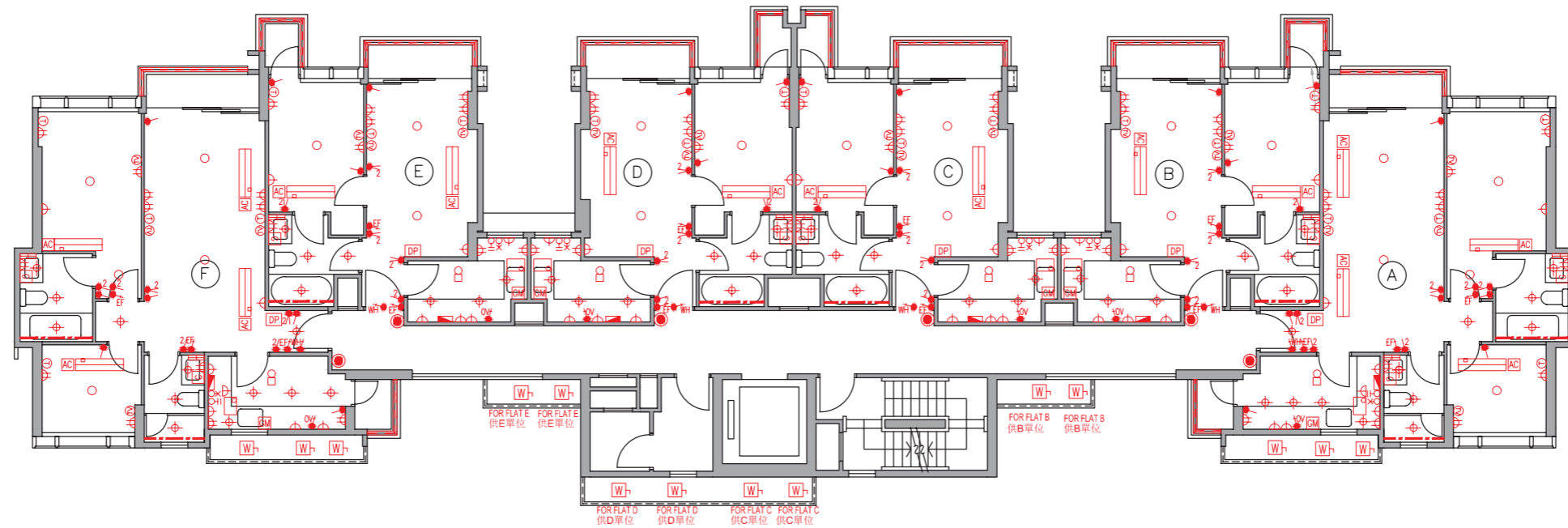


Legend 圖例

- | | | | |
|--|---|--|--|
| <ul style="list-style-type: none"> 1-gang 1-way Lighting Switch 單位燈掣 2-gang 1-way Lighting Switch 雙位燈掣 3-gang 1-way Lighting Switch 三位燈掣 1-gang 2-way Lighting Switch 單位二路燈掣 2-gang 2-way Lighting Switch 雙位二路燈掣 3-gang 2-way Lighting Switch 三位二路燈掣 1-gang 1-way Watertight Lighting Switch 單位防水燈掣 1-gang 2-way Watertight Lighting Switch 單位二路防水燈掣 Switch for Exhaust Fan 抽氣扇開關掣 Switch for Water Heater 熱水爐開關掣 Switch for Oven 焗爐開關掣 | <ul style="list-style-type: none"> Switch for Indoor Air-Conditioner 室內空調機接線位 Isolator for Outdoor Air-Conditioner 室外空調機開關掣 Town Gas Water Heater Remote Controller 煤氣熱水爐溫度控制器 I3A Single Socket Outlet I3A單位電插座 I3A Twin Socket Outlet I3A雙位電插座 I3A Single Floor Socket Outlet I3A藏地單位電插座 I3A Single Watertight Socket Outlet I3A單位防水電插座 TV/FM Outlet 電視及電台接收插座 Telephone Outlet 電話插座 Floor TV/FM Outlet 藏地電視及電台接收插座 | <ul style="list-style-type: none"> Floor Telephone Outlet 藏地電話插座 Door Bell Push Button 門鈴按鈕 Door Bell 門鈴 Door Phone 對講機 M.C.B. Board 總電掣箱 Lamp Holder 燈位 Downlight 天花燈 Garden Lamp 花園燈 Wall Mounted Lamp for Garden 花園牆身燈 Roof Floor Lamp 天台地燈 Wall Lamp 牆燈 | <ul style="list-style-type: none"> Strip Light 燈帶 Light Trough 燈槽 Town Gas Water Heater 煤氣熱水爐 Town Gas Meter 煤氣錶 Indoor Air-Conditioner 室內空調機 Washing Machine Connection Point (Water Outlet) 洗衣機接駁點(去水位) Washing Machine Connection Point (Water Inlet) 洗衣機接駁點(來水位) Door Release Sensor 開燈感應器 Power Bar 拖板 |
|--|---|--|--|

Mechanical & Electrical Provisions Plan 機電裝置平面圖

Tower 23 座 1/F - 3/F 1樓-3樓

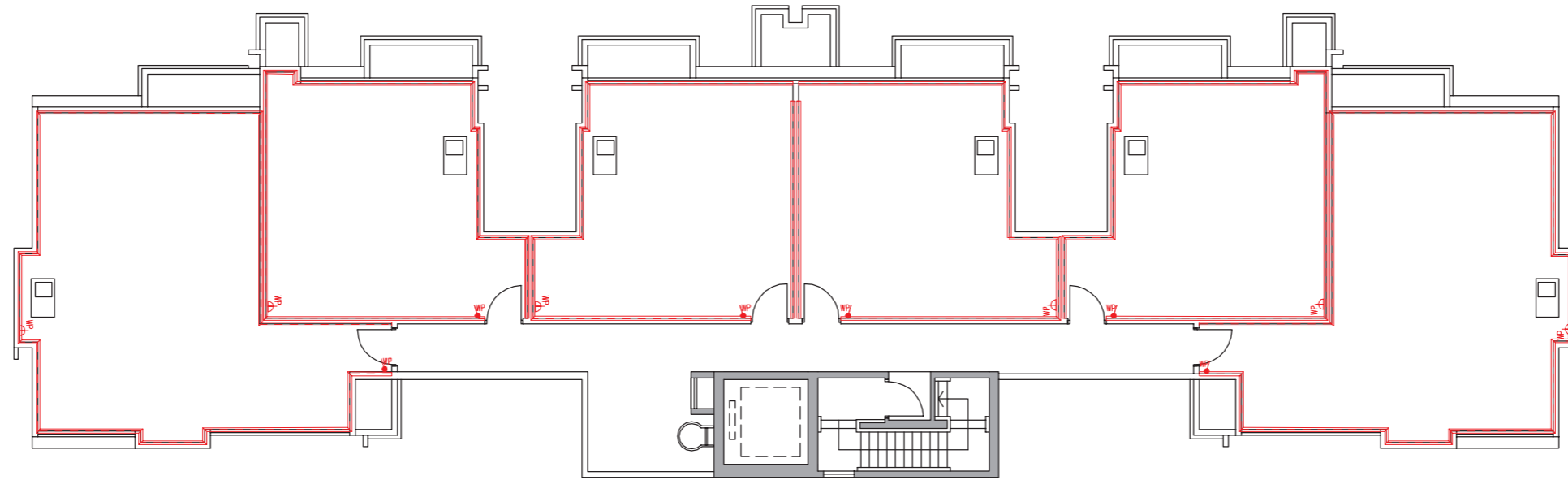


Legend 圖例

- | | | | |
|--|---|--|--|
| <ul style="list-style-type: none"> 1-gang 1-way Lighting Switch 單位燈掣 2-gang 1-way Lighting Switch 雙位燈掣 3-gang 1-way Lighting Switch 三位燈掣 1-gang 2-way Lighting Switch 單位二路燈掣 2-gang 2-way Lighting Switch 雙位二路燈掣 3-gang 2-way Lighting Switch 三位二路燈掣 1-gang 1-way Watertight Lighting Switch 單位防水燈掣 1-gang 2-way Watertight Lighting Switch 單位二路防水燈掣 Switch for Exhaust Fan 抽氣扇開關掣 Switch for Water Heater 熱水爐開關掣 Switch for Oven 焗爐開關掣 | <ul style="list-style-type: none"> Switch for Indoor Air-Conditioner 室內空調機接線位 Isolator for Outdoor Air-Conditioner 室外空調機開關掣 Town Gas Water Heater Remote Controller 煤氣熱水爐溫度控制掣 13A Single Socket Outlet 13A單位電插座 13A Twin Socket Outlet 13A雙位電插座 13A Single Floor Socket Outlet 13A藏地單位電插座 13A Single Watertight Socket Outlet 13A單位防水電插座 TV/FM Outlet 電視及電台接收插座 Telephone Outlet 電話插座 Floor TV/FM Outlet 藏地電視及電台接收插座 | <ul style="list-style-type: none"> Floor Telephone Outlet 藏地電話插座 Door Bell Push Button 門鈴按鈕 Door Bell 門鈴 Door Phone 對講機 M.C.B. Board 總電掣箱 Lamp Holder 燈位 Downlight 天花燈 Garden Lamp 花園燈 Wall Mounted Lamp for Garden 花園牆身燈 Roof Floor Lamp 天台地燈 Wall Lamp 牆燈 | <ul style="list-style-type: none"> Strip Light 燈帶 Light Trough 燈槽 Town Gas Water Heater 煤氣熱水爐 Town Gas Meter 煤氣錶 Indoor Air-Conditioner 室內空調機 Washing Machine Connection Point (Water Outlet) 洗衣機接駁點(去水位) Washing Machine Connection Point (Water Inlet) 洗衣機接駁點(來水位) Door Release Sensor 開燈感應器 Power Bar 拖板 |
|--|---|--|--|

Mechanical & Electrical Provisions Plan 機電裝置平面圖

Tower 23 座 Roof 天台



Legend 圖例

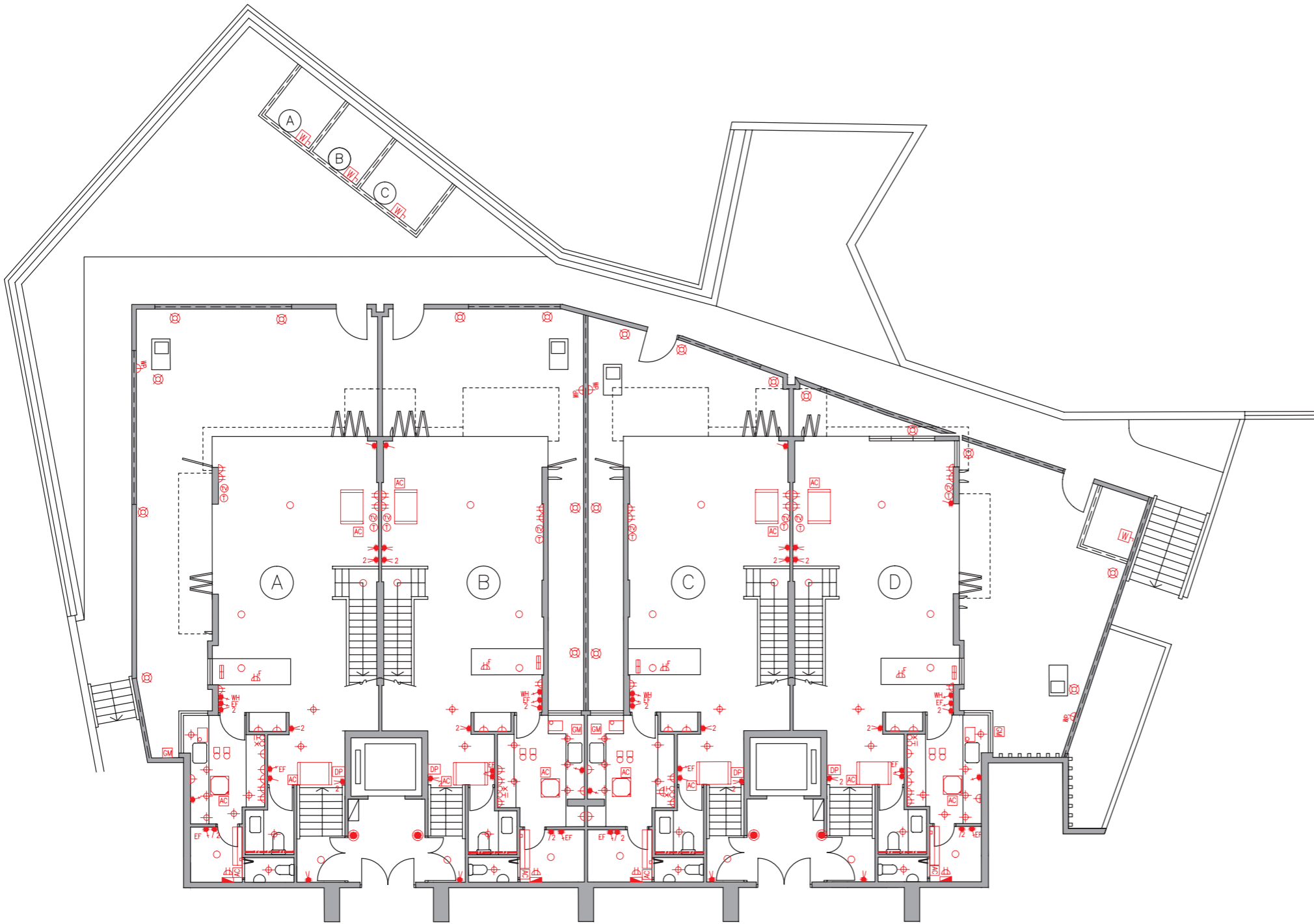
- | | | | |
|--|--|---|--|
| <ul style="list-style-type: none"> 1-gang 1-way Lighting Switch 單位燈掣 2-gang 1-way Lighting Switch 雙位燈掣 3-gang 1-way Lighting Switch 三位燈掣 1-gang 2-way Lighting Switch 單位二路燈掣 2-gang 2-way Lighting Switch 雙位二路燈掣 3-gang 2-way Lighting Switch 三位二路燈掣 WP 1-gang 1-way Watertight Lighting Switch 單位防水燈掣 WPV 1-gang 2-way Watertight Lighting Switch 單位二路防水燈掣 EF Switch for Exhaust Fan 抽氣扇開關掣 WH Switch for Water Heater 熱水爐開關掣 OV Switch for Oven 焗爐開關掣 | <ul style="list-style-type: none"> AC Switch for Indoor Air-Conditioner 室內空調機接線位 IO Isolator for Outdoor Air-Conditioner 室外空調機開關掣 TGWH Town Gas Water Heater Remote Controller 煤氣熱水爐溫度控制掣 13A Single Socket Outlet 13A單位電插座 13A Twin Socket Outlet 13A雙位電插座 13A Single Floor Socket Outlet 13A藏地單位電插座 13A Single Watertight Socket Outlet 13A單位防水電插座 TV/FM Outlet 電視及電台接收插座 Telephone Outlet 電話插座 Floor TV/FM Outlet 藏地電視及電台接收插座 | <ul style="list-style-type: none"> Floor Telephone Outlet 藏地電話插座 Door Bell Push Button 門鈴按鈕 Door Bell 門鈴 DP Door Phone 對講機 M.C.B. Board 總電掣箱 Lamp Holder 燈位 Downlight 天花燈 Garden Lamp 花園燈 Wall Mounted Lamp for Garden 花園牆身燈 Roof Floor Lamp 天台地燈 Wall Lamp 牆燈 | <ul style="list-style-type: none"> Strip Light 燈帶 Light Trough 燈槽 Town Gas Water Heater 煤氣熱水爐 Town Gas Meter 煤氣錶 Indoor Air-Conditioner 室內空調機 Washing Machine Connection Point (Water Outlet) 洗衣機接駁點(去水位) Washing Machine Connection Point (Water Inlet) 洗衣機接駁點(來水位) Door Release Sensor 開燈感應器 Power Bar 拖板 |
|--|--|---|--|

Fittings, finishes and appliances






裝置、裝修物料及設備

Mechanical & Electrical Provisions Plan 機電裝置平面圖

Tower 25 座 LG/F 地下低層




Legend 圖例

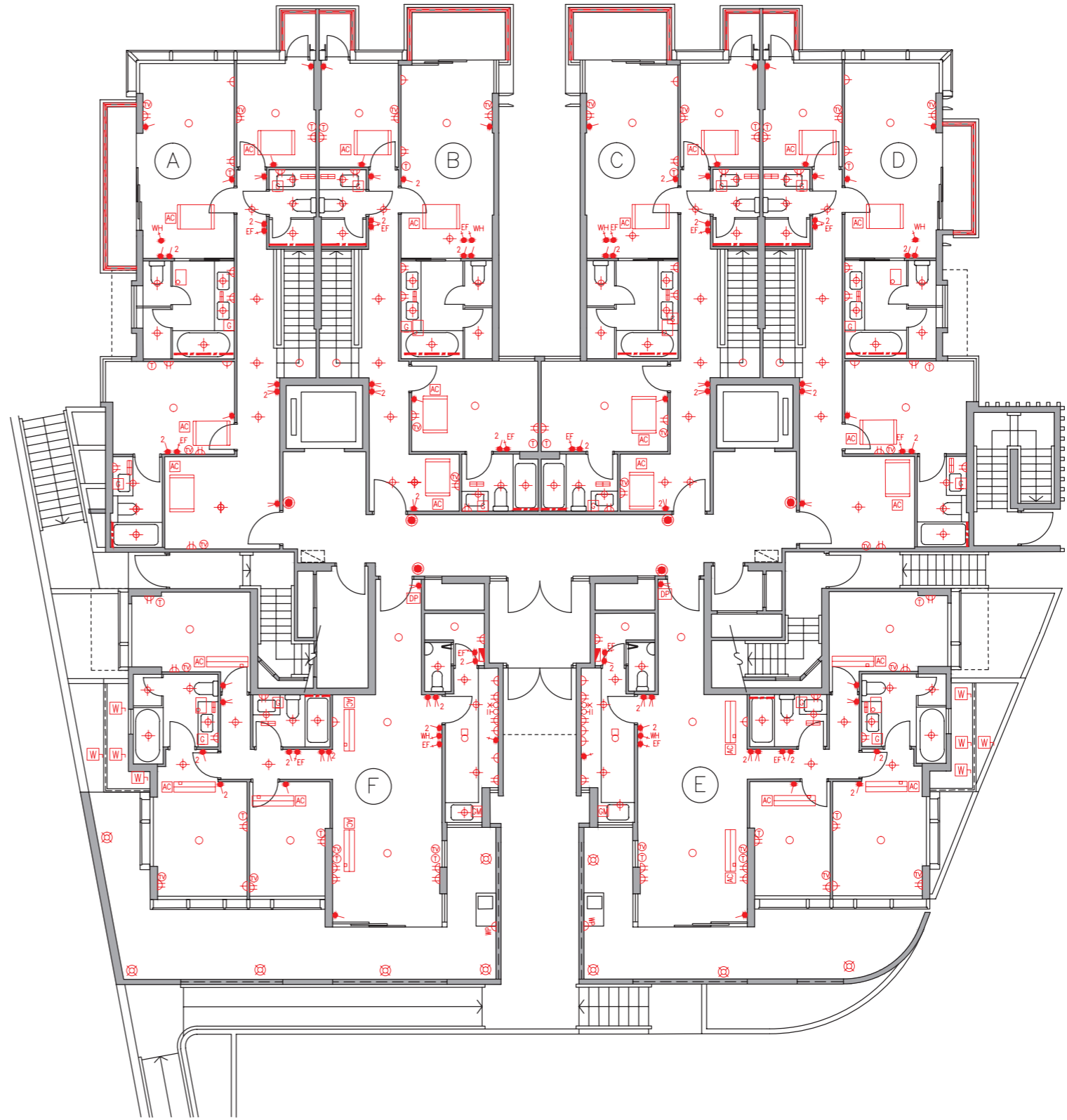
-  1-gang 1-way Lighting Switch 單位燈掣
-  2-gang 1-way Lighting Switch 雙位燈掣
-  3-gang 1-way Lighting Switch 三位燈掣
-  1-gang 2-way Lighting Switch 單位二路燈掣
-  2-gang 2-way Lighting Switch 雙位二路燈掣
-  3-gang 2-way Lighting Switch 三位二路燈掣
-  1-gang 1-way Watertight Lighting Switch 單位防水燈掣
-  1-gang 2-way Watertight Lighting Switch 單位二路防水燈掣
-  Switch for Exhaust Fan 抽氣扇開關掣
-  Switch for Water Heater 熱水爐開關掣
-  Switch for Oven 焗爐開關掣
-  Switch for Indoor Air-Conditioner 室內空調機接線位
-  Isolator for Outdoor Air-Conditioner 室外空調機開關掣
-  Town Gas Water Heater Remote Controller 煤氣熱水爐溫度控制掣
-  13A Single Socket Outlet 13A單位電插座
-  13A Twin Socket Outlet 13A雙位電插座
-  13A Single Floor Socket Outlet 13A藏地單位電插座
-  13A Single Watertight Socket Outlet 13A單位防水電插座
-  TV/FM Outlet 電視及電台接收插座
-  Telephone Outlet 電話插座
-  Floor TV/FM Outlet 藏地電視及電台接收插座
-  Floor Telephone Outlet 藏地電話插座
-  Door Bell Push Button 門鈴按鈕
-  Door Bell 門鈴
-  Door Phone 對講機
-  M.C.B. Board 總電掣箱
-  Lamp Holder 燈位
-  Downlight 天花燈
-  Garden Lamp 花園燈
-  Wall Mounted Lamp for Garden 花園牆身燈
-  Roof Floor Lamp 天台地燈
-  Wall Lamp 牆燈
-  Strip Light 燈帶
-  Light Trough 燈槽
-  Town Gas Water Heater 煤氣熱水爐
-  Town Gas Meter 煤氣錶
-  Indoor Air-Conditioner 室內空調機
-  Concealed Type Indoor Air-Conditioner 暗藏式室內空調機
-  Cassette Type Indoor Air-Conditioner 卡式室內空調機
-  Washing Machine Connection Point (Water Outlet) 洗衣機接駁點(去水位)
-  Washing Machine Connection Point (Water Inlet) 洗衣機接駁點(來水位)
- Door Release Sensor 開燈感應器
- Power Bar 拖板

Mechanical & Electrical Provisions Plan 機電裝置平面圖

Tower 25 座 G/F 地下

Legend 圖例

-  1-gang 1-way Lighting Switch 單位燈掣
-  2-gang 1-way Lighting Switch 雙位燈掣
-  3-gang 1-way Lighting Switch 三位燈掣
-  1-gang 2-way Lighting Switch 單位二路燈掣
-  2-gang 2-way Lighting Switch 雙位二路燈掣
-  3-gang 2-way Lighting Switch 三位二路燈掣
-  1-gang 1-way Watertight Lighting Switch 單位防水燈掣
-  1-gang 2-way Watertight Lighting Switch 單位二路防水燈掣
-  Switch for Exhaust Fan 抽氣扇開關掣
-  Switch for Water Heater 熱水爐開關掣
-  Switch for Oven 焗爐開關掣
-  Switch for Indoor Air-Conditioner 室內空調機接線位
-  Isolator for Outdoor Air-Conditioner 室外空調機開關掣
-  Town Gas Water Heater Remote Controller 煤氣熱水爐溫度控制掣
-  13A Single Socket Outlet 13A單位電插座
-  13A Twin Socket Outlet 13A雙位電插座
-  13A Single Floor Socket Outlet 13A藏地單位電插座
-  13A Single Watertight Socket Outlet 13A單位防水電插座
-  TV/FM Outlet 電視及電台接收插座
-  Telephone Outlet 電話插座
-  Floor TV/FM Outlet 藏地電視及電台接收插座
-  Floor Telephone Outlet 藏地電話插座
-  Door Bell Push Button 門鈴按鈕
-  Door Bell 門鈴
-  Door Phone 對講機
-  M.C.B. Board 總電掣箱
-  Lamp Holder 燈位
-  Downlight 天花燈
-  Garden Lamp 花園燈
-  Wall Mounted Lamp for Garden 花園牆身燈
-  Roof Floor Lamp 天台地燈
-  Wall Lamp 牆燈
-  Strip Light 燈帶
-  Light Trough 燈槽
-  Town Gas Water Heater 煤氣熱水爐
-  Town Gas Meter 煤氣錶
-  Indoor Air-Conditioner 室內空調機
-  Concealed Type Indoor Air-Conditioner 暗藏式室內空調機
-  Cassette Type Indoor Air-Conditioner 卡式室內空調機
-  Washing Machine Connection Point (Water Outlet) 洗衣機接駁點(去水位)
-  Washing Machine Connection Point (Water Inlet) 洗衣機接駁點(來水位)
-  Door Release Sensor 開燈感應器
-  Power Bar 拖板

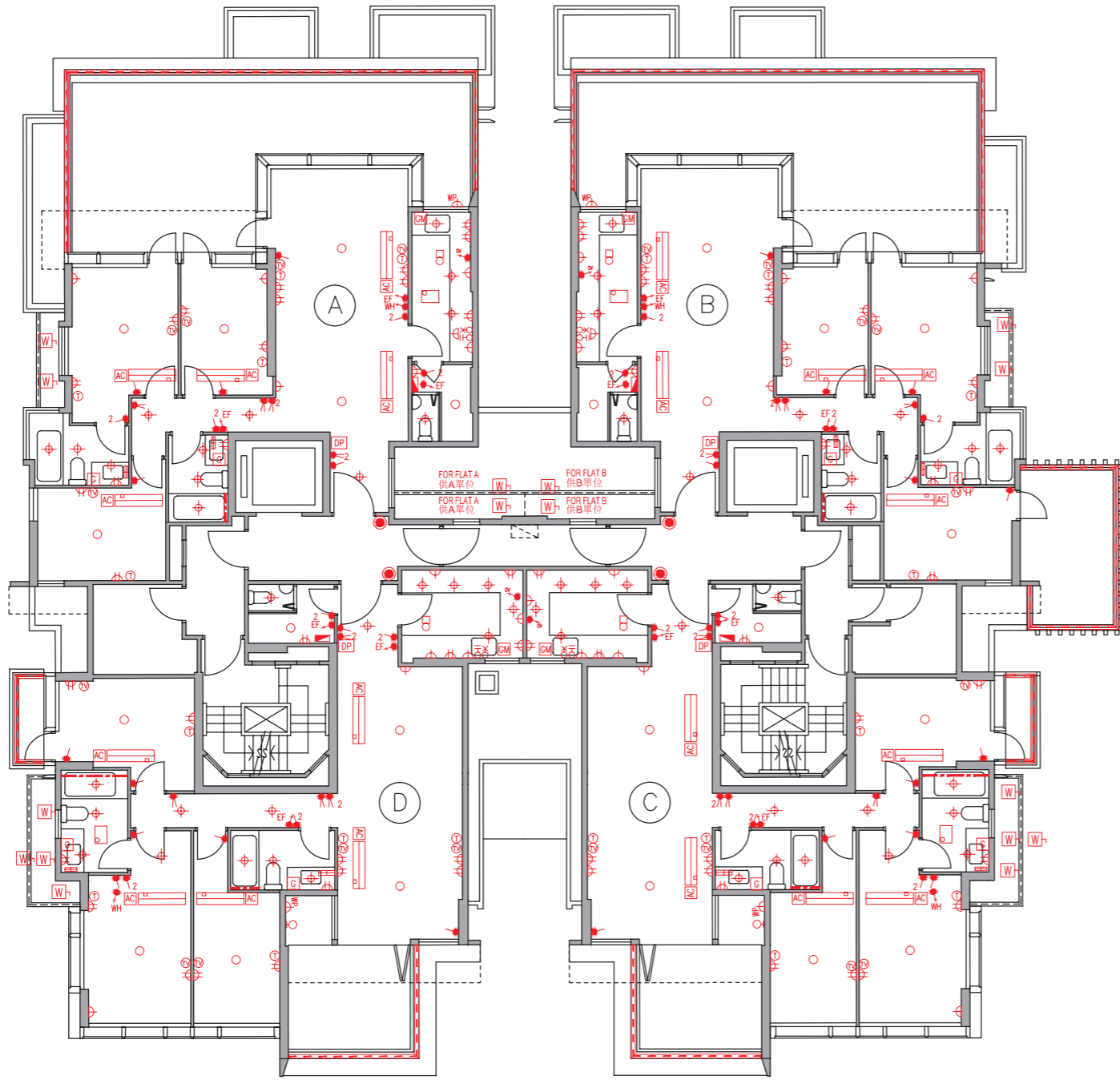


Fittings, finishes and appliances






裝置、裝修物料及設備

Mechanical & Electrical Provisions Plan 機電裝置平面圖

Tower 25 座 I/F 1樓



Legend 圖例

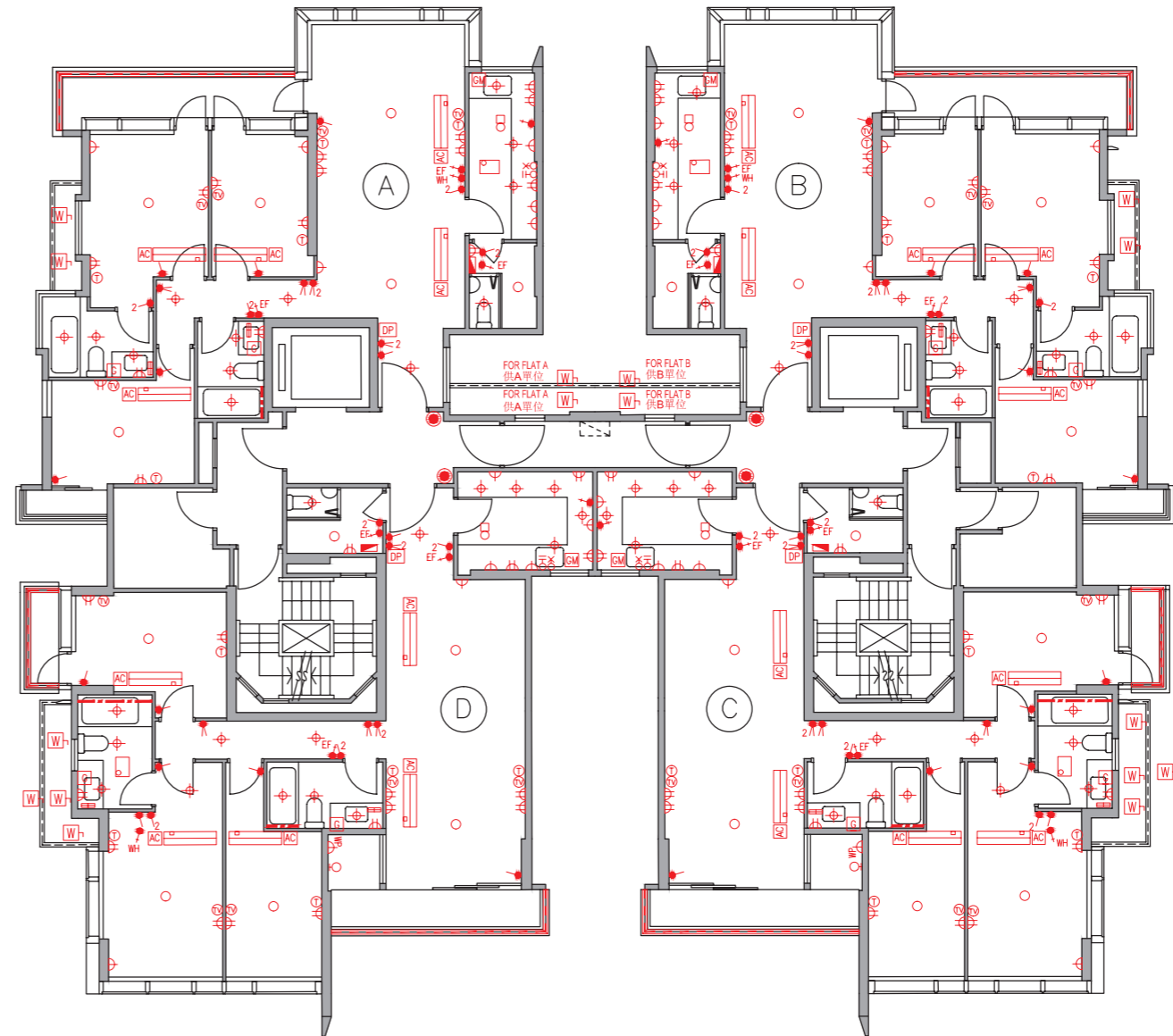
-  1-gang 1-way Lighting Switch 單位燈掣
-  2-gang 1-way Lighting Switch 雙位燈掣
-  3-gang 1-way Lighting Switch 三位燈掣
-  1-gang 2-way Lighting Switch 單位二路燈掣
-  2-gang 2-way Lighting Switch 雙位二路燈掣
-  3-gang 2-way Lighting Switch 三位二路燈掣
-  1-gang 1-way Watertight Lighting Switch 單位防水燈掣
-  1-gang 2-way Watertight Lighting Switch 單位二路防水燈掣
-  Switch for Exhaust Fan 抽氣扇開關掣
-  Switch for Water Heater 熱水爐開關掣
-  Switch for Oven 焗爐開關掣
-  Switch for Indoor Air-Conditioner 室內空調機接線位
-  Isolator for Outdoor Air-Conditioner 室外空調機開關掣
-  Town Gas Water Heater Remote Controller 煤氣熱水爐溫度控制器
-  13A Single Socket Outlet 13A單位電插座
-  13A Twin Socket Outlet 13A雙位電插座
-  13A Single Floor Socket Outlet 13A藏地單位電插座
-  13A Single Watertight Socket Outlet 13A單位防水電插座
-  TV/FM Outlet 電視及電台接收插座
-  Telephone Outlet 電話插座
-  Floor TV/FM Outlet 藏地電視及電台接收插座
-  Floor Telephone Outlet 藏地電話插座
-  Door Bell Push Button 門鈴按鈕
-  Door Bell 門鈴
-  Door Phone 對講機
-  M.C.B. Board 總電掣箱
-  Lamp Holder 燈位
-  Downlight 天花燈
-  Garden Lamp 花園燈
-  Wall Mounted Lamp for Garden 花園牆身燈
-  Roof Floor Lamp 天台地燈
-  Wall Lamp 牆燈
-  Strip Light 燈帶
-  Light Trough 燈槽
-  Town Gas Water Heater 煤氣熱水爐
-  Town Gas Meter 煤氣錶
-  Indoor Air-Conditioner 室內空調機
-  Concealed Type Indoor Air-Conditioner 暗藏式室內空調機
-  Cassette Type Indoor Air-Conditioner 卡式室內空調機
-  Washing Machine Connection Point (Water Outlet) 洗衣機接駁點(去水位)
-  Washing Machine Connection Point (Water Inlet) 洗衣機接駁點(來水位)
-  Door Release Sensor 開燈感應器
-  Power Bar 拖板

Mechanical & Electrical Provisions Plan 機電裝置平面圖

Tower 25 座 2/F - 3/F 2樓-3樓

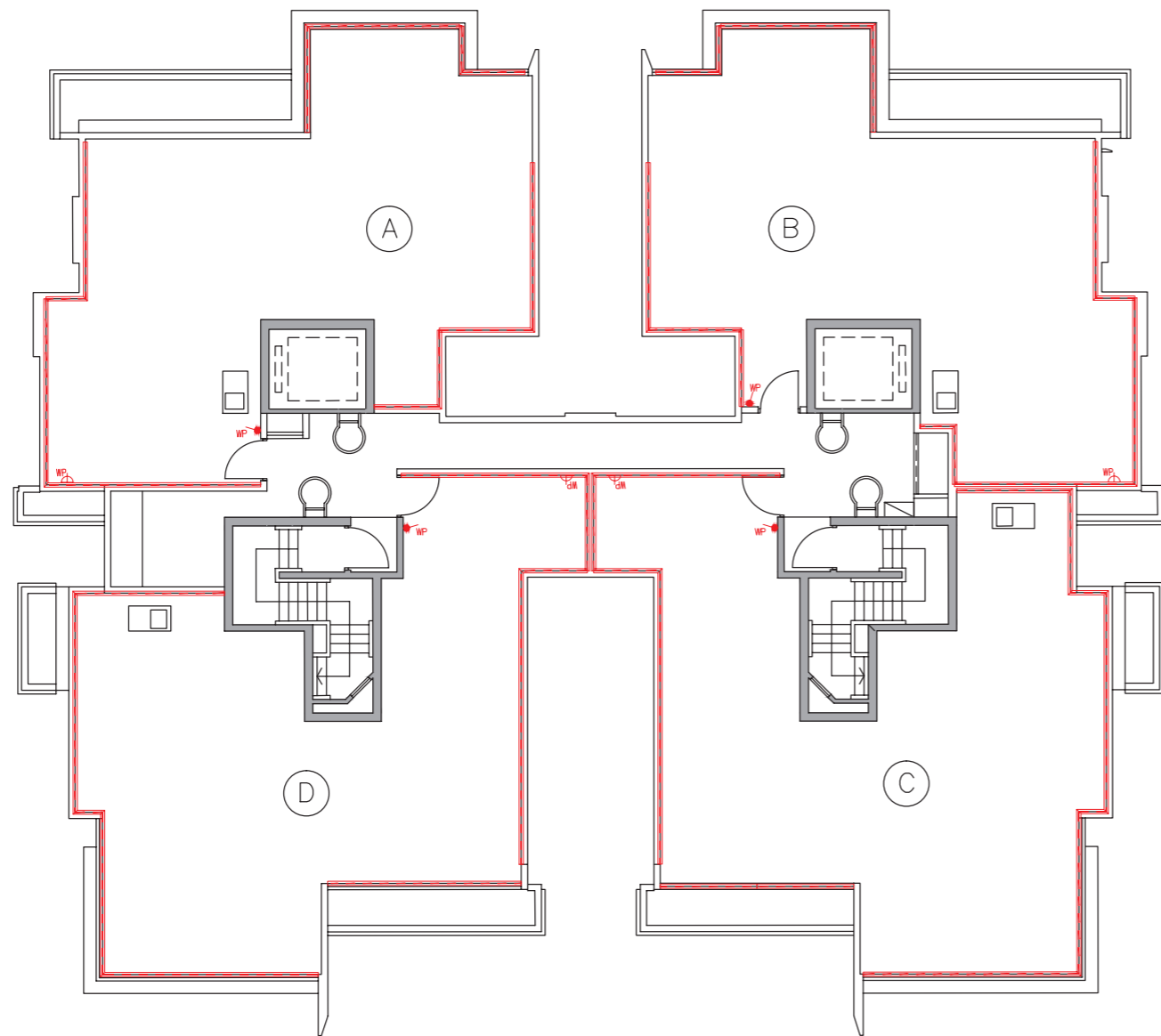
Legend 圖例

-  1-gang 1-way Lighting Switch 單位燈掣
-  2-gang 1-way Lighting Switch 雙位燈掣
-  3-gang 1-way Lighting Switch 三位燈掣
-  1-gang 2-way Lighting Switch 單位二路燈掣
-  2-gang 2-way Lighting Switch 雙位二路燈掣
-  3-gang 2-way Lighting Switch 三位二路燈掣
-  1-gang 1-way Watertight Lighting Switch 單位防水燈掣
-  1-gang 2-way Watertight Lighting Switch 單位二路防水燈掣
-  Switch for Exhaust Fan 抽氣扇開關掣
-  Switch for Water Heater 熱水爐開關掣
-  Switch for Oven 焗爐開關掣
-  Switch for Indoor Air-Conditioner 室內空調機接線位
-  Isolator for Outdoor Air-Conditioner 室外空調機開關掣
-  Town Gas Water Heater Remote Controller 煤氣熱水爐溫度控制掣
-  13A Single Socket Outlet 13A單位電插座
-  13A Twin Socket Outlet 13A雙位電插座
-  13A Single Floor Socket Outlet 13A藏地單位電插座
-  13A Single Watertight Socket Outlet 13A單位防水電插座
-  TV/FM Outlet 電視及電台接收插座
-  Telephone Outlet 電話插座
-  Floor TV/FM Outlet 藏地電視及電台接收插座
-  Floor Telephone Outlet 藏地電話插座
-  Door Bell Push Button 門鈴按鈕
-  Door Bell 門鈴
-  Door Phone 對講機
-  M.C.B. Board 總電掣箱
-  Lamp Holder 燈位
-  Downlight 天花燈
-  Garden Lamp 花園燈
-  Wall Mounted Lamp for Garden 花園牆身燈
-  Roof Floor Lamp 天台地燈
-  Wall Lamp 牆燈
-  Strip Light 燈帶
-  Light Trough 燈槽
-  Town Gas Water Heater 煤氣熱水爐
-  Town Gas Meter 煤氣錶
-  Indoor Air-Conditioner 室內空調機
-  Concealed Type Indoor Air-Conditioner 暗藏式室內空調機
-  Cassette Type Indoor Air-Conditioner 卡式室內空調機
-  Washing Machine Connection Point (Water Outlet) 洗衣機接駁點(去水位)
-  Washing Machine Connection Point (Water Inlet) 洗衣機接駁點(來水位)
-  Door Release Sensor 開燈感應器
-  Power Bar 拖板



Mechanical & Electrical Provisions Plan 機電裝置平面圖

Tower 25 座 Roof 天台



Legend 圖例

- 1-gang 1-way Lighting Switch 單位燈掣
- 2-gang 1-way Lighting Switch 雙位燈掣
- 3-gang 1-way Lighting Switch 三位燈掣
- 1-gang 2-way Lighting Switch 單位二路燈掣
- 2-gang 2-way Lighting Switch 雙位二路燈掣
- 3-gang 2-way Lighting Switch 三位二路燈掣
- 1-gang 1-way Watertight Lighting Switch 單位防水燈掣
- 1-gang 2-way Watertight Lighting Switch 單位二路防水燈掣
- Switch for Exhaust Fan 抽氣扇開關掣
- Switch for Water Heater 熱水爐開關掣
- Switch for Oven 焗爐開關掣
- Switch for Indoor Air-Conditioner 室內空調機接線位
- Isolator for Outdoor Air-Conditioner 室外空調機開關掣
- Town Gas Water Heater Remote Controller 煤氣熱水爐溫度控制掣
- 13A Single Socket Outlet 13A單位電插座
- 13A Twin Socket Outlet 13A雙位電插座
- 13A Single Floor Socket Outlet 13A藏地單位電插座
- 13A Single Watertight Socket Outlet 13A單位防水電插座
- TV/FM Outlet 電視及電台接收插座
- Telephone Outlet 電話插座
- Floor TV/FM Outlet 藏地電視及電台接收插座
- Floor Telephone Outlet 藏地電話插座
- Door Bell Push Button 門鈴按鈕
- Door Bell 門鈴
- Door Phone 對講機
- M.C.B. Board 總電掣箱
- Lamp Holder 燈位
- Downlight 天花燈
- Garden Lamp 花園燈
- Wall Mounted Lamp for Garden 花園牆身燈
- Roof Floor Lamp 天台地燈
- Wall Lamp 牆燈
- Strip Light 燈帶
- Light Trough 燈槽
- Town Gas Water Heater 煤氣熱水爐
- Town Gas Meter 煤氣錶
- Indoor Air-Conditioner 室內空調機
- Concealed Type Indoor Air-Conditioner 暗藏式室內空調機
- Cassette Type Indoor Air-Conditioner 卡式室內空調機
- Washing Machine Connection Point (Water Outlet) 洗衣機接駁點(去水位)
- Washing Machine Connection Point (Water Inlet) 洗衣機接駁點(來水位)
- Door Release Sensor 開燈感應器
- Power Bar 拖板

Mechanical & Electrical Provisions Plan 機電裝置平面圖

Block A 座 LG/F 地下低層

Remark :

In the description of residential property in a residential block, the prefix "G" means Garden Duplex unit and the numbering means the numbering of Garden Duplex unit of Block A, B, C, D, E or F (as the case may be). e.g. "G1" refers to Garden Duplex 1 of Block A, B, C, D, E or F (as the case may be).

備註：

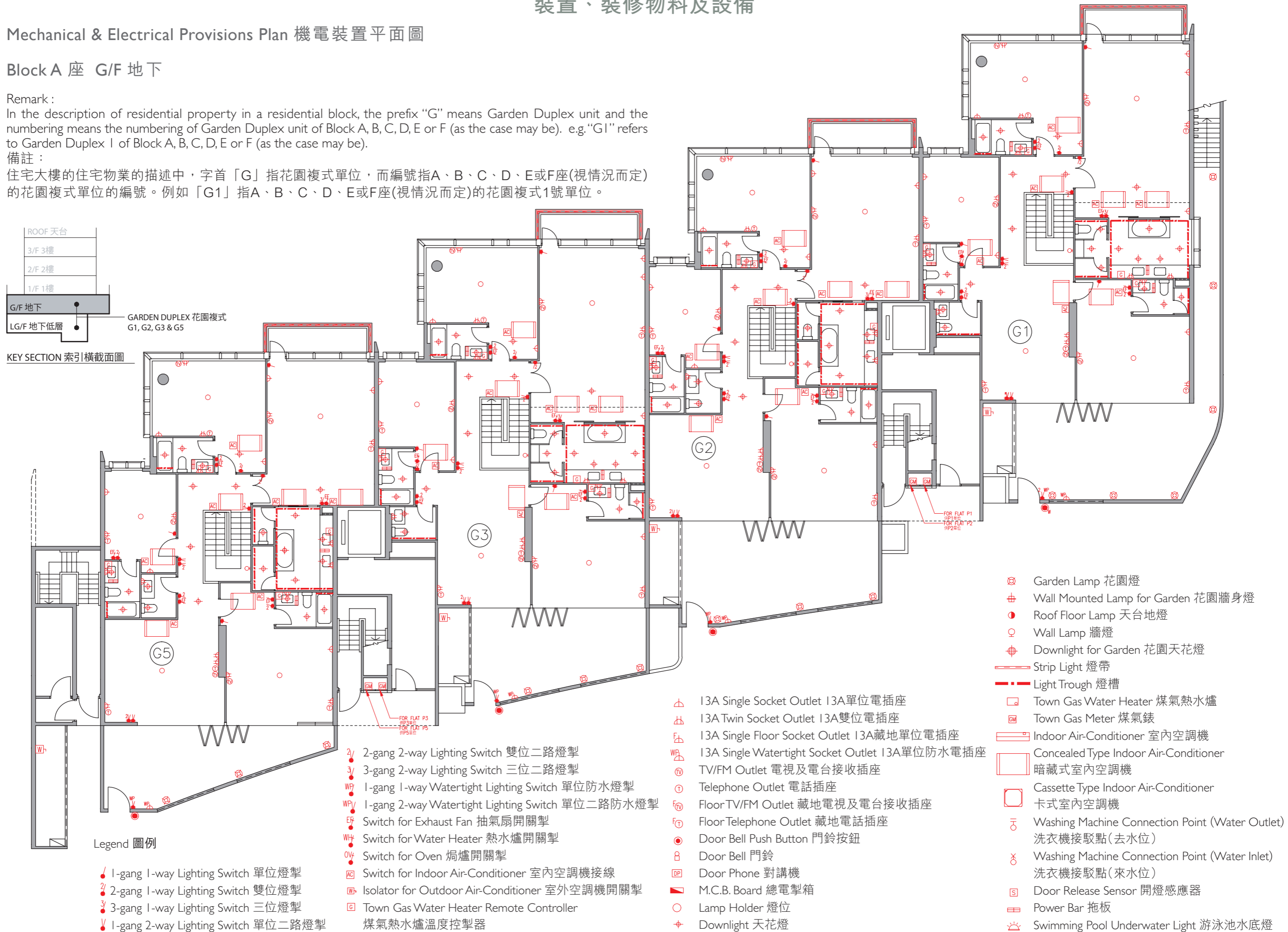
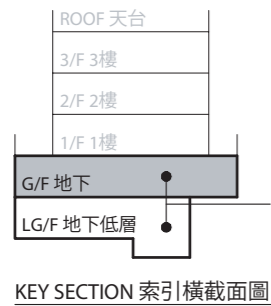
住宅大樓的住宅物業的描述中，字首「G」指花園複式單位，而編號指A、B、C、D、E或F座(視情況而定)的花園複式單位的編號。例如「G1」指A、B、C、D、E或F座(視情況而定)的花園複式1號單位。



Mechanical & Electrical Provisions Plan 機電裝置平面圖

Block A 座 G/F 地下

Remark :
In the description of residential property in a residential block, the prefix "G" means Garden Duplex unit and the numbering means the numbering of Garden Duplex unit of Block A, B, C, D, E or F (as the case may be). e.g. "G1" refers to Garden Duplex 1 of Block A, B, C, D, E or F (as the case may be).
備註：
住宅大樓的住宅物業的描述中，字首「G」指花園複式單位，而編號指A、B、C、D、E或F座(視情況而定)的花園複式單位的編號。例如「G1」指A、B、C、D、E或F座(視情況而定)的花園複式1號單位。



Legend 圖例

- 1-gang 1-way Lighting Switch 單位燈掣
- 2-gang 1-way Lighting Switch 雙位燈掣
- 3-gang 1-way Lighting Switch 三位燈掣
- 1-gang 2-way Lighting Switch 單位二路燈掣

- 2/ 2-gang 2-way Lighting Switch 雙位二路燈掣
- 3/ 3-gang 2-way Lighting Switch 三位二路燈掣
- WP 1-gang 1-way Watertight Lighting Switch 單位防水燈掣
- WP/ 1-gang 2-way Watertight Lighting Switch 單位二路防水燈掣
- EF Switch for Exhaust Fan 抽氣扇開關掣
- WH Switch for Water Heater 熱水爐開關掣
- OV Switch for Oven 焗爐開關掣
- AC Switch for Indoor Air-Conditioner 室內空調機接線
- WA Isolator for Outdoor Air-Conditioner 室外空調機開關掣
- G Town Gas Water Heater Remote Controller 煤氣熱水爐溫度控制器

- 13A Single Socket Outlet 13A單位電插座
- 13A Twin Socket Outlet 13A雙位電插座
- 13A Single Floor Socket Outlet 13A藏地單位電插座
- 13A Single Watertight Socket Outlet 13A單位防水電插座
- TV/FM Outlet 電視及電台接收插座
- Telephone Outlet 電話插座
- Floor TV/FM Outlet 藏地電視及電台接收插座
- Floor Telephone Outlet 藏地電話插座
- Door Bell Push Button 門鈴按鈕
- Door Bell 門鈴
- Door Phone 對講機
- M.C.B. Board 總電掣箱
- Lamp Holder 燈位
- Downlight 天花燈

- Garden Lamp 花園燈
- Wall Mounted Lamp for Garden 花園牆身燈
- Roof Floor Lamp 天台地燈
- Wall Lamp 牆燈
- Downlight for Garden 花園天花燈
- Strip Light 燈帶
- Light Trough 燈槽
- Town Gas Water Heater 煤氣熱水爐
- Town Gas Meter 煤氣錶
- Indoor Air-Conditioner 室內空調機
- Concealed Type Indoor Air-Conditioner 暗藏式室內空調機
- Cassette Type Indoor Air-Conditioner 卡式室內空調機
- Washing Machine Connection Point (Water Outlet) 洗衣機接駁點(去水位)
- Washing Machine Connection Point (Water Inlet) 洗衣機接駁點(來水位)
- Door Release Sensor 開燈感應器
- Power Bar 拖板
- Swimming Pool Underwater Light 游泳池水底燈

Mechanical & Electrical Provisions Plan 機電裝置平面圖

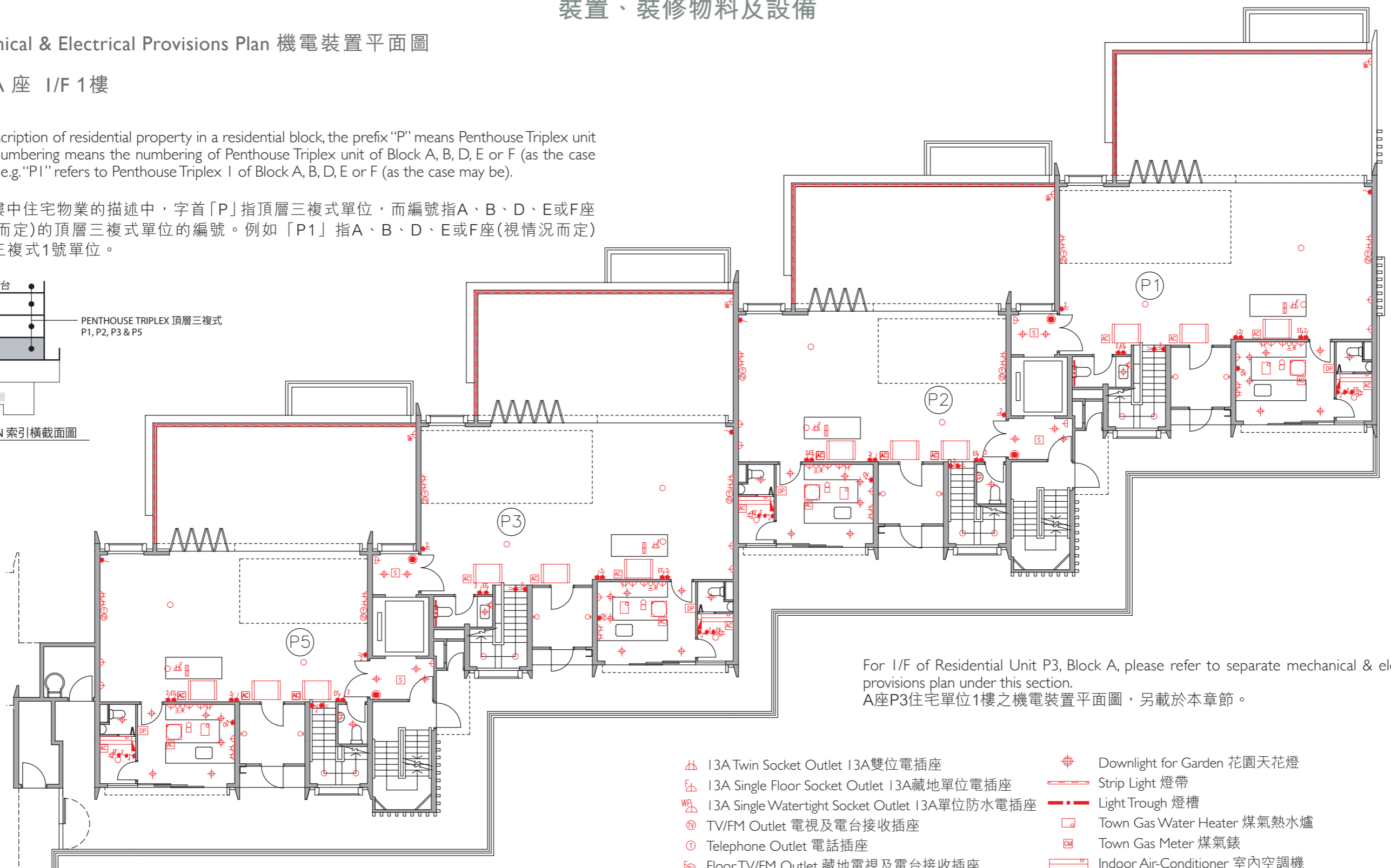
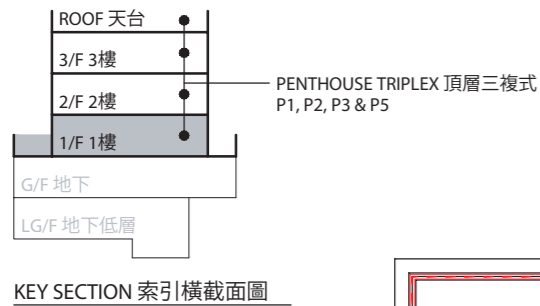
Block A 座 1/F 1樓

Remark :

In the description of residential property in a residential block, the prefix "P" means Penthouse Triplex unit and the numbering means the numbering of Penthouse Triplex unit of Block A, B, D, E or F (as the case may be). e.g. "P1" refers to Penthouse Triplex 1 of Block A, B, D, E or F (as the case may be).

備註 :

住宅大樓中住宅物業的描述中，字首「P」指頂層三複式單位，而編號指A、B、D、E或F座(視情況而定)的頂層三複式單位的編號。例如「P1」指A、B、D、E或F座(視情況而定)的頂層三複式1號單位。



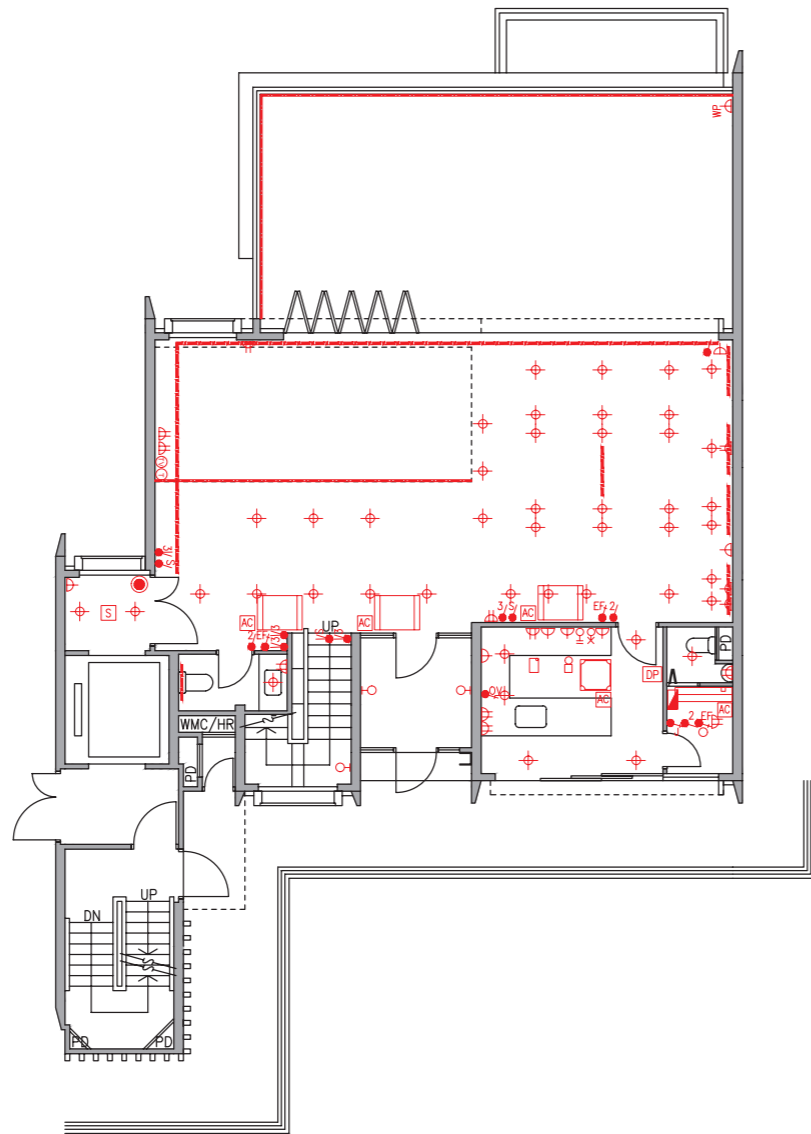
For 1/F of Residential Unit P3, Block A, please refer to separate mechanical & electrical provisions plan under this section.
A座P3住宅單位1樓之機電裝置平面圖，另載於本章節。

Legend 圖例

- | | | | |
|--|---|---|---|
| <ul style="list-style-type: none"> 1-gang 1-way Lighting Switch 單位燈掣 2-gang 1-way Lighting Switch 雙位燈掣 3-gang 1-way Lighting Switch 三位燈掣 1-gang 2-way Lighting Switch 單位二路燈掣 2-gang 2-way Lighting Switch 雙位二路燈掣 3-gang 2-way Lighting Switch 三位二路燈掣 1-gang 1-way Watertight Lighting Switch 單位防水燈掣 1-gang 2-way Watertight Lighting Switch 單位二路防水燈掣 | <ul style="list-style-type: none"> Switch for Exhaust Fan 抽氣扇開關掣 Switch for Water Heater 熱水爐開關掣 Switch for Oven 焗爐開關掣 Switch for Indoor Air-Conditioner 室內空調機接線 Isolator for Outdoor Air-Conditioner 室外空調機開關掣 Town Gas Water Heater Remote Controller 煤氣熱水爐溫度控制掣 13A Single Socket Outlet 13A單位電插座 | <ul style="list-style-type: none"> 13A Twin Socket Outlet 13A雙位電插座 13A Single Floor Socket Outlet 13A藏地單位電插座 13A Single Watertight Socket Outlet 13A單位防水電插座 TV/FM Outlet 電視及電台接收插座 Telephone Outlet 電話插座 Floor TV/FM Outlet 藏地電視及電台接收插座 Floor Telephone Outlet 藏地電話插座 Door Bell Push Button 門鈴按鈕 Door Bell 門鈴 Door Phone 對講機 M.C.B. Board 總電掣箱 Lamp Holder 燈位 Downlight 天花燈 Garden Lamp 花園燈 Wall Mounted Lamp for Garden 花園牆身燈 Roof Floor Lamp 天台地燈 Wall Lamp 牆燈 | <ul style="list-style-type: none"> Downlight for Garden 花園天花燈 Strip Light 燈帶 Light Trough 燈槽 Town Gas Water Heater 煤氣熱水爐 Town Gas Meter 煤氣錶 Indoor Air-Conditioner 室內空調機 Concealed Type Indoor Air-Conditioner 暗藏式室內空調機 Cassette Type Indoor Air-Conditioner 卡式室內空調機 Washing Machine Connection Point (Water Outlet) 洗衣機接駁點(去水位) Washing Machine Connection Point (Water Inlet) 洗衣機接駁點(來水位) Door Release Sensor 開燈感應器 Power Bar 拖板 Swimming Pool Underwater Light 游泳池水底燈 |
|--|---|---|---|

Mechanical & Electrical Provisions Plan 機電裝置平面圖

Block A 座 1/F 1樓

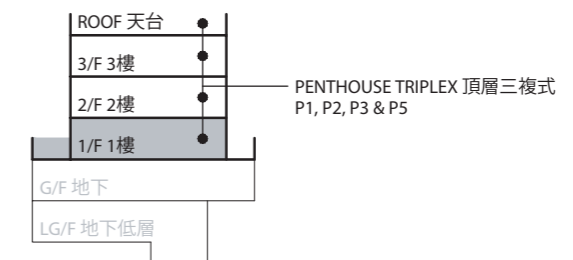


Remark :

In the description of residential property in a residential block, the prefix "P" means Penthouse Triplex unit and the numbering means the numbering of Penthouse Triplex unit of Block A, B, D, E or F (as the case may be). e.g. "P1" refers to Penthouse Triplex 1 of Block A, B, D, E or F (as the case may be).

備註：

住宅大樓中住宅物業的描述中，字首「P」指頂層三複式單位，而編號指A、B、D、E或F座(視情況而定)的頂層三複式單位的編號。例如「P1」指A、B、D、E或F座(視情況而定)的頂層三複式1號單位。



KEY SECTION 索引橫截面圖

Legend 圖例

- 1 1-gang 1-way Lighting Switch 單位燈掣
- 2 2-gang 1-way Lighting Switch 雙位燈掣
- 3 3-gang 1-way Lighting Switch 三位燈掣
- 1 1-gang 2-way Lighting Switch 單位二路燈掣
- 2 2-gang 2-way Lighting Switch 雙位二路燈掣
- 3 3-gang 2-way Lighting Switch 三位二路燈掣
- WP 1-gang 1-way Watertight Lighting Switch 單位防水燈掣
- WPV 1-gang 2-way Watertight Lighting Switch 單位二路防水燈掣
- EF Switch for Exhaust Fan 抽氣扇開關掣
- WH Switch for Water Heater 熱水爐開關掣
- OV Switch for Oven 焗爐開關掣
- AC Switch for Indoor Air-Conditioner 室內空調機接線位
- AO Isolator for Outdoor Air-Conditioner 室外空調機開關掣

- GW Town Gas Water Heater Remote Controller 煤氣熱水爐溫度控制掣
- 1 I3A Single Socket Outlet I3A單位電插座
- 2 I3A Twin Socket Outlet I3A雙位電插座
- 1 I3A Single Floor Socket Outlet I3A藏地單位電插座
- WP I3A Single Watertight Socket Outlet I3A單位防水電插座
- TV TV/FM Outlet 電視及電台接收插座
- 1 Telephone Outlet 電話插座
- 1 Floor TV/FM Outlet 藏地電視及電台接收插座
- 1 Floor Telephone Outlet 藏地電話插座
- DB Door Bell Push Button 門鈴按鈕
- DB Door Bell 門鈴
- DP Door Phone 對講機

- M.C.B. Board 總電掣箱
- Lamp Holder 燈位
- Downlight 天花燈
- Garden Lamp 花園燈
- Wall Mounted Lamp for Garden 花園牆身燈
- Roof Floor Lamp 天台地燈
- Wall Lamp 牆燈
- Downlight for Garden 花園天花燈
- Strip Light 燈帶
- Light Trough 燈槽
- Town Gas Water Heater 煤氣熱水爐
- Town Gas Meter 煤氣錶
- Indoor Air-Conditioner 室內空調機

- Pendant 吊燈
- Smart Switch 智能家居按鈕
- Concealed Type Indoor Air-Conditioner 暗藏式室內空調機
- Cassette Type Indoor Air-Conditioner 卡式室內空調機
- Washing Machine Connection Point (Water Outlet) 洗衣機接駁點(去水位)
- Washing Machine Connection Point (Water Inlet) 洗衣機接駁點(來水位)
- Door Release Sensor 開燈感應器
- Power Bar 拖板
- Swimming Pool Underwater Light 游泳池水底燈

This page left blank intentionally
本頁故意留白

Mechanical & Electrical Provisions Plan 機電裝置平面圖

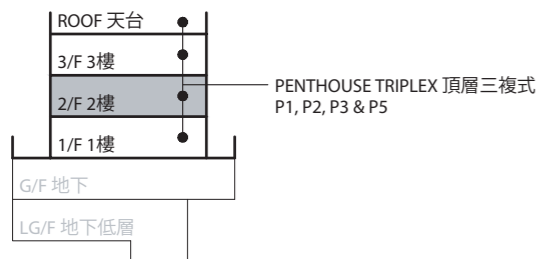
Block A 座 2/F 2樓

Remark :

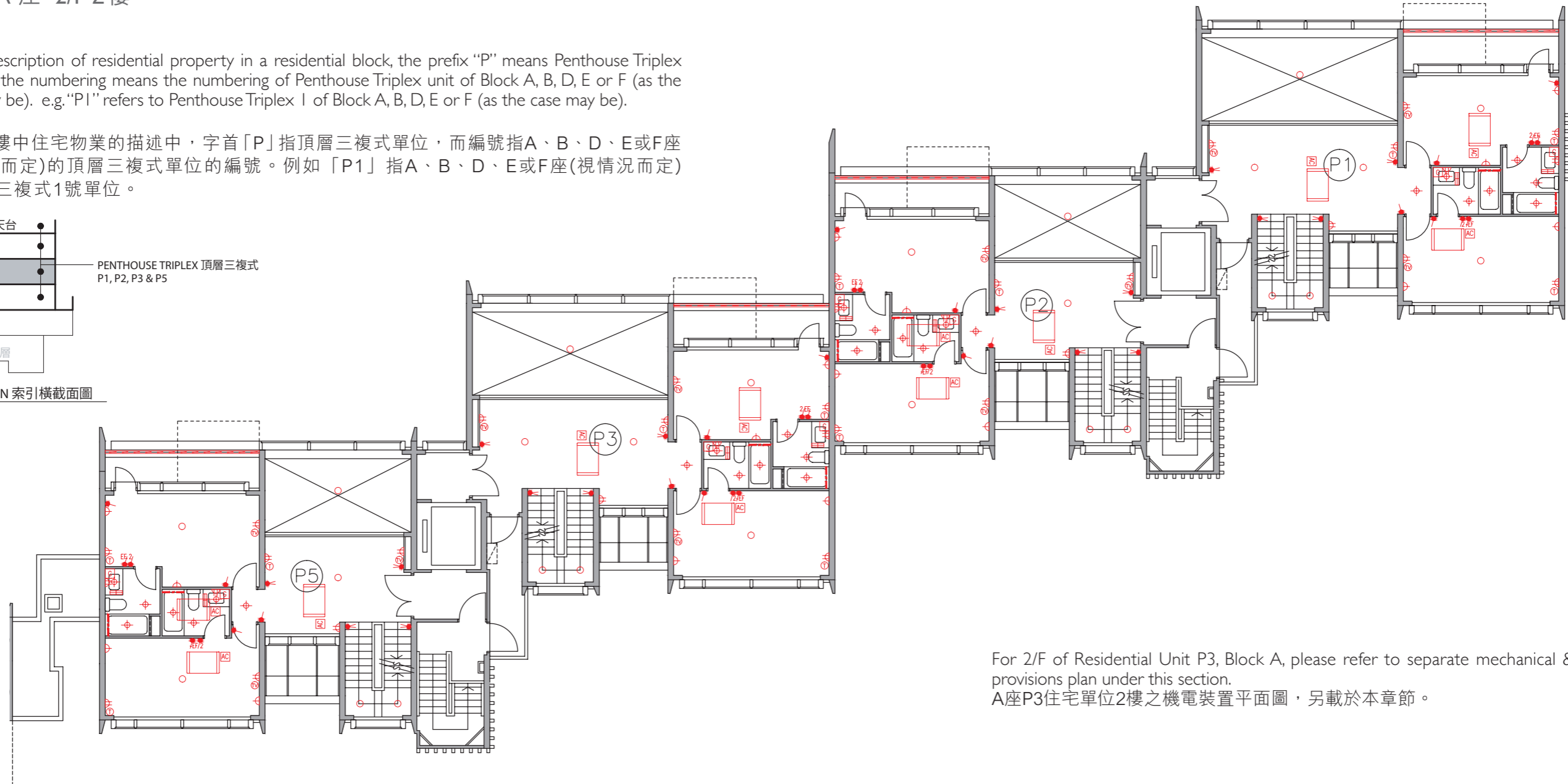
In the description of residential property in a residential block, the prefix "P" means Penthouse Triplex unit and the numbering means the numbering of Penthouse Triplex unit of Block A, B, D, E or F (as the case may be). e.g. "P1" refers to Penthouse Triplex 1 of Block A, B, D, E or F (as the case may be).

備註 :

住宅大樓中住宅物業的描述中，字首「P」指頂層三複式單位，而編號指A、B、D、E或F座(視情況而定)的頂層三複式單位的編號。例如「P1」指A、B、D、E或F座(視情況而定)的頂層三複式1號單位。



KEY SECTION 索引橫截面圖



For 2/F of Residential Unit P3, Block A, please refer to separate mechanical & electrical provisions plan under this section.
A座P3住宅單位2樓之機電裝置平面圖，另載於本章節。

Legend 圖例

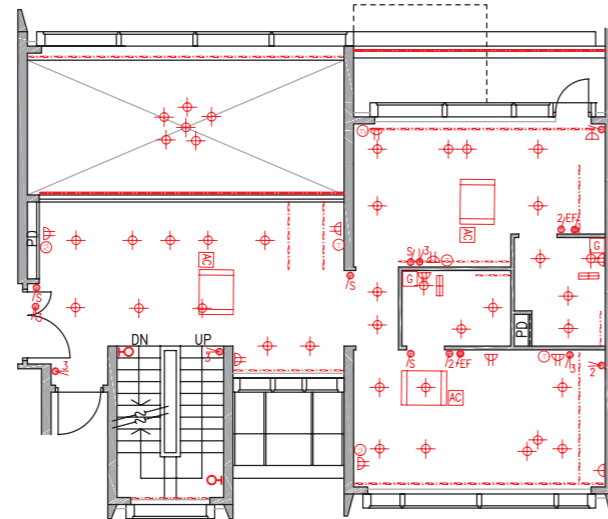
- | | | | |
|---|---|---|---|
| <ul style="list-style-type: none"> 1-gang 1-way Lighting Switch 單位燈掣 2-gang 1-way Lighting Switch 雙位燈掣 3-gang 1-way Lighting Switch 三位燈掣 1-gang 2-way Lighting Switch 單位二路燈掣 2-gang 2-way Lighting Switch 雙位二路燈掣 3-gang 2-way Lighting Switch 三位二路燈掣 1-gang 1-way Watertight Lighting Switch 單位防水燈掣 1-gang 2-way Watertight Lighting Switch 單位二路防水燈掣 Switch for Exhaust Fan 抽氣扇開關掣 Switch for Water Heater 熱水爐開關掣 Switch for Oven 焗爐開關掣 Switch for Indoor Air-Conditioner 室內空調機接線位 Isolator for Outdoor Air-Conditioner 室外空調機開關掣 | <ul style="list-style-type: none"> Town Gas Water Heater Remote Controller 煤氣熱水爐溫度控制器 13A Single Socket Outlet 13A單位電插座 13A Twin Socket Outlet 13A雙位電插座 13A Single Floor Socket Outlet 13A藏地單位電插座 13A Single Watertight Socket Outlet 13A單位防水電插座 TV/FM Outlet 電視及電台接收插座 Telephone Outlet 電話插座 Floor TV/FM Outlet 藏地電視及電台接收插座 Floor Telephone Outlet 藏地電話插座 Door Bell Push Button 門鈴按鈕 Door Bell 門鈴 Door Phone 對講機 | <ul style="list-style-type: none"> M.C.B. Board 總電掣箱 Lamp Holder 燈位 Downlight 天花燈 Garden Lamp 花園燈 Wall Mounted Lamp for Garden 花園牆身燈 Roof Floor Lamp 天台地燈 Wall Lamp 牆燈 Downlight for Garden 花園天花燈 Strip Light 燈帶 Light Trough 燈槽 Town Gas Water Heater 煤氣熱水爐 Town Gas Meter 煤氣錶 Indoor Air-Conditioner 室內空調機 | <ul style="list-style-type: none"> Concealed Type Indoor Air-Conditioner 暗藏式室內空調機 Cassette Type Indoor Air-Conditioner 卡式室內空調機 Washing Machine Connection Point (Water Outlet) 洗衣機接駁點(去水位) Washing Machine Connection Point (Water Inlet) 洗衣機接駁點(來水位) Door Release Sensor 開燈感應器 Power Bar 拖板 Swimming Pool Underwater Light 游泳池水底燈 |
|---|---|---|---|

Fittings, finishes and appliances

裝置、裝修物料及設備

Mechanical & Electrical Provisions Plan 機電裝置平面圖

Block A 座 2/F 2樓

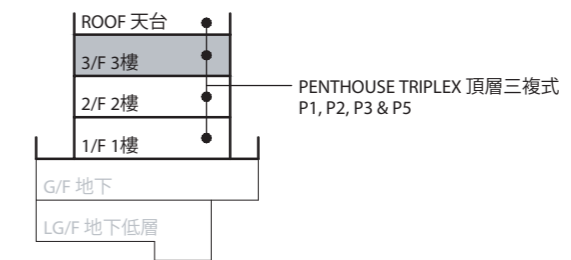


Remark :

In the description of residential property in a residential block, the prefix "P" means Penthouse Triplex unit and the numbering means the numbering of Penthouse Triplex unit of Block A, B, D, E or F (as the case may be). e.g. "P1" refers to Penthouse Triplex 1 of Block A, B, D, E or F (as the case may be).

備註：

住宅大樓中住宅物業的描述中，字首「P」指頂層三複式單位，而編號指A、B、D、E或F座(視情況而定)的頂層三複式單位的編號。例如「P1」指A、B、D、E或F座(視情況而定)的頂層三複式1號單位。



KEY SECTION 索引橫截面圖

Legend 圖例

- | | | | |
|---|---|---|---|
| <ul style="list-style-type: none"> 1-gang 1-way Lighting Switch 單位燈掣 2-gang 1-way Lighting Switch 雙位燈掣 3-gang 1-way Lighting Switch 三位燈掣 1-gang 2-way Lighting Switch 單位二路燈掣 2-gang 2-way Lighting Switch 雙位二路燈掣 3-gang 2-way Lighting Switch 三位二路燈掣 1-gang 1-way Watertight Lighting Switch 單位防水燈掣 1-gang 2-way Watertight Lighting Switch 單位二路防水燈掣 Switch for Exhaust Fan 抽氣扇開關掣 Switch for Water Heater 熱水爐開關掣 Switch for Oven 焗爐開關掣 Switch for Indoor Air-Conditioner 室內空調機接線位 Isolator for Outdoor Air-Conditioner 室外空調機開關掣 | <ul style="list-style-type: none"> Town Gas Water Heater Remote Controller 煤氣熱水爐溫度控制器 13A Single Socket Outlet 13A單位電插座 13A Twin Socket Outlet 13A雙位電插座 13A Single Floor Socket Outlet 13A藏地單位電插座 13A Single Watertight Socket Outlet 13A單位防水電插座 TV/FM Outlet 電視及電台接收插座 Telephone Outlet 電話插座 Floor TV/FM Outlet 藏地電視及電台接收插座 Floor Telephone Outlet 藏地電話插座 Door Bell Push Button 門鈴按鈕 Door Bell 門鈴 Door Phone 對講機 | <ul style="list-style-type: none"> M.C.B. Board 總電掣箱 Lamp Holder 燈位 Downlight 天花燈 Garden Lamp 花園燈 Wall Mounted Lamp for Garden 花園牆身燈 Roof Floor Lamp 天台地燈 Wall Lamp 牆燈 Downlight for Garden 花園天花燈 Strip Light 燈帶 Light Trough 燈槽 Town Gas Water Heater 煤氣熱水爐 Town Gas Meter 煤氣錶 Indoor Air-Conditioner 室內空調機 | <ul style="list-style-type: none"> Concealed Type Indoor Air-Conditioner 暗藏式室內空調機 Cassette Type Indoor Air-Conditioner 卡式室內空調機 Washing Machine Connection Point (Water Outlet) 洗衣機接駁點(去水位) Washing Machine Connection Point (Water Inlet) 洗衣機接駁點(來水位) Door Release Sensor 開燈感應器 Power Bar 拖板 Swimming Pool Underwater Light 游泳池水底燈 |
|---|---|---|---|

This page left blank intentionally
本頁故意留白

Mechanical & Electrical Provisions Plan 機電裝置平面圖

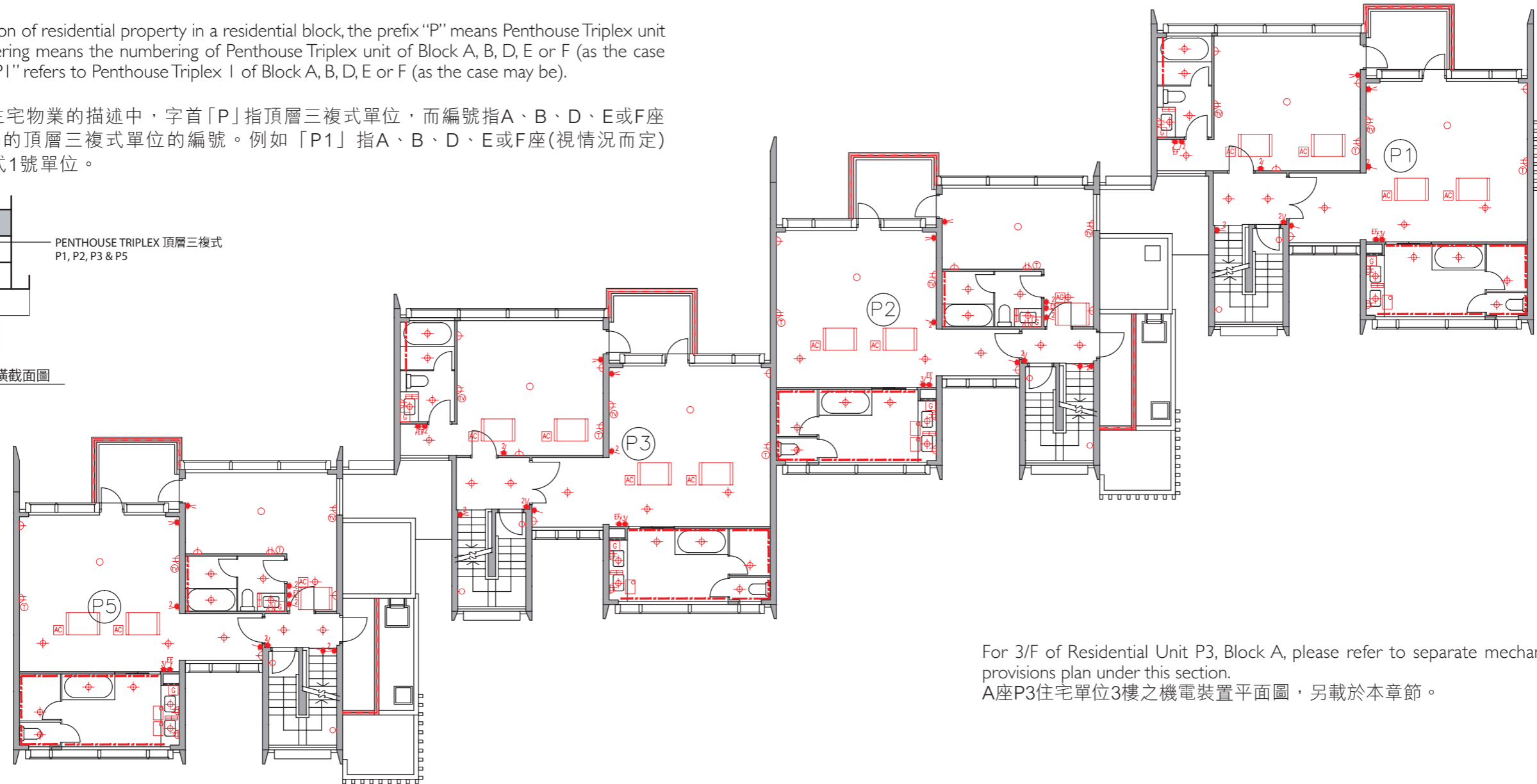
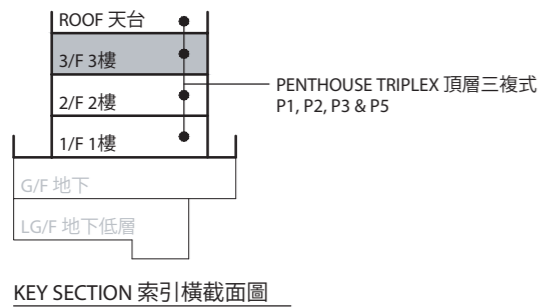
Block A 座 3/F 3樓

Remark :

In the description of residential property in a residential block, the prefix "P" means Penthouse Triplex unit and the numbering means the numbering of Penthouse Triplex unit of Block A, B, D, E or F (as the case may be). e.g. "P1" refers to Penthouse Triplex 1 of Block A, B, D, E or F (as the case may be).

備註：

住宅大樓中住宅物業的描述中，字首「P」指頂層三複式單位，而編號指A、B、D、E或F座(視情況而定)的頂層三複式單位的編號。例如「P1」指A、B、D、E或F座(視情況而定)的頂層三複式1號單位。



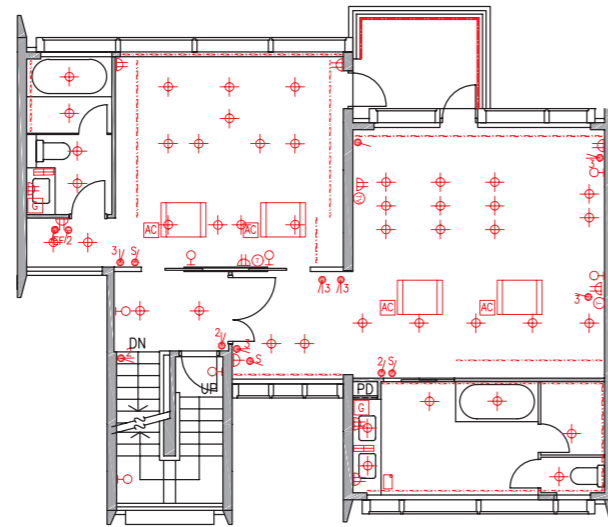
For 3/F of Residential Unit P3, Block A, please refer to separate mechanical & electrical provisions plan under this section.
A座P3住宅單位3樓之機電裝置平面圖，另載於本章節。

Legend 圖例

- | | | | |
|---|--|---|---|
| <ul style="list-style-type: none"> 1 1-gang 1-way Lighting Switch 單位燈掣 2 2-gang 1-way Lighting Switch 雙位燈掣 3 3-gang 1-way Lighting Switch 三位燈掣 1 1-gang 2-way Lighting Switch 單位二路燈掣 2 2-gang 2-way Lighting Switch 雙位二路燈掣 3 3-gang 2-way Lighting Switch 三位二路燈掣 WP 1-gang 1-way Watertight Lighting Switch 單位防水燈掣 WPV 1-gang 2-way Watertight Lighting Switch 單位二路防水燈掣 EF Switch for Exhaust Fan 抽氣扇開關掣 WH Switch for Water Heater 熱水爐開關掣 OV Switch for Oven 焗爐開關掣 AC Switch for Indoor Air-Conditioner 室內空調機接線位 OA Isolator for Outdoor Air-Conditioner 室外空調機開關掣 | <ul style="list-style-type: none"> Town Gas Water Heater Remote Controller 煤氣熱水爐溫度控制器 I3A Single Socket Outlet I3A單位電插座 I3A Twin Socket Outlet I3A雙位電插座 I3A Single Floor Socket Outlet I3A藏地單位電插座 WP I3A Single Watertight Socket Outlet I3A單位防水電插座 TV/FM Outlet 電視及電台接收插座 Telephone Outlet 電話插座 Floor TV/FM Outlet 藏地電視及電台接收插座 Floor Telephone Outlet 藏地電話插座 Door Bell Push Button 門鈴按鈕 Door Bell 門鈴 Door Phone 對講機 | <ul style="list-style-type: none"> M.C.B. Board 總電掣箱 Lamp Holder 燈位 Downlight 天花燈 Garden Lamp 花園燈 Wall Mounted Lamp for Garden 花園牆身燈 Roof Floor Lamp 天台地燈 Wall Lamp 牆燈 Downlight for Garden 花園天花燈 Strip Light 燈帶 Light Trough 燈槽 Town Gas Water Heater 煤氣熱水爐 Town Gas Meter 煤氣錶 Indoor Air-Conditioner 室內空調機 | <ul style="list-style-type: none"> Concealed Type Indoor Air-Conditioner 暗藏式室內空調機 Cassette Type Indoor Air-Conditioner 卡式室內空調機 Washing Machine Connection Point (Water Outlet) 洗衣機接駁點(去水位) Washing Machine Connection Point (Water Inlet) 洗衣機接駁點(來水位) Door Release Sensor 開燈感應器 Power Bar 拖板 Swimming Pool Underwater Light 游泳池水底燈 |
|---|--|---|---|

Mechanical & Electrical Provisions Plan 機電裝置平面圖

Block A 座 3/F 3樓

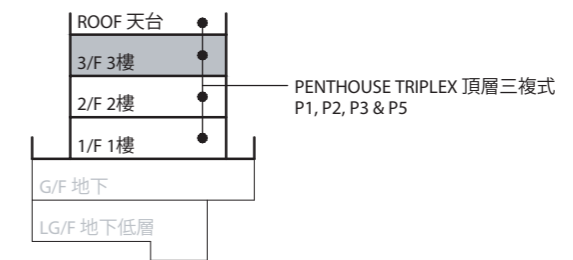


Remark :

In the description of residential property in a residential block, the prefix "P" means Penthouse Triplex unit and the numbering means the numbering of Penthouse Triplex unit of Block A, B, D, E or F (as the case may be). e.g. "P1" refers to Penthouse Triplex 1 of Block A, B, D, E or F (as the case may be).

備註：

住宅大樓中住宅物業的描述中，字首「P」指頂層三複式單位，而編號指A、B、D、E或F座(視情況而定)的頂層三複式單位的編號。例如「P1」指A、B、D、E或F座(視情況而定)的頂層三複式1號單位。



KEY SECTION 索引橫截面圖

Legend 圖例

- | | | | |
|---|---|---|---|
| <ul style="list-style-type: none"> 1-gang 1-way Lighting Switch 單位燈掣 2-gang 1-way Lighting Switch 雙位燈掣 3-gang 1-way Lighting Switch 三位燈掣 1-gang 2-way Lighting Switch 單位二路燈掣 2-gang 2-way Lighting Switch 雙位二路燈掣 3-gang 2-way Lighting Switch 三位二路燈掣 1-gang 1-way Watertight Lighting Switch 單位防水燈掣 1-gang 2-way Watertight Lighting Switch 單位二路防水燈掣 Switch for Exhaust Fan 抽氣扇開關掣 Switch for Water Heater 熱水爐開關掣 Switch for Oven 焗爐開關掣 Switch for Indoor Air-Conditioner 室內空調機接線位 Isolator for Outdoor Air-Conditioner 室外空調機開關掣 | <ul style="list-style-type: none"> Town Gas Water Heater Remote Controller 煤氣熱水爐溫度控制掣 13A Single Socket Outlet 13A單位電插座 13A Twin Socket Outlet 13A雙位電插座 13A Single Floor Socket Outlet 13A藏地單位電插座 13A Single Watertight Socket Outlet 13A單位防水電插座 TV/FM Outlet 電視及電台接收插座 Telephone Outlet 電話插座 Floor TV/FM Outlet 藏地電視及電台接收插座 Floor Telephone Outlet 藏地電話插座 Door Bell Push Button 門鈴按鈕 Door Bell 門鈴 Door Phone 對講機 | <ul style="list-style-type: none"> M.C.B. Board 總電掣箱 Lamp Holder 燈位 Downlight 天花燈 Garden Lamp 花園燈 Wall Mounted Lamp for Garden 花園牆身燈 Roof Floor Lamp 天台地燈 Wall Lamp 牆燈 Downlight for Garden 花園天花燈 Strip Light 燈帶 Light Trough 燈槽 Town Gas Water Heater 煤氣熱水爐 Town Gas Meter 煤氣錶 Indoor Air-Conditioner 室內空調機 | <ul style="list-style-type: none"> Concealed Type Indoor Air-Conditioner 暗藏式室內空調機 Cassette Type Indoor Air-Conditioner 卡式室內空調機 Washing Machine Connection Point (Water Outlet) 洗衣機接駁點(去水位) Washing Machine Connection Point (Water Inlet) 洗衣機接駁點(來水位) Door Release Sensor 開燈感應器 Power Bar 拖板 Swimming Pool Underwater Light 游泳池水底燈 |
|---|---|---|---|

This page left blank intentionally
本頁故意留白

Mechanical & Electrical Provisions Plan 機電裝置平面圖

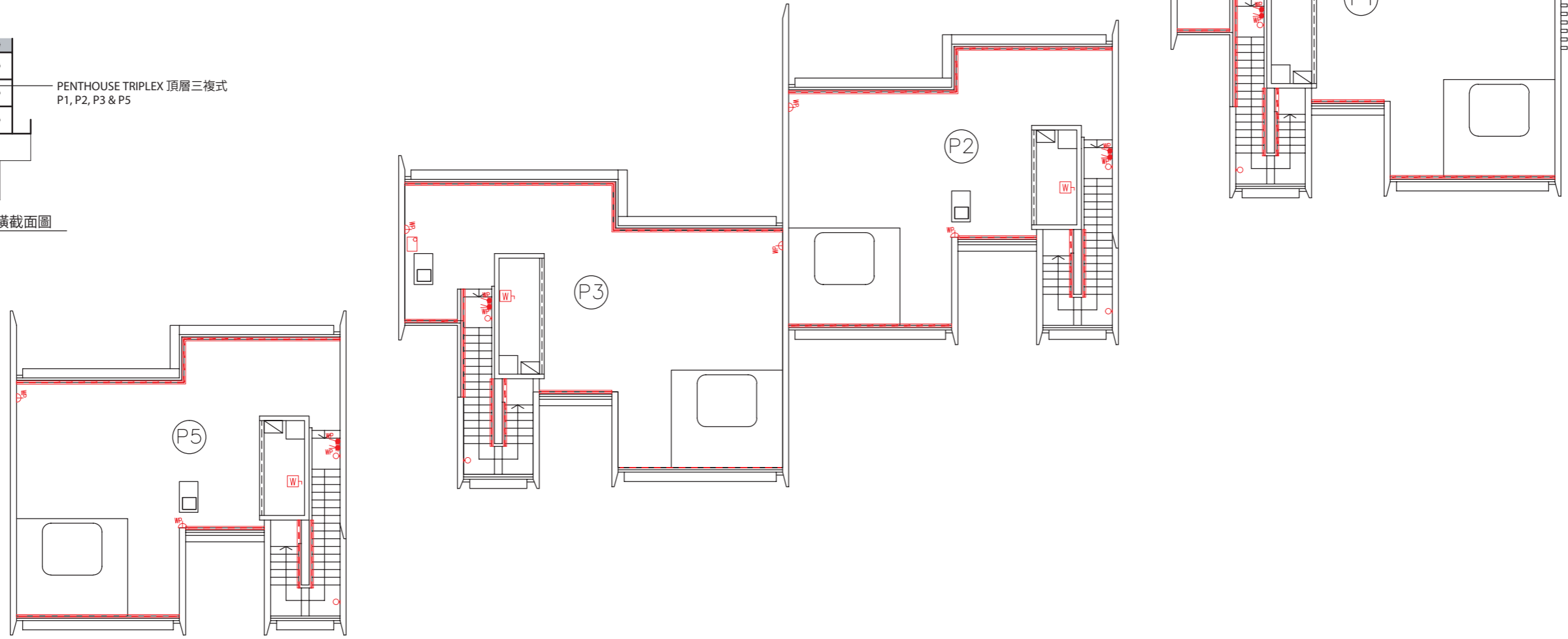
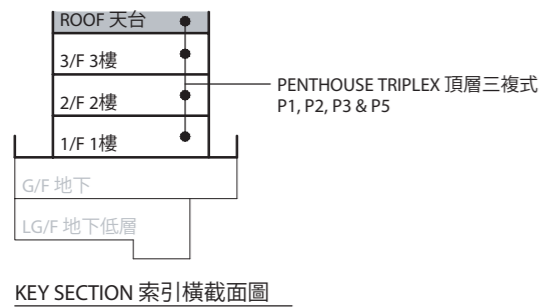
Block A 座 Roof 天台

Remark :

In the description of residential property in a residential block, the prefix "P" means Penthouse Triplex unit and the numbering means the numbering of Penthouse Triplex unit of Block A, B, D, E or F (as the case may be). e.g. "P1" refers to Penthouse Triplex 1 of Block A, B, D, E or F (as the case may be).

備註：

住宅大樓中住宅物業的描述中，字首「P」指頂層三複式單位，而編號指A、B、D、E或F座(視情況而定)的頂層三複式單位的編號。例如「P1」指A、B、D、E或F座(視情況而定)的頂層三複式1號單位。



Legend 圖例

- | | | | |
|---|---|---|---|
| <ul style="list-style-type: none"> 1-gang 1-way Lighting Switch 單位燈掣 2-gang 1-way Lighting Switch 雙位燈掣 3-gang 1-way Lighting Switch 三位燈掣 1-gang 2-way Lighting Switch 單位二路燈掣 2-gang 2-way Lighting Switch 雙位二路燈掣 3-gang 2-way Lighting Switch 三位二路燈掣 1-gang 1-way Watertight Lighting Switch 單位防水燈掣 1-gang 2-way Watertight Lighting Switch 單位二路防水燈掣 Switch for Exhaust Fan 抽氣扇開關掣 Switch for Water Heater 熱水爐開關掣 Switch for Oven 焗爐開關掣 Switch for Indoor Air-Conditioner 室內空調機接線位 Isolator for Outdoor Air-Conditioner 室外空調機開關掣 | <ul style="list-style-type: none"> Town Gas Water Heater Remote Controller 煤氣熱水爐溫度控制器 13A Single Socket Outlet 13A單位電插座 13A Twin Socket Outlet 13A雙位電插座 13A Single Floor Socket Outlet 13A藏地單位電插座 13A Single Watertight Socket Outlet 13A單位防水電插座 TV/FM Outlet 電視及電台接收插座 Telephone Outlet 電話插座 Floor TV/FM Outlet 藏地電視及電台接收插座 Floor Telephone Outlet 藏地電話插座 Door Bell Push Button 門鈴按鈕 Door Bell 門鈴 Door Phone 對講機 | <ul style="list-style-type: none"> M.C.B. Board 總電掣箱 Lamp Holder 燈位 Downlight 天花燈 Garden Lamp 花園燈 Wall Mounted Lamp for Garden 花園牆身燈 Roof Floor Lamp 天台地燈 Wall Lamp 牆燈 Downlight for Garden 花園天花燈 Strip Light 燈帶 Light Trough 燈槽 Town Gas Water Heater 煤氣熱水爐 Town Gas Meter 煤氣錶 Indoor Air-Conditioner 室內空調機 | <ul style="list-style-type: none"> Concealed Type Indoor Air-Conditioner 暗藏式室內空調機 Cassette Type Indoor Air-Conditioner 卡式室內空調機 Washing Machine Connection Point (Water Outlet) 洗衣機接駁點(去水位) Washing Machine Connection Point (Water Inlet) 洗衣機接駁點(來水位) Door Release Sensor 開燈感應器 Power Bar 拖板 Swimming Pool Underwater Light 游泳池水底燈 |
|---|---|---|---|

Mechanical & Electrical Provisions Plan 機電裝置平面圖

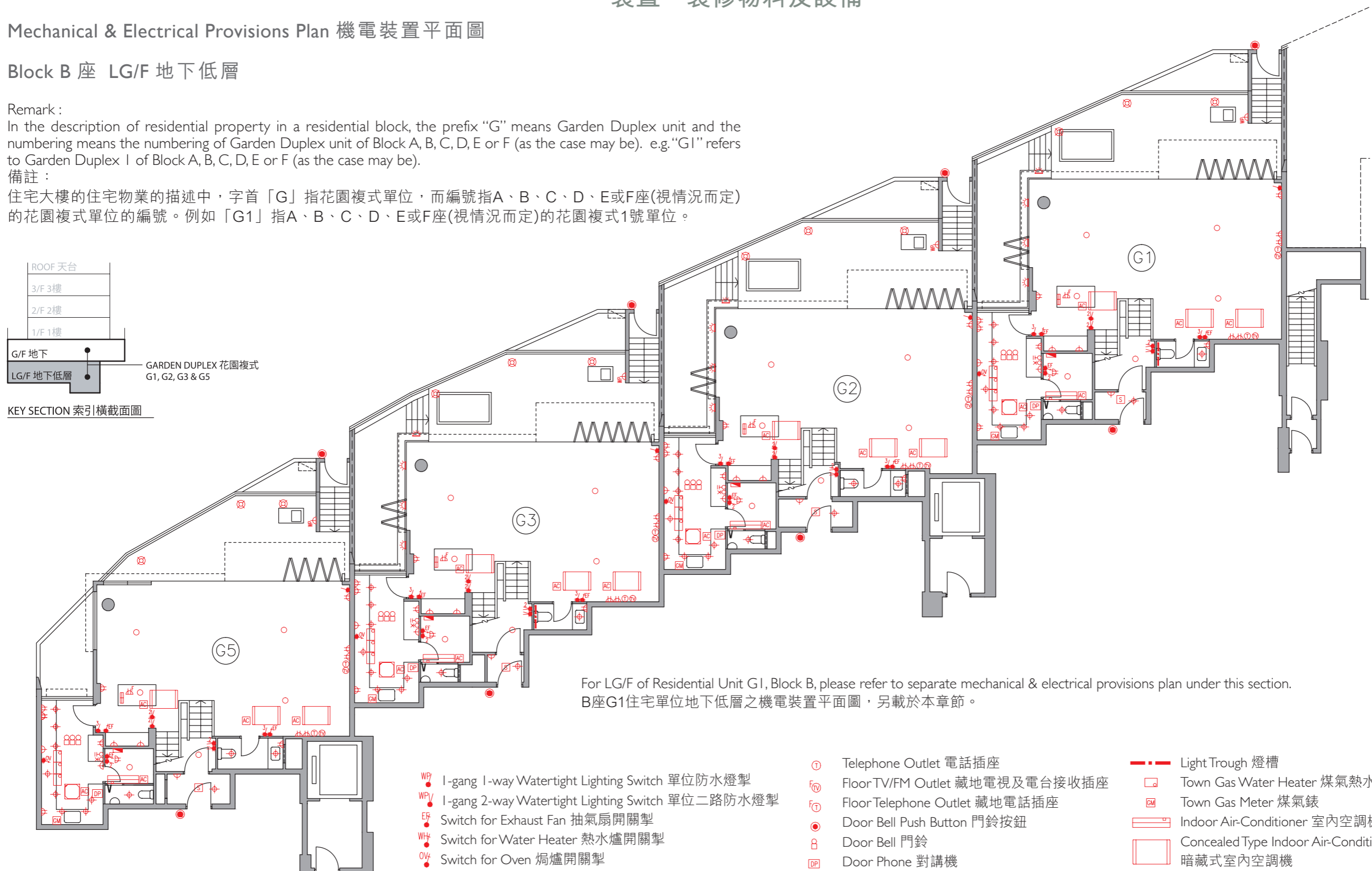
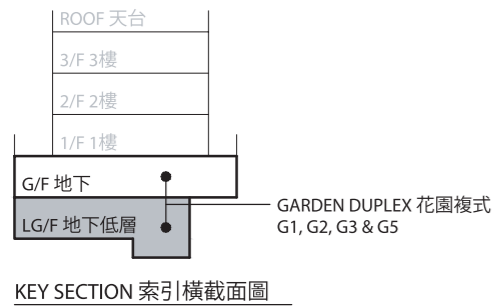
Block B 座 LG/F 地下低層

Remark :

In the description of residential property in a residential block, the prefix "G" means Garden Duplex unit and the numbering means the numbering of Garden Duplex unit of Block A, B, C, D, E or F (as the case may be). e.g. "G1" refers to Garden Duplex 1 of Block A, B, C, D, E or F (as the case may be).

備註：

住宅大樓的住宅物業的描述中，字首「G」指花園複式單位，而編號指A、B、C、D、E或F座(視情況而定)的花園複式單位的編號。例如「G1」指A、B、C、D、E或F座(視情況而定)的花園複式1號單位。



For LG/F of Residential Unit G1, Block B, please refer to separate mechanical & electrical provisions plan under this section.
B座G1住宅單位地下低層之機電裝置平面圖，另載於本章節。

Legend 圖例

- 1-gang 1-way Lighting Switch 單位燈掣
- 2-gang 1-way Lighting Switch 雙位燈掣
- 3-gang 1-way Lighting Switch 三位燈掣
- 1-gang 2-way Lighting Switch 單位二路燈掣
- 2-gang 2-way Lighting Switch 雙位二路燈掣
- 3-gang 2-way Lighting Switch 三位二路燈掣

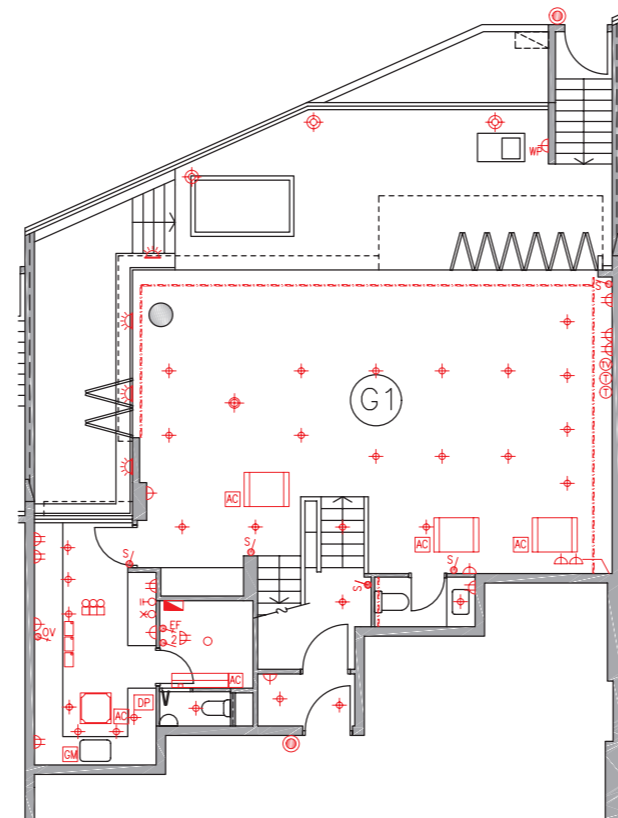
- WP 1-gang 1-way Watertight Lighting Switch 單位防水燈掣
- WPV 1-gang 2-way Watertight Lighting Switch 單位二路防水燈掣
- EF Switch for Exhaust Fan 抽氣扇開關掣
- WH Switch for Water Heater 熱水爐開關掣
- OV Switch for Oven 焗爐開關掣
- AC Switch for Indoor Air-Conditioner 室內空調機接線
- IO Isolator for Outdoor Air-Conditioner 室外空調機開關掣
- TG Town Gas Water Heater Remote Controller 煤氣熱水爐溫度控制器
- 13A 13A Single Socket Outlet 13A單位電插座
- 13A 13A Twin Socket Outlet 13A雙位電插座
- 13A 13A Single Floor Socket Outlet 13A藏地單位電插座
- WP 13A Single Watertight Socket Outlet 13A單位防水電插座
- TV/FM TV/FM Outlet 電視及電台接收插座

- Telephone Outlet 電話插座
- Floor TV/FM Outlet 藏地電視及電台接收插座
- Floor Telephone Outlet 藏地電話插座
- Door Bell Push Button 門鈴按鈕
- Door Bell 門鈴
- Door Phone 對講機
- M.C.B. Board 總電掣箱
- Lamp Holder 燈位
- Downlight 天花燈
- Garden Lamp 花園燈
- Wall Mounted Lamp for Garden 花園牆身燈
- Roof Floor Lamp 天台地燈
- Wall Lamp 牆燈
- Downlight for Garden 花園天花燈
- Strip Light 燈帶

- Light Trough 燈槽
- Town Gas Water Heater 煤氣熱水爐
- Town Gas Meter 煤氣錶
- Indoor Air-Conditioner 室內空調機
- Concealed Type Indoor Air-Conditioner 暗藏式室內空調機
- Cassette Type Indoor Air-Conditioner 卡式室內空調機
- Washing Machine Connection Point (Water Outlet) 洗衣機接駁點(去水位)
- Washing Machine Connection Point (Water Inlet) 洗衣機接駁點(來水位)
- Door Release Sensor 開燈感應器
- Power Bar 拖板
- Swimming Pool Underwater Light 游泳池水底燈

Mechanical & Electrical Provisions Plan 機電裝置平面圖

Block B 座 LG/F 地下低層

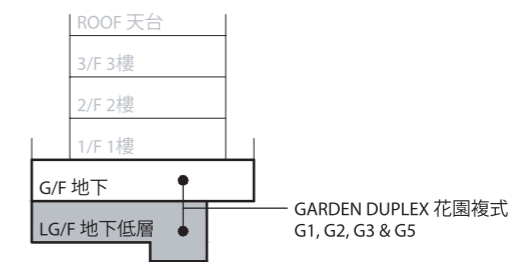


Remark :

In the description of residential property in a residential block, the prefix "G" means Garden Duplex unit and the numbering means the numbering of Garden Duplex unit of Block A, B, C, D, E or F (as the case may be). e.g. "G1" refers to Garden Duplex 1 of Block A, B, C, D, E or F (as the case may be).

備註：

住宅大樓的住宅物業的描述中，字首「G」指花園複式單位，而編號指A、B、C、D、E或F座(視情況而定)的花園複式單位的編號。例如「G1」指A、B、C、D、E或F座(視情況而定)的花園複式1號單位。



KEY SECTION 索引橫截面圖

Legend 圖例

- 1-gang 1-way Lighting Switch 單位燈掣
- 2-gang 1-way Lighting Switch 雙位燈掣
- 3-gang 1-way Lighting Switch 三位燈掣
- 1-gang 2-way Lighting Switch 單位二路燈掣
- 2-gang 2-way Lighting Switch 雙位二路燈掣
- 3-gang 2-way Lighting Switch 三位二路燈掣
- 1-gang 1-way Watertight Lighting Switch 單位防水燈掣
- 1-gang 2-way Watertight Lighting Switch 單位二路防水燈掣
- Switch for Exhaust Fan 抽氣扇開關掣
- Switch for Water Heater 熱水爐開關掣
- Switch for Oven 焗爐開關掣
- Switch for Indoor Air-Conditioner 室內空調機接線位
- Isolator for Outdoor Air-Conditioner 室外空調機開關掣

- Town Gas Water Heater Remote Controller 煤氣熱水爐溫度控制掣
- 13A Single Socket Outlet 13A單位電插座
- 13A Twin Socket Outlet 13A雙位電插座
- 13A Single Floor Socket Outlet 13A藏地單位電插座
- 13A Single Watertight Socket Outlet 13A單位防水電插座
- TV/FM Outlet 電視及電台接收插座
- Telephone Outlet 電話插座
- Floor TV/FM Outlet 藏地電視及電台接收插座
- Floor Telephone Outlet 藏地電話插座
- Door Bell Push Button 門鈴按鈕
- Door Bell 門鈴
- Door Phone 對講機

- M.C.B. Board 總電掣箱
- Lamp Holder 燈位
- Downlight 天花燈
- Garden Lamp 花園燈
- Wall Mounted Lamp for Garden 花園牆身燈
- Roof Floor Lamp 天台地燈
- Wall Lamp 牆燈
- Downlight for Garden 花園天花燈
- Strip Light 燈帶
- Light Trough 燈槽
- Town Gas Water Heater 煤氣熱水爐
- Town Gas Meter 煤氣錶
- Indoor Air-Conditioner 室內空調機

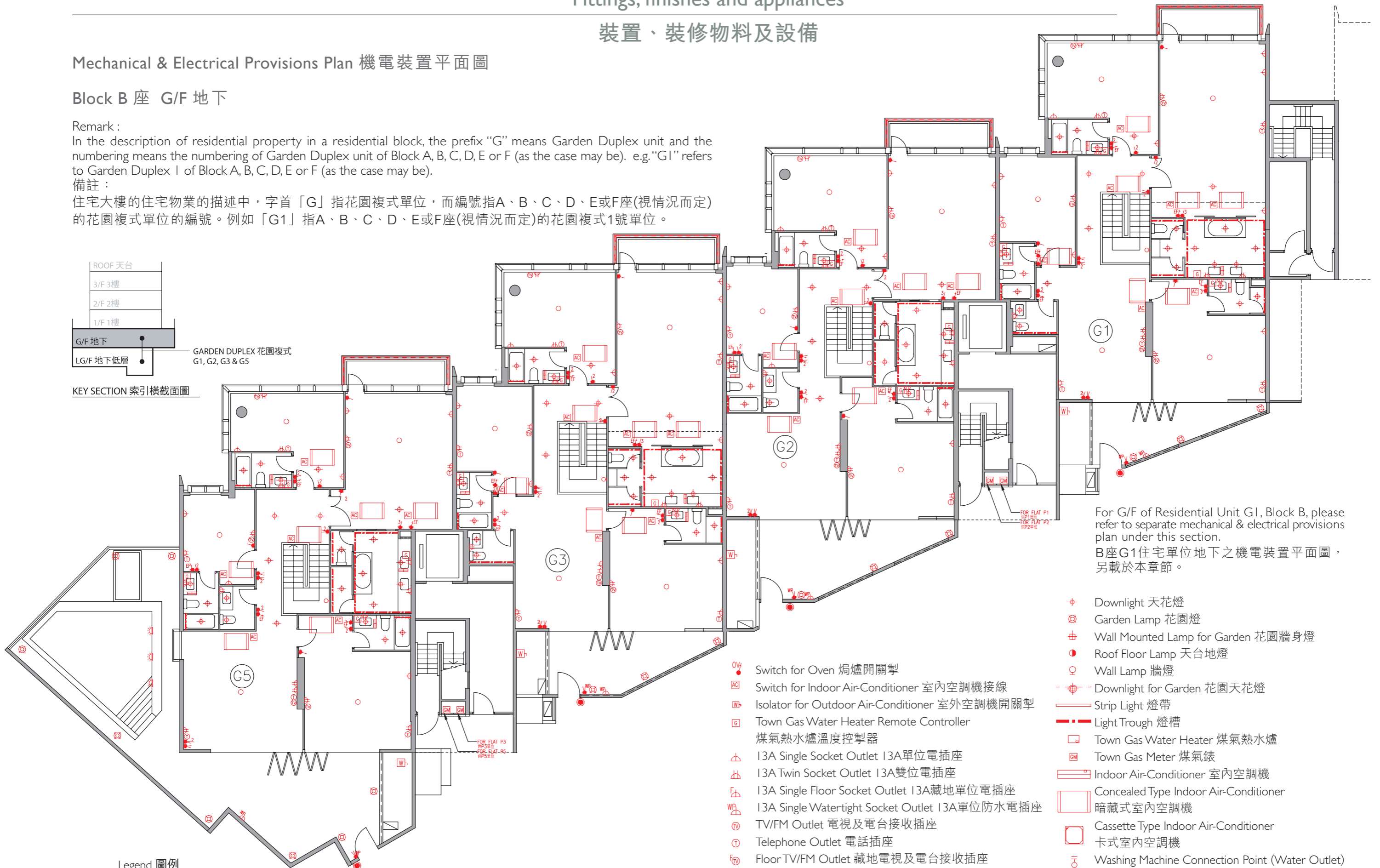
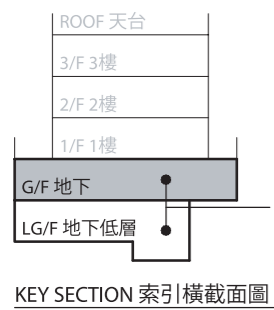
- Pendant 吊燈
- Smart Switch 智能家居按鈕
- Concealed Type Indoor Air-Conditioner 暗藏式室內空調機
- Cassette Type Indoor Air-Conditioner 卡式室內空調機
- Washing Machine Connection Point (Water Outlet) 洗衣機接駁點(去水位)
- Washing Machine Connection Point (Water Inlet) 洗衣機接駁點(來水位)
- Door Release Sensor 開燈感應器
- Power Bar 拖板
- Swimming Pool Underwater Light 游泳池水底燈

This page left blank intentionally
本頁故意留白

Mechanical & Electrical Provisions Plan 機電裝置平面圖

Block B 座 G/F 地下

Remark :
In the description of residential property in a residential block, the prefix "G" means Garden Duplex unit and the numbering means the numbering of Garden Duplex unit of Block A, B, C, D, E or F (as the case may be). e.g. "G1" refers to Garden Duplex 1 of Block A, B, C, D, E or F (as the case may be).
備註：
住宅大樓的住宅物業的描述中，字首「G」指花園複式單位，而編號指A、B、C、D、E或F座(視情況而定)的花園複式單位的編號。例如「G1」指A、B、C、D、E或F座(視情況而定)的花園複式1號單位。



For G/F of Residential Unit G1, Block B, please refer to separate mechanical & electrical provisions plan under this section.
B座G1住宅單位地下之機電裝置平面圖，另載於本章節。

Legend 圖例

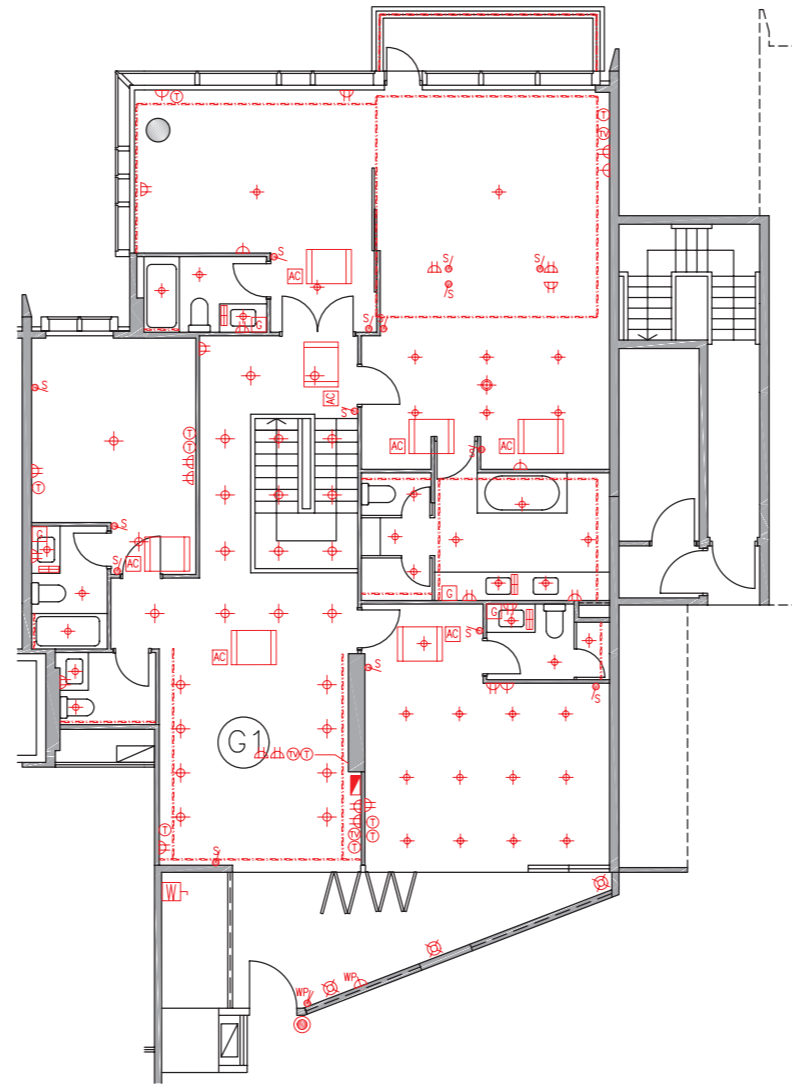
- | | | | |
|--|--|--|---|
| 1/ 1-gang 1-way Lighting Switch 單位燈掣 | 3/ 3-gang 2-way Lighting Switch 三位二路燈掣 | AC 1 1 1 Switch for Indoor Air-Conditioner 室內空調機接線 | Downlight 天花燈 |
| 2/ 2-gang 1-way Lighting Switch 雙位燈掣 | WP 1-gang 1-way Watertight Lighting Switch 單位防水燈掣 | WH Isolator for Outdoor Air-Conditioner 室外空調機開關掣 | Garden Lamp 花園燈 |
| 3/ 3-gang 1-way Lighting Switch 三位燈掣 | WP/ 1-gang 2-way Watertight Lighting Switch 單位二路防水燈掣 | G Town Gas Water Heater Remote Controller 煤氣熱水爐溫度控制掣 | Wall Mounted Lamp for Garden 花園牆身燈 |
| V 1-gang 2-way Lighting Switch 單位二路燈掣 | EF Switch for Exhaust Fan 抽氣扇開關掣 | 13A Single Socket Outlet 13A單位電插座 | Roof Floor Lamp 天台地燈 |
| 2/ 2-gang 2-way Lighting Switch 雙位二路燈掣 | WH Switch for Water Heater 熱水爐開關掣 | 13A Twin Socket Outlet 13A雙位電插座 | Wall Lamp 牆燈 |
| | | 13A Single Floor Socket Outlet 13A藏地單位電插座 | Downlight for Garden 花園天花燈 |
| | | 13A Single Watertight Socket Outlet 13A單位防水電插座 | Strip Light 燈帶 |
| | | TV/FM Outlet 電視及電台接收插座 | Light Trough 燈槽 |
| | | Telephone Outlet 電話插座 | Town Gas Water Heater 煤氣熱水爐 |
| | | Floor-TV/FM Outlet 藏地電視及電台接收插座 | Town Gas Meter 煤氣錶 |
| | | Floor Telephone Outlet 藏地電話插座 | Indoor Air-Conditioner 室內空調機 |
| | | Door Bell Push Button 門鈴按鈕 | Concealed Type Indoor Air-Conditioner 暗藏式室內空調機 |
| | | Door Bell 門鈴 | Cassette Type Indoor Air-Conditioner 卡式室內空調機 |
| | | Door Phone 對講機 | Washing Machine Connection Point (Water Outlet) 洗衣機接駁點(去水位) |
| | | M.C.B. Board 總電掣箱 | Washing Machine Connection Point (Water Inlet) 洗衣機接駁點(來水位) |
| | | Lamp Holder 燈位 | Door Release Sensor 開燈感應器 |
| | | | Power Bar 拖板 |
| | | | Swimming Pool Underwater Light 游泳池水底燈 |

Fittings, finishes and appliances

裝置、裝修物料及設備

Mechanical & Electrical Provisions Plan 機電裝置平面圖

Block B 座 G/F 地下

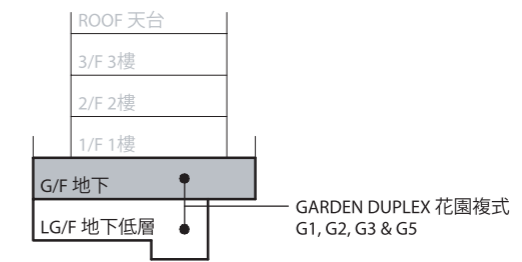


Remark :

In the description of residential property in a residential block, the prefix "G" means Garden Duplex unit and the numbering means the numbering of Garden Duplex unit of Block A, B, C, D, E or F (as the case may be). e.g. "G1" refers to Garden Duplex 1 of Block A, B, C, D, E or F (as the case may be).

備註：

住宅大樓的住宅物業的描述中，字首「G」指花園複式單位，而編號指A、B、C、D、E或F座(視情況而定)的花園複式單位的編號。例如「G1」指A、B、C、D、E或F座(視情況而定)的花園複式1號單位。



KEY SECTION 索引橫截面圖

Legend 圖例

- | | | | |
|---|---|---|--|
| <ul style="list-style-type: none"> 1-gang 1-way Lighting Switch 單位燈掣 2-gang 1-way Lighting Switch 雙位燈掣 3-gang 1-way Lighting Switch 三位燈掣 1-gang 2-way Lighting Switch 單位二路燈掣 2-gang 2-way Lighting Switch 雙位二路燈掣 3-gang 2-way Lighting Switch 三位二路燈掣 1-gang 1-way Watertight Lighting Switch 單位防水燈掣 1-gang 2-way Watertight Lighting Switch 單位二路防水燈掣 Switch for Exhaust Fan 抽氣扇開關掣 Switch for Water Heater 熱水爐開關掣 Switch for Oven 焗爐開關掣 Switch for Indoor Air-Conditioner 室內空調機接線位 Isolator for Outdoor Air-Conditioner 室外空調機開關掣 | <ul style="list-style-type: none"> Town Gas Water Heater Remote Controller 煤氣熱水爐溫度控制掣 13A Single Socket Outlet 13A單位電插座 13A Twin Socket Outlet 13A雙位電插座 13A Single Floor Socket Outlet 13A藏地單位電插座 13A Single Watertight Socket Outlet 13A單位防水電插座 TV/FM Outlet 電視及電台接收插座 Telephone Outlet 電話插座 Floor TV/FM Outlet 藏地電視及電台接收插座 Floor Telephone Outlet 藏地電話插座 Door Bell Push Button 門鈴按鈕 Door Bell 門鈴 Door Phone 對講機 | <ul style="list-style-type: none"> M.C.B. Board 總電掣箱 Lamp Holder 燈位 Downlight 天花燈 Garden Lamp 花園燈 Wall Mounted Lamp for Garden 花園牆身燈 Roof Floor Lamp 天台地燈 Wall Lamp 牆燈 Downlight for Garden 花園天花燈 Strip Light 燈帶 Light Trough 燈槽 Town Gas Water Heater 煤氣熱水爐 Town Gas Meter 煤氣錶 Indoor Air-Conditioner 室內空調機 | <ul style="list-style-type: none"> Pendant 吊燈 Smart Switch 智能家居按鈕 Concealed Type Indoor Air-Conditioner 暗藏式室內空調機 Cassette Type Indoor Air-Conditioner 卡式室內空調機 Washing Machine Connection Point (Water Outlet) 洗衣機接駁點(去水位) Washing Machine Connection Point (Water Inlet) 洗衣機接駁點(來水位) Door Release Sensor 開燈感應器 Power Bar 拖板 Swimming Pool Underwater Light 游泳池水底燈 |
|---|---|---|--|

This page left blank intentionally
本頁故意留白

Mechanical & Electrical Provisions Plan 機電裝置平面圖

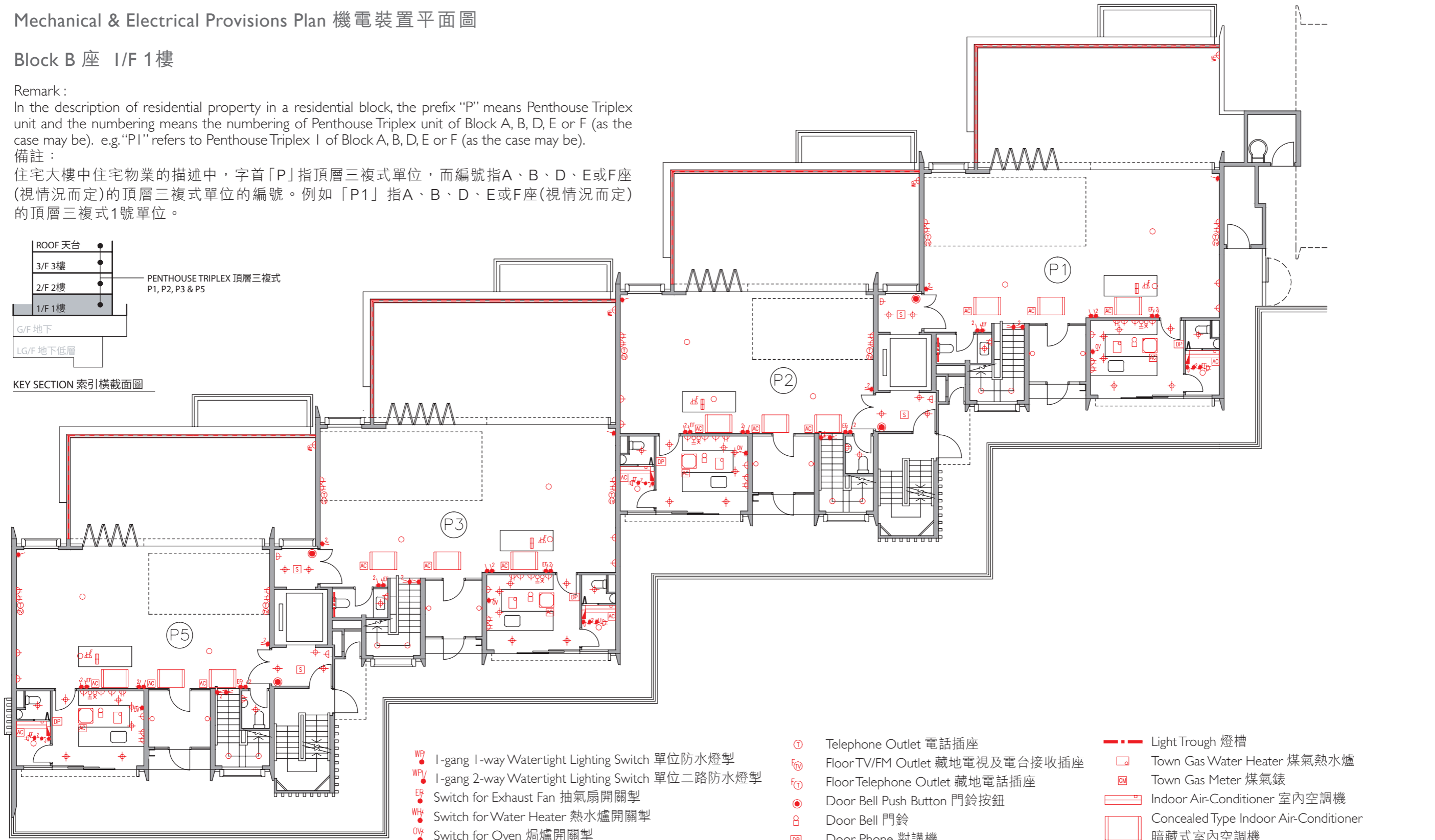
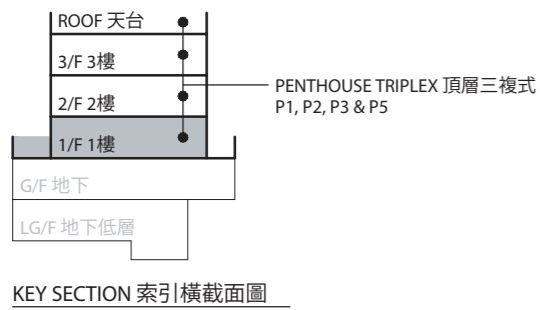
Block B 座 1/F 1樓

Remark :

In the description of residential property in a residential block, the prefix "P" means Penthouse Triplex unit and the numbering means the numbering of Penthouse Triplex unit of Block A, B, D, E or F (as the case may be). e.g. "P1" refers to Penthouse Triplex 1 of Block A, B, D, E or F (as the case may be).

備註 :

住宅大樓中住宅物業的描述中，字首「P」指頂層三複式單位，而編號指A、B、D、E或F座(視情況而定)的頂層三複式單位的編號。例如「P1」指A、B、D、E或F座(視情況而定)的頂層三複式1號單位。



Legend 圖例

- 1-gang 1-way Lighting Switch 單位燈掣
- 2-gang 1-way Lighting Switch 雙位燈掣
- 3-gang 1-way Lighting Switch 三位燈掣
- 1-gang 2-way Lighting Switch 單位二路燈掣
- 2-gang 2-way Lighting Switch 雙位二路燈掣
- 3-gang 2-way Lighting Switch 三位二路燈掣

- WP 1-gang 1-way Watertight Lighting Switch 單位防水燈掣
- WP/1 1-gang 2-way Watertight Lighting Switch 單位二路防水燈掣
- EF Switch for Exhaust Fan 抽氣扇開關掣
- WH Switch for Water Heater 熱水爐開關掣
- OV Switch for Oven 焗爐開關掣
- AC Switch for Indoor Air-Conditioner 室內空調機接線
- WA Isolator for Outdoor Air-Conditioner 室外空調機開關掣
- GW Town Gas Water Heater Remote Controller 煤氣熱水爐溫度控制掣
- 13A Single Socket Outlet 13A單位電插座
- 13A Twin Socket Outlet 13A雙位電插座
- 13A Single Floor Socket Outlet 13A藏地單位電插座
- WP/13A Single Watertight Socket Outlet 13A單位防水電插座
- TV/FM Outlet 電視及電台接收插座

- Telephone Outlet 電話插座
- Floor TV/FM Outlet 藏地電視及電台接收插座
- Floor Telephone Outlet 藏地電話插座
- Door Bell Push Button 門鈴按鈕
- Door Bell 門鈴
- Door Phone 對講機
- M.C.B. Board 總電掣箱
- Lamp Holder 燈位
- Downlight 天花燈
- Garden Lamp 花園燈
- Wall Mounted Lamp for Garden 花園牆身燈
- Roof Floor Lamp 天台地燈
- Wall Lamp 牆燈
- Downlight for Garden 花園天花燈
- Strip Light 燈帶

- Light Trough 燈槽
- Town Gas Water Heater 煤氣熱水爐
- Town Gas Meter 煤氣錶
- Indoor Air-Conditioner 室內空調機
- Concealed Type Indoor Air-Conditioner 暗藏式室內空調機
- Cassette Type Indoor Air-Conditioner 卡式室內空調機
- Washing Machine Connection Point (Water Outlet) 洗衣機接駁點(去水位)
- Washing Machine Connection Point (Water Inlet) 洗衣機接駁點(來水位)
- Door Release Sensor 開燈感應器
- Power Bar 拖板
- Swimming Pool Underwater Light 游泳池水底燈

Mechanical & Electrical Provisions Plan 機電裝置平面圖

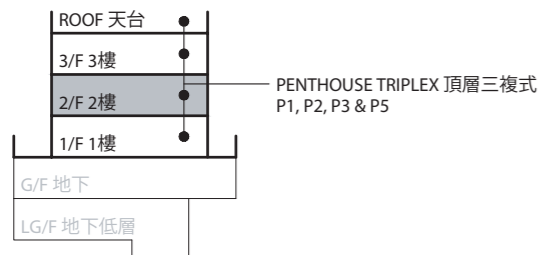
Block B 座 2/F 2樓

Remark :

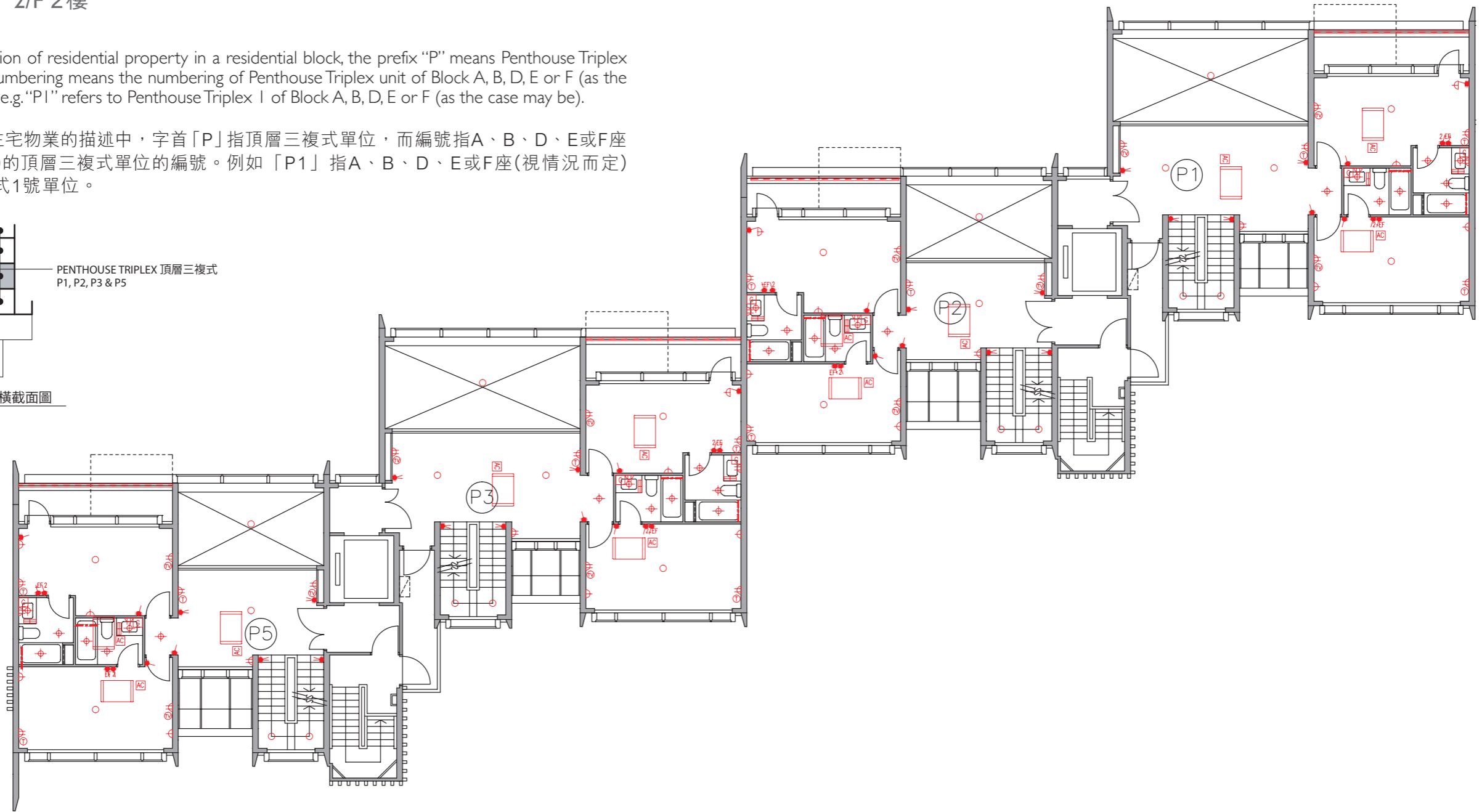
In the description of residential property in a residential block, the prefix "P" means Penthouse Triplex unit and the numbering means the numbering of Penthouse Triplex unit of Block A, B, D, E or F (as the case may be). e.g. "P1" refers to Penthouse Triplex 1 of Block A, B, D, E or F (as the case may be).

備註：

住宅大樓中住宅物業的描述中，字首「P」指頂層三複式單位，而編號指A、B、D、E或F座(視情況而定)的頂層三複式單位的編號。例如「P1」指A、B、D、E或F座(視情況而定)的頂層三複式1號單位。



KEY SECTION 索引橫截面圖



Legend 圖例

- | | | | |
|---|---|---|---|
| <ul style="list-style-type: none"> 1 1-gang 1-way Lighting Switch 單位燈掣 2 2-gang 1-way Lighting Switch 雙位燈掣 3 3-gang 1-way Lighting Switch 三位燈掣 1 1-gang 2-way Lighting Switch 單位二路燈掣 2 2-gang 2-way Lighting Switch 雙位二路燈掣 3 3-gang 2-way Lighting Switch 三位二路燈掣 WP 1-gang 1-way Watertight Lighting Switch 單位防水燈掣 WPV 1-gang 2-way Watertight Lighting Switch 單位二路防水燈掣 EF Switch for Exhaust Fan 抽氣扇開關掣 WH Switch for Water Heater 熱水爐開關掣 OV Switch for Oven 焗爐開關掣 AC Switch for Indoor Air-Conditioner 室內空調機接線位 OA Isolator for Outdoor Air-Conditioner 室外空調機開關掣 | <ul style="list-style-type: none"> GW Town Gas Water Heater Remote Controller 煤氣熱水爐溫度控制器 1 13A Single Socket Outlet 13A單位電插座 2 13A Twin Socket Outlet 13A雙位電插座 3 13A Single Floor Socket Outlet 13A藏地單位電插座 WP 13A Single Watertight Socket Outlet 13A單位防水電插座 TV TV/FM Outlet 電視及電台接收插座 1 Telephone Outlet 電話插座 2 Floor TV/FM Outlet 藏地電視及電台接收插座 3 Floor Telephone Outlet 藏地電話插座 DB Door Bell Push Button 門鈴按鈕 DB Door Bell 門鈴 DP Door Phone 對講機 | <ul style="list-style-type: none"> M.C.B. Board 總電掣箱 Lamp Holder 燈位 Downlight 天花燈 Garden Lamp 花園燈 Wall Mounted Lamp for Garden 花園牆身燈 Roof Floor Lamp 天台地燈 Wall Lamp 牆燈 Downlight for Garden 花園天花燈 Strip Light 燈帶 Light Trough 燈槽 Town Gas Water Heater 煤氣熱水爐 Town Gas Meter 煤氣錶 Indoor Air-Conditioner 室內空調機 | <ul style="list-style-type: none"> Concealed Type Indoor Air-Conditioner 暗藏式室內空調機 Cassette Type Indoor Air-Conditioner 卡式室內空調機 Washing Machine Connection Point (Water Outlet) 洗衣機接駁點(去水位) Washing Machine Connection Point (Water Inlet) 洗衣機接駁點(來水位) Door Release Sensor 開燈感應器 Power Bar 拖板 Swimming Pool Underwater Light 游泳池水底燈 |
|---|---|---|---|

Mechanical & Electrical Provisions Plan 機電裝置平面圖

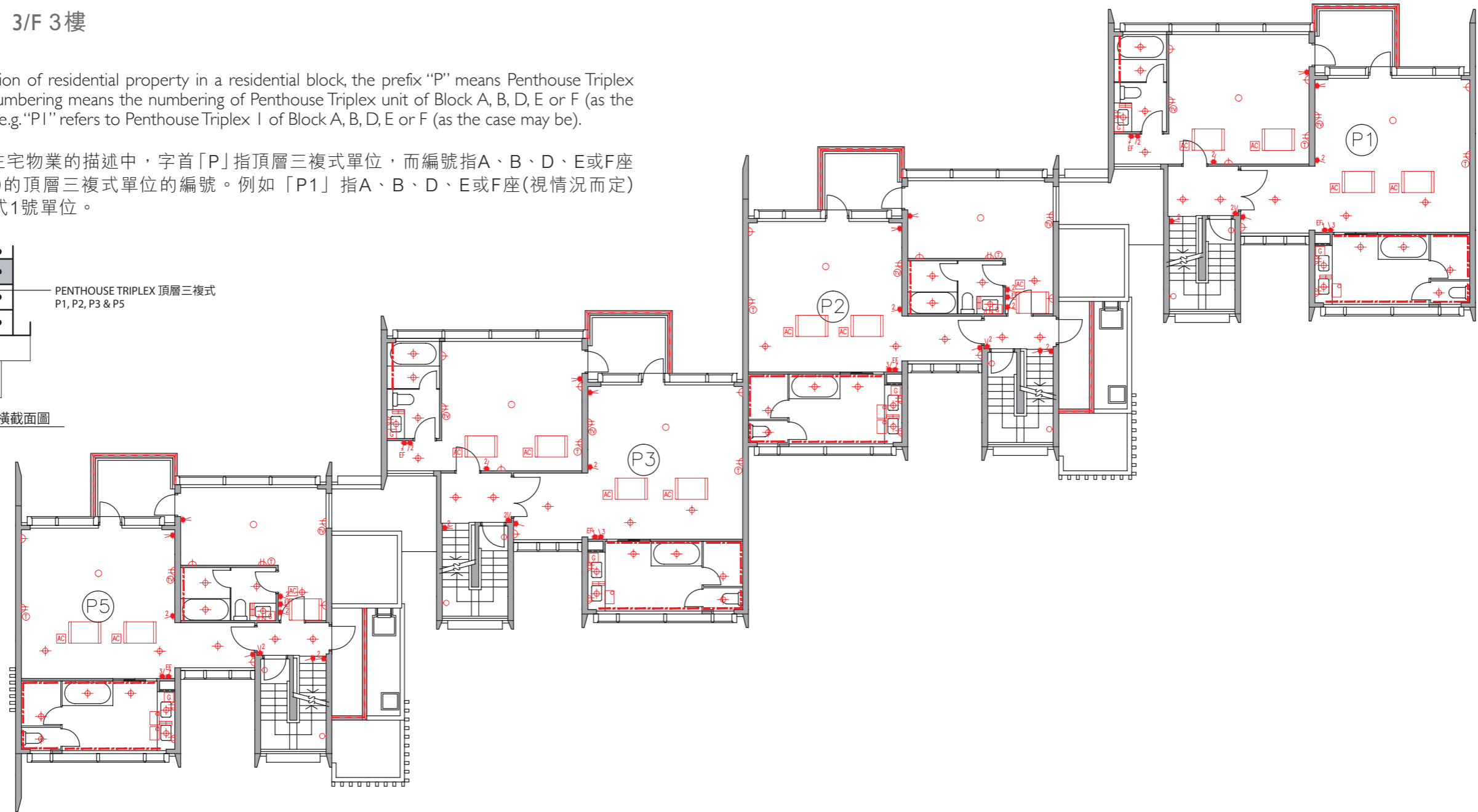
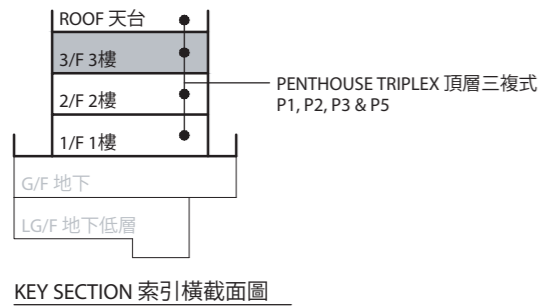
Block B 座 3/F 3樓

Remark :

In the description of residential property in a residential block, the prefix "P" means Penthouse Triplex unit and the numbering means the numbering of Penthouse Triplex unit of Block A, B, D, E or F (as the case may be). e.g. "P1" refers to Penthouse Triplex 1 of Block A, B, D, E or F (as the case may be).

備註 :

住宅大樓中住宅物業的描述中，字首「P」指頂層三複式單位，而編號指A、B、D、E或F座(視情況而定)的頂層三複式單位的編號。例如「P1」指A、B、D、E或F座(視情況而定)的頂層三複式1號單位。



Legend 圖例

- | | | | |
|---|---|---|---|
| <ul style="list-style-type: none"> 1 1-gang 1-way Lighting Switch 單位燈掣 2 2-gang 1-way Lighting Switch 雙位燈掣 3 3-gang 1-way Lighting Switch 三位燈掣 1 1-gang 2-way Lighting Switch 單位二路燈掣 2 2-gang 2-way Lighting Switch 雙位二路燈掣 3 3-gang 2-way Lighting Switch 三位二路燈掣 WP 1-gang 1-way Watertight Lighting Switch 單位防水燈掣 WPV 1-gang 2-way Watertight Lighting Switch 單位二路防水燈掣 EF Switch for Exhaust Fan 抽氣扇開關掣 WH Switch for Water Heater 熱水爐開關掣 OV Switch for Oven 焗爐開關掣 AC Switch for Indoor Air-Conditioner 室內空調機接線位 OA Isolator for Outdoor Air-Conditioner 室外空調機開關掣 | <ul style="list-style-type: none"> GW Town Gas Water Heater Remote Controller 煤氣熱水爐溫度控制器 1 13A Single Socket Outlet 13A單位電插座 2 13A Twin Socket Outlet 13A雙位電插座 3 13A Single Floor Socket Outlet 13A藏地單位電插座 WP 13A Single Watertight Socket Outlet 13A單位防水電插座 TV TV/FM Outlet 電視及電台接收插座 1 Telephone Outlet 電話插座 2 Floor TV/FM Outlet 藏地電視及電台接收插座 3 Floor Telephone Outlet 藏地電話插座 DB Door Bell Push Button 門鈴按鈕 DB Door Bell 門鈴 DP Door Phone 對講機 | <ul style="list-style-type: none"> M.C.B. Board 總電掣箱 Lamp Holder 燈位 Downlight 天花燈 Garden Lamp 花園燈 Wall Mounted Lamp for Garden 花園牆身燈 Roof Floor Lamp 天台地燈 Wall Lamp 牆燈 Downlight for Garden 花園天花燈 Strip Light 燈帶 Light Trough 燈槽 Town Gas Water Heater 煤氣熱水爐 Town Gas Meter 煤氣錶 Indoor Air-Conditioner 室內空調機 | <ul style="list-style-type: none"> Concealed Type Indoor Air-Conditioner 暗藏式室內空調機 Cassette Type Indoor Air-Conditioner 卡式室內空調機 Washing Machine Connection Point (Water Outlet) 洗衣機接駁點(去水位) Washing Machine Connection Point (Water Inlet) 洗衣機接駁點(來水位) Door Release Sensor 開燈感應器 Power Bar 拖板 Swimming Pool Underwater Light 游泳池水底燈 |
|---|---|---|---|

Mechanical & Electrical Provisions Plan 機電裝置平面圖

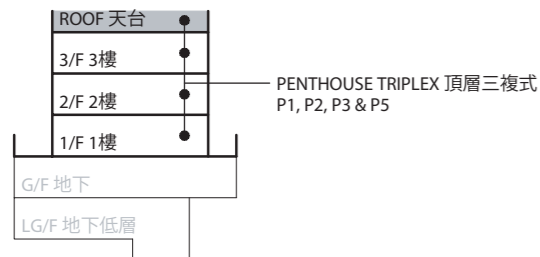
Block B 座 Roof 天台

Remark :

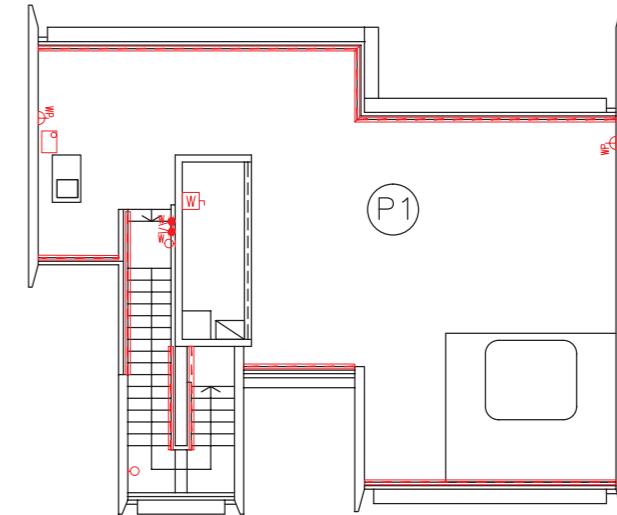
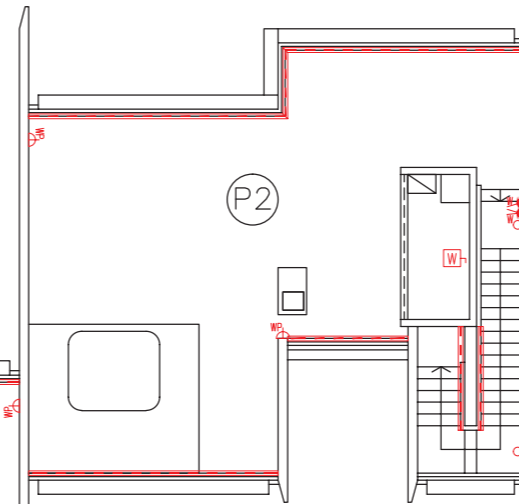
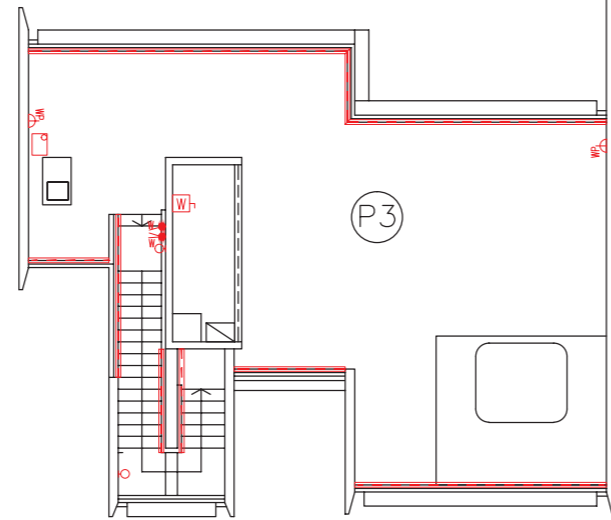
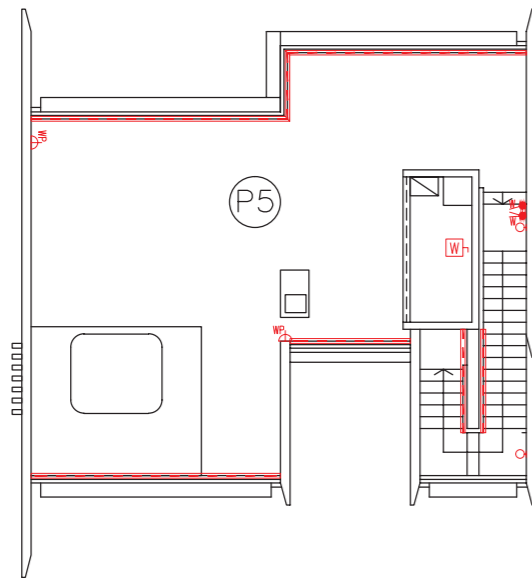
In the description of residential property in a residential block, the prefix "P" means Penthouse Triplex unit and the numbering means the numbering of Penthouse Triplex unit of Block A, B, D, E or F (as the case may be). e.g. "P1" refers to Penthouse Triplex 1 of Block A, B, D, E or F (as the case may be).

備註：

住宅大樓中住宅物業的描述中，字首「P」指頂層三複式單位，而編號指A、B、D、E或F座(視情況而定)的頂層三複式單位的編號。例如「P1」指A、B、D、E或F座(視情況而定)的頂層三複式1號單位。



KEY SECTION 索引橫截面圖



Legend 圖例

- 1 1-gang 1-way Lighting Switch 單位燈掣
- 2 2-gang 1-way Lighting Switch 雙位燈掣
- 3 3-gang 1-way Lighting Switch 三位燈掣
- 1/2 1-gang 2-way Lighting Switch 單位二路燈掣
- 2/2 2-gang 2-way Lighting Switch 雙位二路燈掣
- 3/2 3-gang 2-way Lighting Switch 三位二路燈掣
- WP 1-gang 1-way Watertight Lighting Switch 單位防水燈掣
- WP/2 1-gang 2-way Watertight Lighting Switch 單位二路防水燈掣
- EF Switch for Exhaust Fan 抽氣扇開關掣
- WH Switch for Water Heater 熱水爐開關掣
- OV Switch for Oven 焗爐開關掣
- AC Switch for Indoor Air-Conditioner 室內空調機接線位
- OA Isolator for Outdoor Air-Conditioner 室外空調機開關掣

- GW Town Gas Water Heater Remote Controller 煤氣熱水爐溫度控制器
- 13A I3A Single Socket Outlet I3A單位電插座
- 13A I3A Twin Socket Outlet I3A雙位電插座
- 13A I3A Single Floor Socket Outlet I3A藏地單位電插座
- WP 13A I3A Single Watertight Socket Outlet I3A單位防水電插座
- TV TV/FM Outlet 電視及電台接收插座
- TEL Telephone Outlet 電話插座
- FV Floor TV/FM Outlet 藏地電視及電台接收插座
- FT Floor Telephone Outlet 藏地電話插座
- DB Door Bell Push Button 門鈴按鈕
- DB Door Bell 門鈴
- DP Door Phone 對講機

- M.C.B. Board 總電掣箱
- Lamp Holder 燈位
- Downlight 天花燈
- Garden Lamp 花園燈
- Wall Mounted Lamp for Garden 花園牆身燈
- Roof Floor Lamp 天台地燈
- Wall Lamp 牆燈
- Downlight for Garden 花園天花燈
- Strip Light 燈帶
- Light Trough 燈槽
- Town Gas Water Heater 煤氣熱水爐
- Town Gas Meter 煤氣錶
- Indoor Air-Conditioner 室內空調機

- Concealed Type Indoor Air-Conditioner 暗藏式室內空調機
- Cassette Type Indoor Air-Conditioner 卡式室內空調機
- Washing Machine Connection Point (Water Outlet) 洗衣機接駁點(去水位)
- Washing Machine Connection Point (Water Inlet) 洗衣機接駁點(來水位)
- Door Release Sensor 開燈感應器
- Power Bar 拖板
- Swimming Pool Underwater Light 游泳池水底燈

Mechanical & Electrical Provisions Plan 機電裝置平面圖

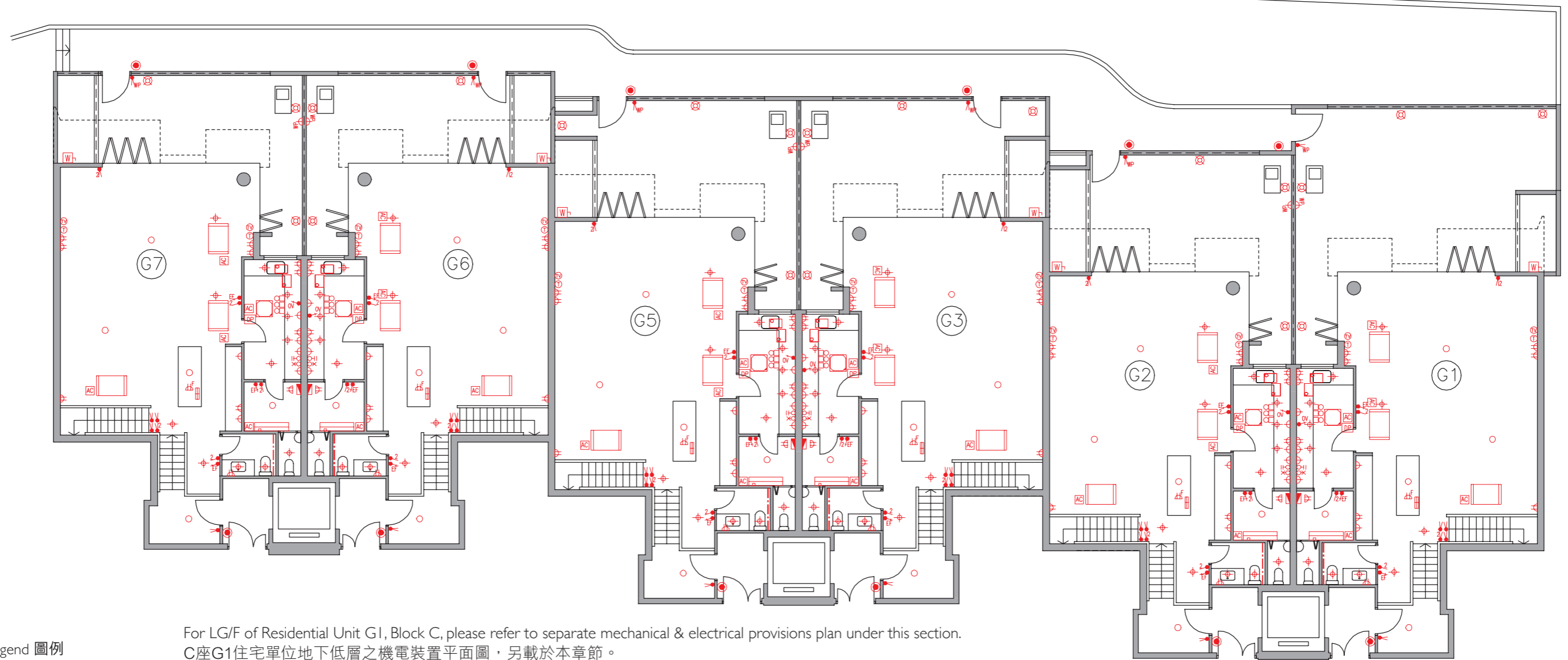
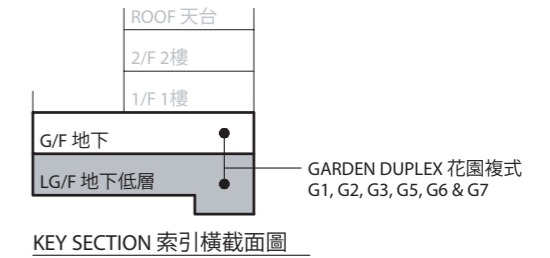
Block C 座 LG/F 地下低層

Remark :

In the description of residential property in a residential block, the prefix "G" means Garden Duplex unit and the numbering means the numbering of Garden Duplex unit of Block A, B, C, D, E or F (as the case may be). e.g. "G1" refers to Garden Duplex 1 of Block A, B, C, D, E or F (as the case may be).

備註 :

住宅大樓的住宅物業的描述中，字首「G」指花園複式單位，而編號指A、B、C、D、E或F座(視情況而定)的花園複式單位的編號。例如「G1」指A、B、C、D、E或F座(視情況而定)的花園複式1號單位。



For LG/F of Residential Unit G1, Block C, please refer to separate mechanical & electrical provisions plan under this section.
C座G1住宅單位地下低層之機電裝置平面圖，另載於本章節。

Legend 圖例

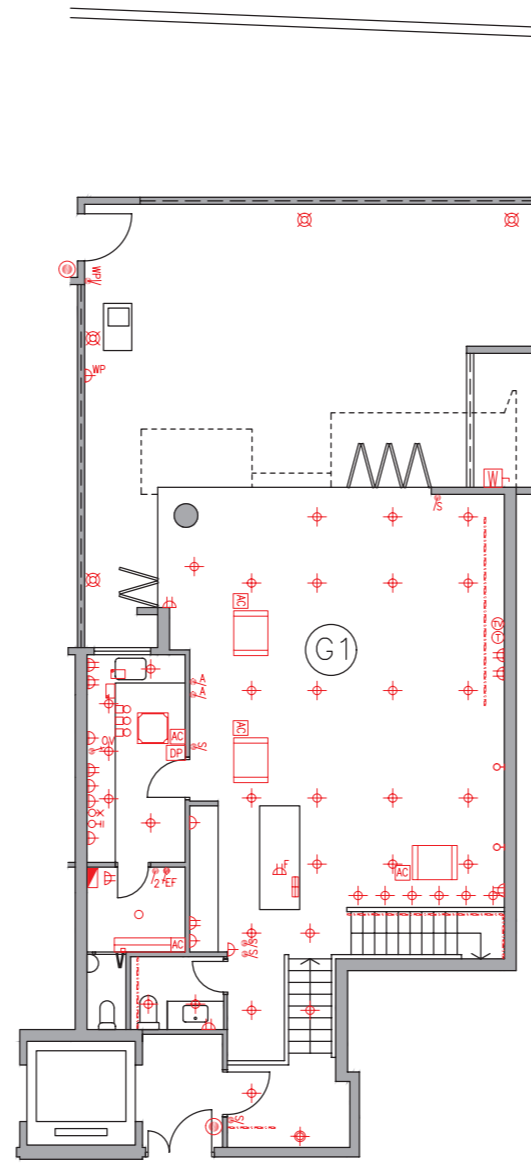
- | | | | |
|---|---|---|--|
| <ul style="list-style-type: none"> 1-gang 1-way Lighting Switch 單位燈掣 2-gang 1-way Lighting Switch 雙位燈掣 3-gang 1-way Lighting Switch 三位燈掣 1-gang 2-way Lighting Switch 單位二路燈掣 2-gang 2-way Lighting Switch 雙位二路燈掣 3-gang 2-way Lighting Switch 三位二路燈掣 WP 1-gang 1-way Watertight Lighting Switch 單位防水燈掣 WP/ 1-gang 2-way Watertight Lighting Switch 單位二路防水燈掣 EF Switch for Exhaust Fan 抽氣扇開關掣 WH Switch for Water Heater 熱水爐開關掣 OV Switch for Oven 焗爐開關掣 AC Switch for Indoor Air-Conditioner 室內空調機接線位 | <ul style="list-style-type: none"> Isolator for Outdoor Air-Conditioner 室外空調機開關掣 Town Gas Water Heater Remote Controller 煤氣熱水爐溫度控制器 I3A Single Socket Outlet I3A單位電插座 I3A Twin Socket Outlet I3A雙位電插座 I3A Single Floor Socket Outlet I3A藏地單位電插座 WP I3A Single Watertight Socket Outlet I3A單位防水電插座 TV/FM Outlet 電視及電台接收插座 Telephone Outlet 電話插座 Floor TV/FM Outlet 藏地電視及電台接收插座 Floor Telephone Outlet 藏地電話插座 Door Bell Push Button 門鈴按鈕 | <ul style="list-style-type: none"> Door Bell 門鈴 Door Phone 對講機 M.C.B. Board 總電掣箱 Lamp Holder 燈位 Downlight 天花燈 Garden Lamp 花園燈 Wall Mounted Lamp for Garden 花園牆身燈 Roof Floor Lamp 天台地燈 Wall Lamp 牆燈 Strip Light 燈帶 Light Trough 燈槽 Town Gas Water Heater 煤氣熱水爐 | <ul style="list-style-type: none"> Town Gas Meter 煤氣錶 Indoor Air-Conditioner 室內空調機 Concealed Type Indoor Air-Conditioner 暗藏式室內空調機 Cassette Type Indoor Air-Conditioner 卡式室內空調機 Washing Machine Connection Point (Water Outlet) 洗衣機接駁點(去水位) Washing Machine Connection Point (Water Inlet) 洗衣機接駁點(來水位) Door Release Sensor 開燈感應器 Power Bar 拖板 |
|---|---|---|--|

Fittings, finishes and appliances

裝置、裝修物料及設備

Mechanical & Electrical Provisions Plan 機電裝置平面圖

Block C 座 LG/F 地下低層

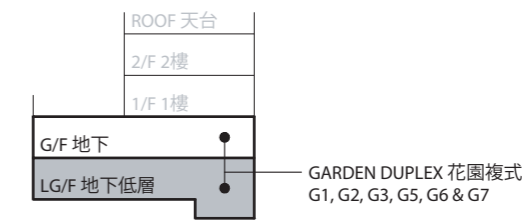


Remark :

In the description of residential property in a residential block, the prefix "G" means Garden Duplex unit and the numbering means the numbering of Garden Duplex unit of Block A, B, C, D, E or F (as the case may be). e.g. "G1" refers to Garden Duplex 1 of Block A, B, C, D, E or F (as the case may be).

備註：

住宅大樓的住宅物業的描述中，字首「G」指花園複式單位，而編號指A、B、C、D、E或F座(視情況而定)的花園複式單位的編號。例如「G1」指A、B、C、D、E或F座(視情況而定)的花園複式1號單位。



KEY SECTION 索引橫截面圖

Legend 圖例

- 1-gang 1-way Lighting Switch 單位燈掣
- 2-gang 1-way Lighting Switch 雙位燈掣
- 3-gang 1-way Lighting Switch 三位燈掣
- 1-gang 2-way Lighting Switch 單位二路燈掣
- 2-gang 2-way Lighting Switch 雙位二路燈掣
- 3-gang 2-way Lighting Switch 三位二路燈掣
- 1-gang 1-way Watertight Lighting Switch 單位防水燈掣
- 1-gang 2-way Watertight Lighting Switch 單位二路防水燈掣
- Switch for Exhaust Fan 抽氣扇開關掣
- Switch for Water Heater 熱水爐開關掣
- Switch for Oven 焗爐開關掣
- Switch for Indoor Air-Conditioner 室內空調機接線位
- Isolator for Outdoor Air-Conditioner 室外空調機開關掣

- Town Gas Water Heater Remote Controller 煤氣熱水爐溫度控制器
- 13A Single Socket Outlet 13A單位電插座
- 13A Twin Socket Outlet 13A雙位電插座
- 13A Single Floor Socket Outlet 13A藏地單位電插座
- 13A Single Watertight Socket Outlet 13A單位防水電插座
- TV/FM Outlet 電視及電台接收插座
- Telephone Outlet 電話插座
- Floor TV/FM Outlet 藏地電視及電台接收插座
- Floor Telephone Outlet 藏地電話插座
- Door Bell Push Button 門鈴按鈕
- Door Bell 門鈴
- Door Phone 對講機

- M.C.B. Board 總電掣箱
- Lamp Holder 燈位
- Downlight 天花燈
- Garden Lamp 花園燈
- Wall Mounted Lamp for Garden 花園牆身燈
- Roof Floor Lamp 天台地燈
- Wall Lamp 牆燈
- Downlight for Garden 花園天花燈
- Strip Light 燈帶
- Light Trough 燈槽
- Town Gas Water Heater 煤氣熱水爐
- Town Gas Meter 煤氣錶
- Indoor Air-Conditioner 室內空調機

- Indoor Air-Conditioner Controller 室內空調機控制器
- Pendant 吊燈
- Smart Switch 智能家居按鈕
- Concealed Type Indoor Air-Conditioner 暗藏式室內空調機
- Cassette Type Indoor Air-Conditioner 卡式室內空調機
- Washing Machine Connection Point (Water Outlet) 洗衣機接駁點(去水位)
- Washing Machine Connection Point (Water Inlet) 洗衣機接駁點(來水位)
- Door Release Sensor 開燈感應器
- Power Bar 拖板
- Swimming Pool Underwater Light 游泳池水底燈

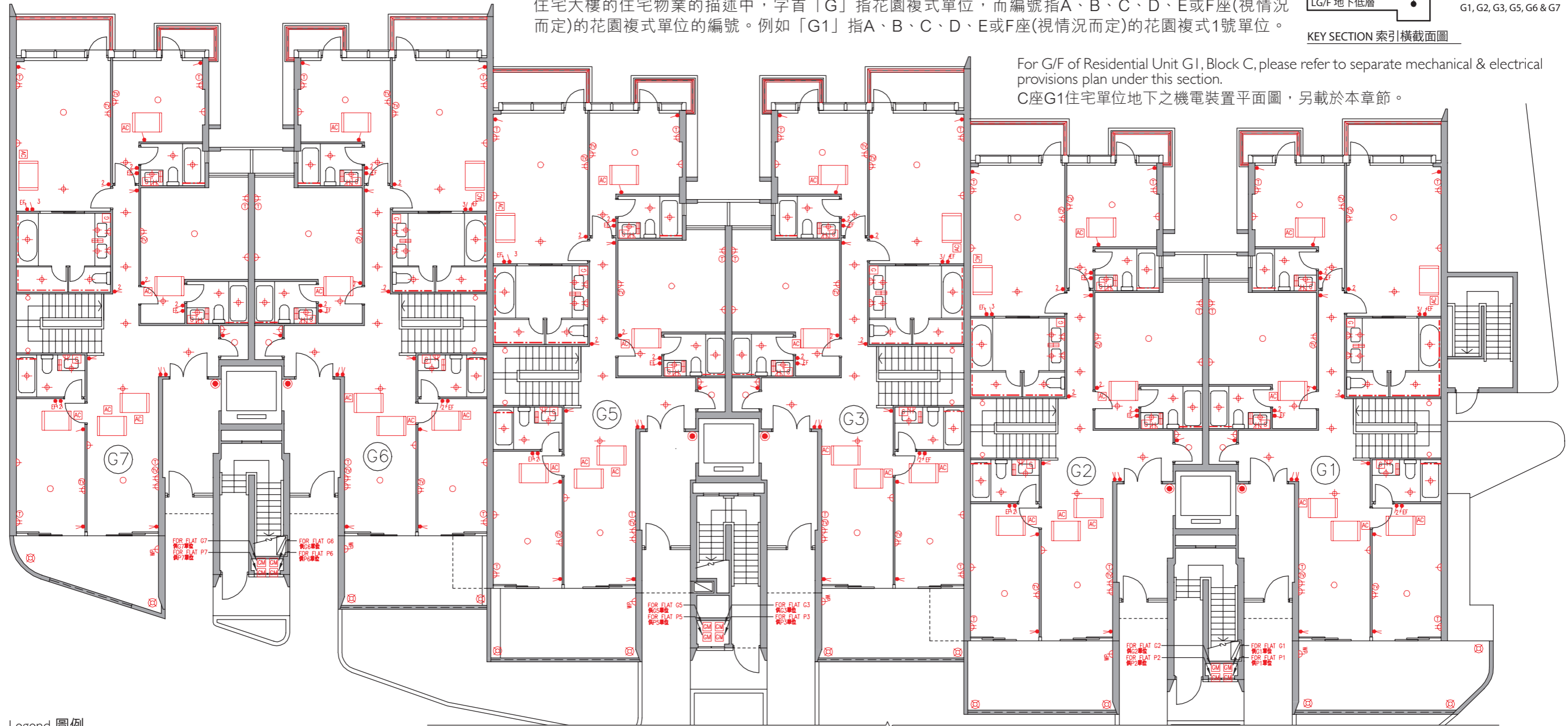
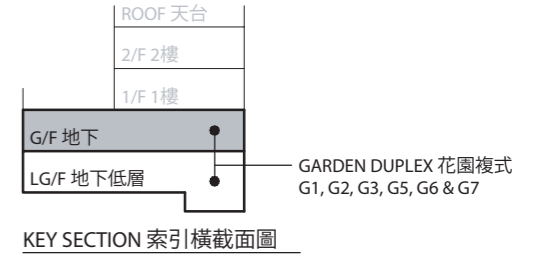
This page left blank intentionally
本頁故意留白

裝置、裝修物料及設備

Mechanical & Electrical Provisions Plan 機電裝置平面圖

Block C 座 G/F 地下

Remark:
In the description of residential property in a residential block, the prefix "G" means Garden Duplex unit and the numbering means the numbering of Garden Duplex unit of Block A, B, C, D, E or F (as the case may be). e.g. "G1" refers to Garden Duplex 1 of Block A, B, C, D, E or F (as the case may be).
備註:
住宅大樓的住宅物業的描述中，字首「G」指花園複式單位，而編號指A、B、C、D、E或F座(視情況而定)的花園複式單位的編號。例如「G1」指A、B、C、D、E或F座(視情況而定)的花園複式1號單位。



For G/F of Residential Unit G1, Block C, please refer to separate mechanical & electrical provisions plan under this section.
C座G1住宅單位地下之機電裝置平面圖，另載於本章節。

Legend 圖例

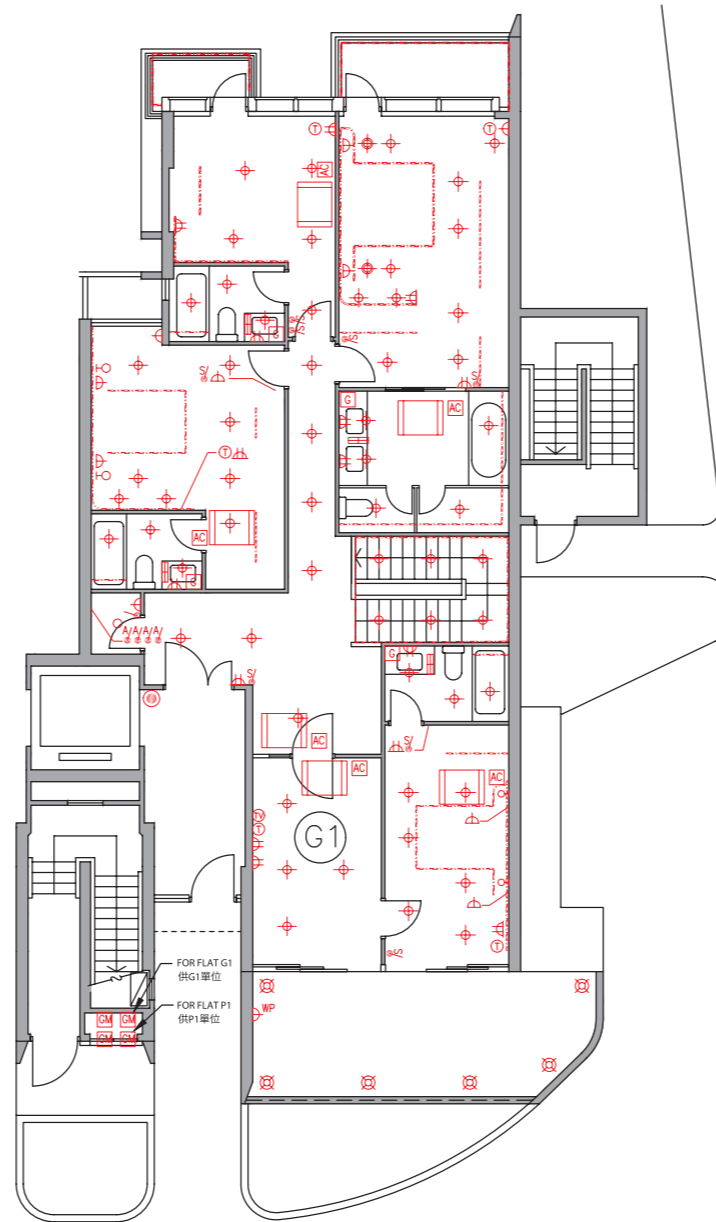
- | | | | |
|--|---|---|--|
| <ul style="list-style-type: none"> 1-gang 1-way Lighting Switch 單位燈掣 2-gang 1-way Lighting Switch 雙位燈掣 3-gang 1-way Lighting Switch 三位燈掣 1-gang 2-way Lighting Switch 單位二路燈掣 2-gang 2-way Lighting Switch 雙位二路燈掣 3-gang 2-way Lighting Switch 三位二路燈掣 WP 1-gang 1-way Watertight Lighting Switch 單位防水燈掣 WP 1-gang 2-way Watertight Lighting Switch 單位二路防水燈掣 EF Switch for Exhaust Fan 抽氣扇開關掣 WH Switch for Water Heater 熱水爐開關掣 OV Switch for Oven 焗爐開關掣 AC Switch for Indoor Air-Conditioner 室內空調機接線位 | <ul style="list-style-type: none"> Isolator for Outdoor Air-Conditioner 室外空調機開關掣 Town Gas Water Heater Remote Controller 煤氣熱水爐溫度控制掣 I3A Single Socket Outlet I3A單位電插座 I3A Twin Socket Outlet I3A雙位電插座 I3A Single Floor Socket Outlet I3A藏地單位電插座 WP I3A Single Watertight Socket Outlet I3A單位防水電插座 TV/FM Outlet 電視及電台接收插座 Telephone Outlet 電話插座 Floor TV/FM Outlet 藏地電視及電台接收插座 Floor Telephone Outlet 藏地電話插座 Door Bell Push Button 門鈴按鈕 | <ul style="list-style-type: none"> Door Bell 門鈴 Door Phone 對講機 M.C.B. Board 總電掣箱 Lamp Holder 燈位 Downlight 天花燈 Garden Lamp 花園燈 Wall Mounted Lamp for Garden 花園牆身燈 Roof Floor Lamp 天台地燈 Wall Lamp 牆燈 Strip Light 燈帶 Light Trough 燈槽 Town Gas Water Heater 煤氣熱水爐 | <ul style="list-style-type: none"> Town Gas Meter 煤氣錶 Indoor Air-Conditioner 室內空調機 Concealed Type Indoor Air-Conditioner 暗藏式室內空調機 Cassette Type Indoor Air-Conditioner 卡式室內空調機 Washing Machine Connection Point (Water Outlet) 洗衣機接駁點(去水位) Washing Machine Connection Point (Water Inlet) 洗衣機接駁點(來水位) Door Release Sensor 開燈感應器 Power Bar 拖板 |
|--|---|---|--|

Fittings, finishes and appliances

裝置、裝修物料及設備

Mechanical & Electrical Provisions Plan 機電裝置平面圖

Block C 座 G/F 地下

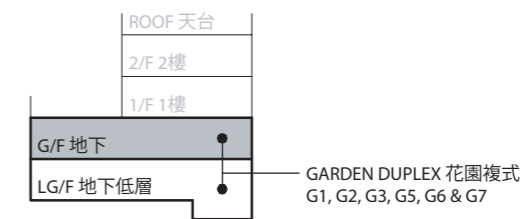


Remark :

In the description of residential property in a residential block, the prefix "G" means Garden Duplex unit and the numbering means the numbering of Garden Duplex unit of Block A, B, C, D, E or F (as the case may be). e.g. "G1" refers to Garden Duplex 1 of Block A, B, C, D, E or F (as the case may be).

備註 :

住宅大樓的住宅物業的描述中，字首「G」指花園複式單位，而編號指A、B、C、D、E或F座(視情況而定)的花園複式單位的編號。例如「G1」指A、B、C、D、E或F座(視情況而定)的花園複式1號單位。



KEY SECTION 索引橫截面圖

Legend 圖例

- 1-gang 1-way Lighting Switch 單位燈掣
- 2-gang 1-way Lighting Switch 雙位燈掣
- 3-gang 1-way Lighting Switch 三位燈掣
- 1-gang 2-way Lighting Switch 單位二路燈掣
- 2-gang 2-way Lighting Switch 雙位二路燈掣
- 3-gang 2-way Lighting Switch 三位二路燈掣
- WP1 1-gang 1-way Watertight Lighting Switch 單位防水燈掣
- WP2 1-gang 2-way Watertight Lighting Switch 單位二路防水燈掣
- EF Switch for Exhaust Fan 抽氣扇開關掣
- WH Switch for Water Heater 熱水爐開關掣
- OV Switch for Oven 焗爐開關掣
- AC Switch for Indoor Air-Conditioner 室內空調機接線位

- IO Isolator for Outdoor Air-Conditioner 室外空調機開關掣
- TWR Town Gas Water Heater Remote Controller 煤氣熱水爐溫度控制掣
- ISO I3A Single Socket Outlet I3A單位電插座
- ITW I3A Twin Socket Outlet I3A雙位電插座
- IFSO I3A Single Floor Socket Outlet I3A藏地單位電插座
- IFWFO I3A Single Watertight Socket Outlet I3A單位防水電插座
- TV/FM TV/FM Outlet 電視及電台接收插座
- TEO Telephone Outlet 電話插座
- FV/FM Floor TV/FM Outlet 藏地電視及電台接收插座
- FTEO Floor Telephone Outlet 藏地電話插座
- DBP Door Bell Push Button 門鈴按鈕

- DB Door Bell 門鈴
- DP Door Phone 對講機
- M.C.B. Board 總電掣箱
- Lamp Holder 燈位
- Downlight 天花燈
- Garden Lamp 花園燈
- Wall Mounted Lamp for Garden 花園牆身燈
- Roof Floor Lamp 天台地燈
- Wall Lamp 牆燈
- Strip Light 燈帶
- Light Trough 燈槽
- Town Gas Water Heater 煤氣熱水爐

- AI Indoor Air-Conditioner Controller 室內空調機控制器
- Pendant 吊燈
- Smart Switch 智能家居按鈕
- Town Gas Meter 煤氣錶
- Indoor Air-Conditioner 室內空調機
- Concealed Type Indoor Air-Conditioner 暗藏式室內空調機
- Cassette Type Indoor Air-Conditioner 卡式室內空調機
- Washing Machine Connection Point (Water Outlet) 洗衣機接駁點(去水位)
- Washing Machine Connection Point (Water Inlet) 洗衣機接駁點(來水位)
- Door Release Sensor 開燈感應器
- Power Bar 拖板

This page left blank intentionally
本頁故意留白

Mechanical & Electrical Provisions Plan 機電裝置平面圖

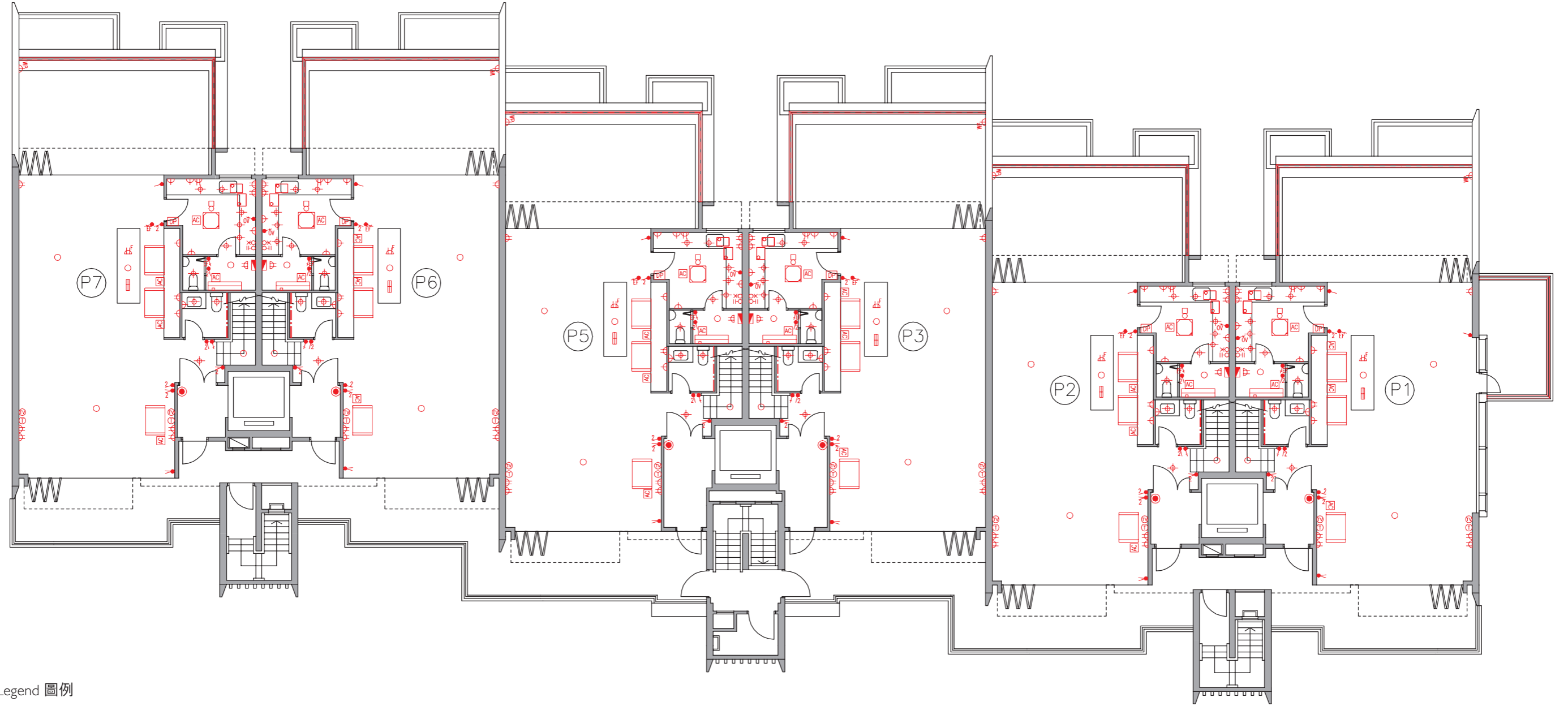
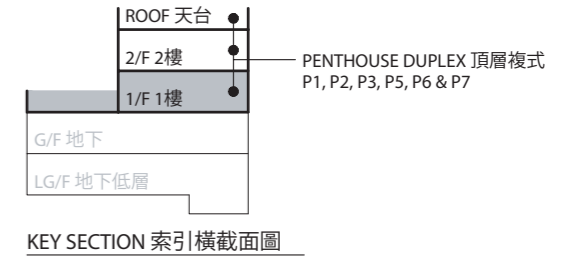
Block C 座 1/F 1樓

Remark:

In the description of residential property in a residential block, the prefix "P" means Penthouse Duplex unit and the numbering means the numbering of Penthouse Duplex unit of Block C. e.g. "P1" refers to Penthouse Duplex 1 of Block C.

備註:

住宅大樓中住宅物業的描述中，字首「P」指頂層複式單位，而編號指C座的頂層複式單位的編號。例如「P1」指C座的頂層複式1號單位。



Legend 圖例

- | | | | |
|---|--|---|--|
| <ul style="list-style-type: none"> 1-gang 1-way Lighting Switch 單位燈掣 2-gang 1-way Lighting Switch 雙位燈掣 3-gang 1-way Lighting Switch 三位燈掣 1-gang 2-way Lighting Switch 單位二路燈掣 2-gang 2-way Lighting Switch 雙位二路燈掣 3-gang 2-way Lighting Switch 三位二路燈掣 WP 1-gang 1-way Watertight Lighting Switch 單位防水燈掣 WP/ 1-gang 2-way Watertight Lighting Switch 單位二路防水燈掣 EF Switch for Exhaust Fan 抽氣扇開關掣 WH Switch for Water Heater 熱水爐開關掣 OV Switch for Oven 焗爐開關掣 AC Switch for Indoor Air-Conditioner 室內空調機接線位 | <ul style="list-style-type: none"> Isolator for Outdoor Air-Conditioner 室外空調機開關掣 Town Gas Water Heater Remote Controller 煤氣熱水爐溫度控制掣 I3A Single Socket Outlet I3A單位電插座 I3A Twin Socket Outlet I3A雙位電插座 I3A Single Floor Socket Outlet I3A藏地單位電插座 I3A Single Watertight Socket Outlet I3A單位防水電插座 TV/FM Outlet 電視及電台接收插座 Telephone Outlet 電話插座 Floor TV/FM Outlet 藏地電視及電台接收插座 Floor Telephone Outlet 藏地電話插座 Door Bell Push Button 門鈴按鈕 | <ul style="list-style-type: none"> Door Bell 門鈴 Door Phone 對講機 M.C.B. Board 總電掣箱 Lamp Holder 燈位 Downlight 天花燈 Garden Lamp 花園燈 Wall Mounted Lamp for Garden 花園牆身燈 Roof Floor Lamp 天台地燈 Wall Lamp 牆燈 Strip Light 燈帶 Light Trough 燈槽 Town Gas Water Heater 煤氣熱水爐 | <ul style="list-style-type: none"> Town Gas Meter 煤氣錶 Indoor Air-Conditioner 室內空調機 Concealed Type Indoor Air-Conditioner 隱藏式室內空調機 Cassette Type Indoor Air-Conditioner 卡式室內空調機 Washing Machine Connection Point (Water Outlet) 洗衣機接駁點(去水位) Washing Machine Connection Point (Water Inlet) 洗衣機接駁點(來水位) Door Release Sensor 開燈感應器 Power Bar 拖板 |
|---|--|---|--|

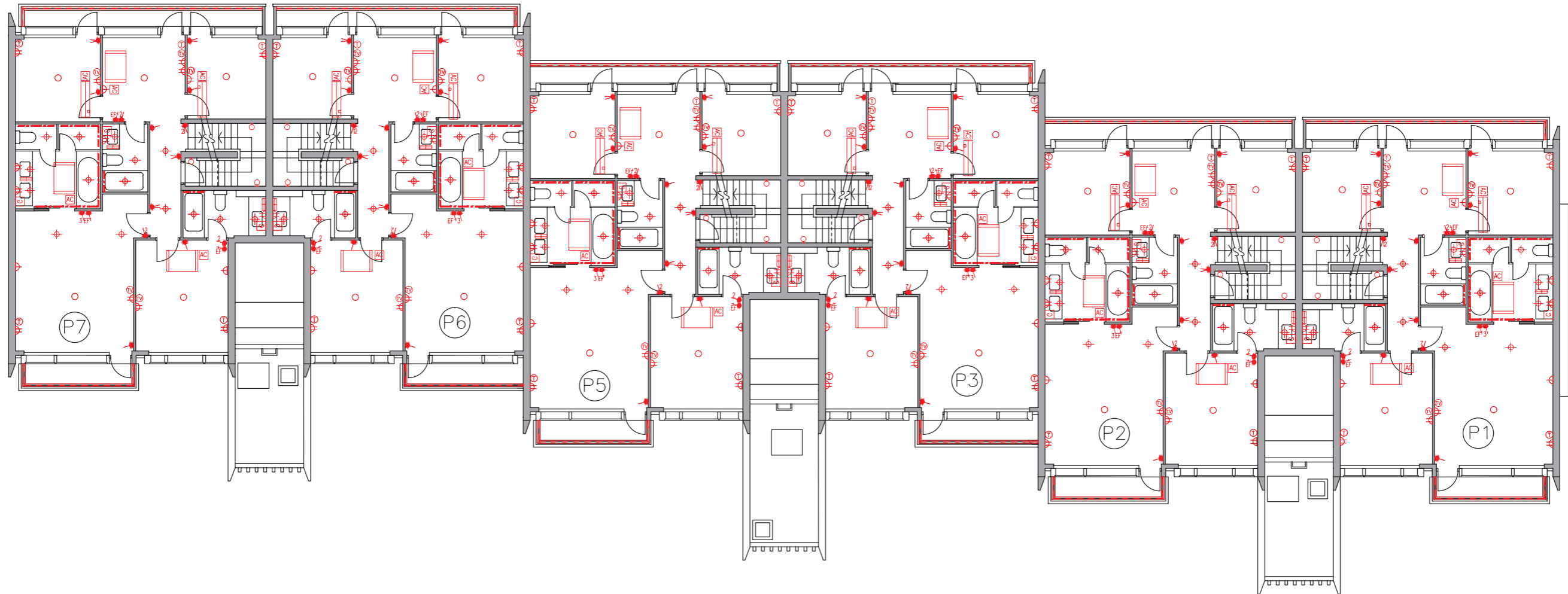
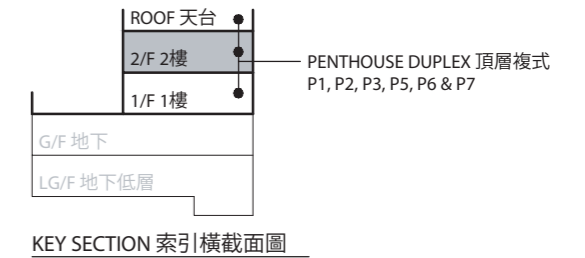
Mechanical & Electrical Provisions Plan 機電裝置平面圖

Block C 座 2/F 2樓

Remark :

In the description of residential property in a residential block, the prefix "P" means Penthouse Duplex unit and the numbering means the numbering of Penthouse Duplex unit of Block C. e.g. "P1" refers to Penthouse Duplex 1 of Block C.
備註：

住宅大樓中住宅物業的描述中，字首「P」指頂層複式單位，而編號指C座的頂層複式單位的編號。例如「P1」指C座的頂層複式1號單位。



Legend 圖例

- | | | | |
|--|--|---|--|
| <ul style="list-style-type: none"> 1-gang 1-way Lighting Switch 單位燈掣 2-gang 1-way Lighting Switch 雙位燈掣 3-gang 1-way Lighting Switch 三位燈掣 1-gang 2-way Lighting Switch 單位二路燈掣 2-gang 2-way Lighting Switch 雙位二路燈掣 3-gang 2-way Lighting Switch 三位二路燈掣 1-gang 1-way Watertight Lighting Switch 單位防水燈掣 1-gang 2-way Watertight Lighting Switch 單位二路防水燈掣 Switch for Exhaust Fan 抽氣扇開關掣 Switch for Water Heater 熱水爐開關掣 Switch for Oven 焗爐開關掣 Switch for Indoor Air-Conditioner 室內空調機接線位 | <ul style="list-style-type: none"> Isolator for Outdoor Air-Conditioner 室外空調機開關掣 Town Gas Water Heater Remote Controller 煤氣熱水爐溫度控制掣 13A Single Socket Outlet 13A單位電插座 13A Twin Socket Outlet 13A雙位電插座 13A Single Floor Socket Outlet 13A藏地單位電插座 13A Single Watertight Socket Outlet 13A單位防水電插座 TV/FM Outlet 電視及電台接收插座 Telephone Outlet 電話插座 Floor TV/FM Outlet 藏地電視及電台接收插座 Floor Telephone Outlet 藏地電話插座 Door Bell Push Button 門鈴按鈕 | <ul style="list-style-type: none"> Door Bell 門鈴 Door Phone 對講機 M.C.B. Board 總電掣箱 Lamp Holder 燈位 Downlight 天花燈 Garden Lamp 花園燈 Wall Mounted Lamp for Garden 花園牆身燈 Roof Floor Lamp 天台地燈 Wall Lamp 牆燈 Strip Light 燈帶 Light Trough 燈槽 Town Gas Water Heater 煤氣熱水爐 | <ul style="list-style-type: none"> Town Gas Meter 煤氣錶 Indoor Air-Conditioner 室內空調機 Concealed Type Indoor Air-Conditioner 暗藏式室內空調機 Cassette Type Indoor Air-Conditioner 卡式室內空調機 Washing Machine Connection Point (Water Outlet) 洗衣機接駁點(去水位) Washing Machine Connection Point (Water Inlet) 洗衣機接駁點(來水位) Door Release Sensor 開燈感應器 Power Bar 拖板 |
|--|--|---|--|

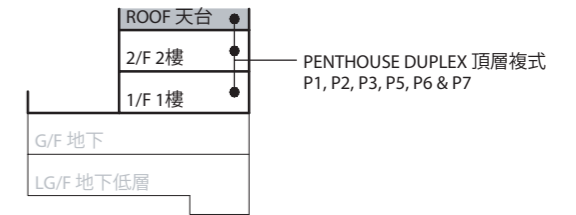
Mechanical & Electrical Provisions Plan 機電裝置平面圖

Block C 座 Roof 天台

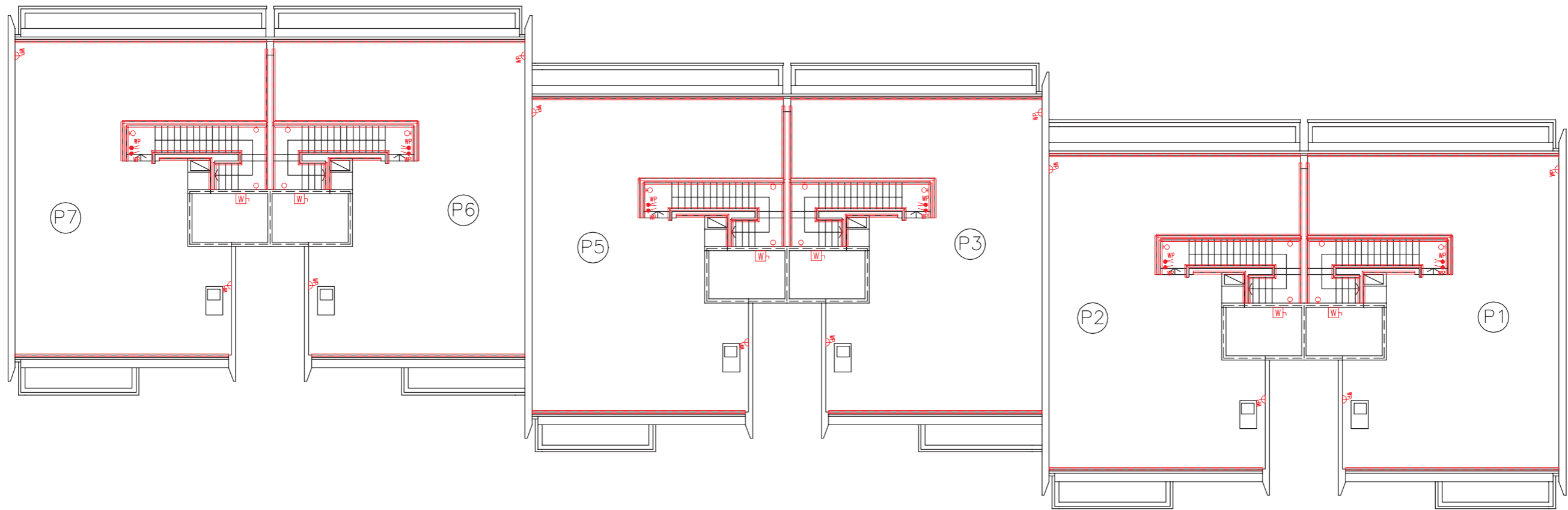
Remark :

In the description of residential property in a residential block, the prefix "P" means Penthouse Duplex unit and the numbering means the numbering of Penthouse Duplex unit of Block C. e.g. "P1" refers to Penthouse Duplex 1 of Block C.
備註：

住宅大樓中住宅物業的描述中，字首「P」指頂層複式單位，而編號指C座的頂層複式單位的編號。例如「P1」指C座的頂層複式1號單位。



KEY SECTION 索引橫截面圖

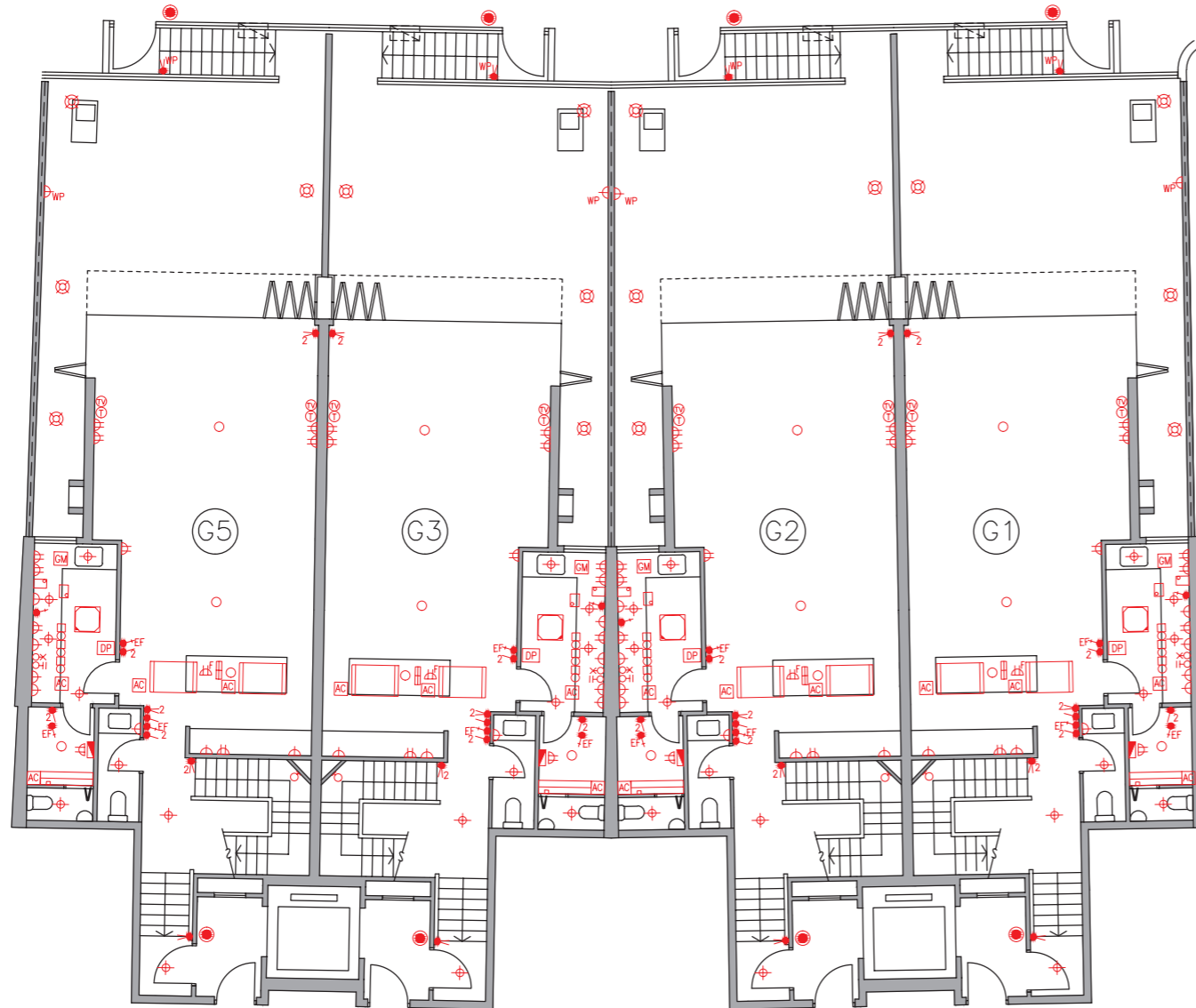


Legend 圖例

- | | | | |
|---|--|---|--|
| <ul style="list-style-type: none"> 1-gang 1-way Lighting Switch 單位燈掣 2-gang 1-way Lighting Switch 雙位燈掣 3-gang 1-way Lighting Switch 三位燈掣 1-gang 2-way Lighting Switch 單位二路燈掣 2-gang 2-way Lighting Switch 雙位二路燈掣 3-gang 2-way Lighting Switch 三位二路燈掣 WP 1-gang 1-way Watertight Lighting Switch 單位防水燈掣 WP 1-gang 2-way Watertight Lighting Switch 單位二路防水燈掣 EF Switch for Exhaust Fan 抽氣扇開關掣 WH Switch for Water Heater 熱水爐開關掣 OV Switch for Oven 焗爐開關掣 Switch for Indoor Air-Conditioner 室內空調機接線位 | <ul style="list-style-type: none"> Isolator for Outdoor Air-Conditioner 室外空調機開關掣 Town Gas Water Heater Remote Controller 煤氣熱水爐溫度控制掣 I3A Single Socket Outlet I3A單位電插座 I3A Twin Socket Outlet I3A雙位電插座 I3A Single Floor Socket Outlet I3A藏地單位電插座 I3A Single Watertight Socket Outlet I3A單位防水電插座 TV/FM Outlet 電視及電台接收插座 Telephone Outlet 電話插座 Floor TV/FM Outlet 藏地電視及電台接收插座 Floor Telephone Outlet 藏地電話插座 Door Bell Push Button 門鈴按鈕 | <ul style="list-style-type: none"> Door Bell 門鈴 Door Phone 對講機 M.C.B. Board 總電掣箱 Lamp Holder 燈位 Downlight 天花燈 Garden Lamp 花園燈 Wall Mounted Lamp for Garden 花園牆身燈 Roof Floor Lamp 天台地燈 Wall Lamp 牆燈 Strip Light 燈帶 Light Trough 燈槽 Town Gas Water Heater 煤氣熱水爐 | <ul style="list-style-type: none"> Town Gas Meter 煤氣錶 Indoor Air-Conditioner 室內空調機 Concealed Type Indoor Air-Conditioner 暗藏式室內空調機 Cassette Type Indoor Air-Conditioner 卡式室內空調機 Washing Machine Connection Point (Water Outlet) 洗衣機接駁點(去水位) Washing Machine Connection Point (Water Inlet) 洗衣機接駁點(來水位) Door Release Sensor 開燈感應器 Power Bar 拖板 |
|---|--|---|--|

Mechanical & Electrical Provisions Plan 機電裝置平面圖

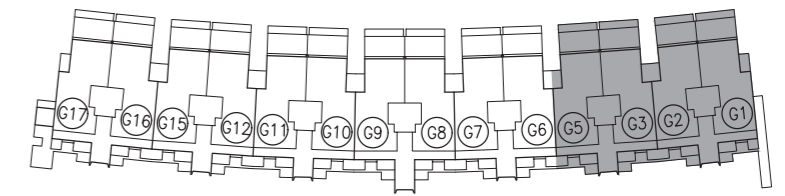
Block D 座 LG/F (Part Plan) 地下低層(部分平面圖)



For LG/F of Residential Unit G1, Block D, please refer to separate mechanical & electrical provisions plan under this section.
D座G1住宅單位地下低層之機電裝置平面圖，另載於本章節。

Legend 圖例

- | | | | |
|--|--|---|--|
| <ul style="list-style-type: none"> 1-gang 1-way Lighting Switch 單位燈掣 2-gang 1-way Lighting Switch 雙位燈掣 3-gang 1-way Lighting Switch 三位燈掣 1-gang 2-way Lighting Switch 單位二路燈掣 2-gang 2-way Lighting Switch 雙位二路燈掣 3-gang 2-way Lighting Switch 三位二路燈掣 1-gang 1-way Watertight Lighting Switch 單位防水燈掣 1-gang 2-way Watertight Lighting Switch 單位二路防水燈掣 Switch for Exhaust Fan 抽氣扇開關掣 Switch for Water Heater 熱水爐開關掣 Switch for Oven 焗爐開關掣 Switch for Indoor Air-Conditioner 室內空調機接線位 | <ul style="list-style-type: none"> Isolator for Outdoor Air-Conditioner 室外空調機開關掣 Town Gas Water Heater Remote Controller 煤氣熱水爐溫度控制掣 13A Single Socket Outlet 13A單位電插座 13A Twin Socket Outlet 13A雙位電插座 13A Single Floor Socket Outlet 13A藏地單位電插座 13A Single Watertight Socket Outlet 13A單位防水電插座 TV/FM Outlet 電視及電台接收插座 Telephone Outlet 電話插座 Floor TV/FM Outlet 藏地電視及電台接收插座 Floor Telephone Outlet 藏地電話插座 Door Bell Push Button 門鈴按鈕 | <ul style="list-style-type: none"> Door Bell 門鈴 Door Phone 對講機 M.C.B. Board 總電掣箱 Lamp Holder 燈位 Downlight 天花燈 Garden Lamp 花園燈 Wall Mounted Lamp for Garden 花園牆身燈 Roof Floor Lamp 天台地燈 Wall Lamp 牆燈 Strip Light 燈帶 Light Trough 燈槽 Town Gas Water Heater 煤氣熱水爐 | <ul style="list-style-type: none"> Town Gas Meter 煤氣錶 Indoor Air-Conditioner 室內空調機 Concealed Type Indoor Air-Conditioner 暗藏式室內空調機 Cassette Type Indoor Air-Conditioner 卡式室內空調機 Washing Machine Connection Point (Water Outlet) 洗衣機接駁點(去水位) Washing Machine Connection Point (Water Inlet) 洗衣機接駁點(來水位) Door Release Sensor 開燈感應器 Power Bar 拖板 |
|--|--|---|--|



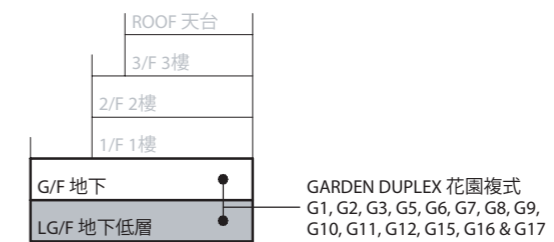
KEY PLAN 索引圖

Remark :

In the description of residential property in a residential block, the prefix "G" means Garden Duplex unit and the numbering means the numbering of Garden Duplex unit of Block A, B, C, D, E or F (as the case may be). e.g. "G1" refers to Garden Duplex 1 of Block A, B, C, D, E or F (as the case may be).

備註 :

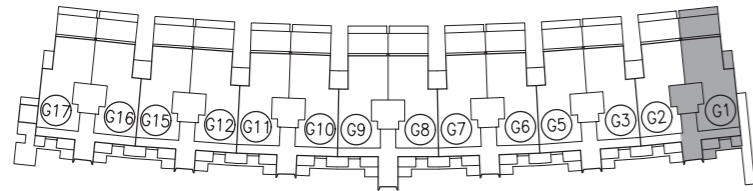
住宅大樓的住宅物業的描述中，字首「G」指花園複式單位，而編號指A、B、C、D、E或F座(視情況而定)的花園複式單位的編號。例如「G1」指A、B、C、D、E或F座(視情況而定)的花園複式1號單位。



KEY SECTION 索引橫截面圖

Mechanical & Electrical Provisions Plan 機電裝置平面圖

Block D 座 LG/F (Part Plan) 地下低層(部分平面圖)



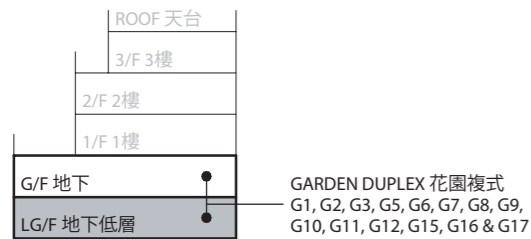
KEY PLAN 索引圖

Remark :

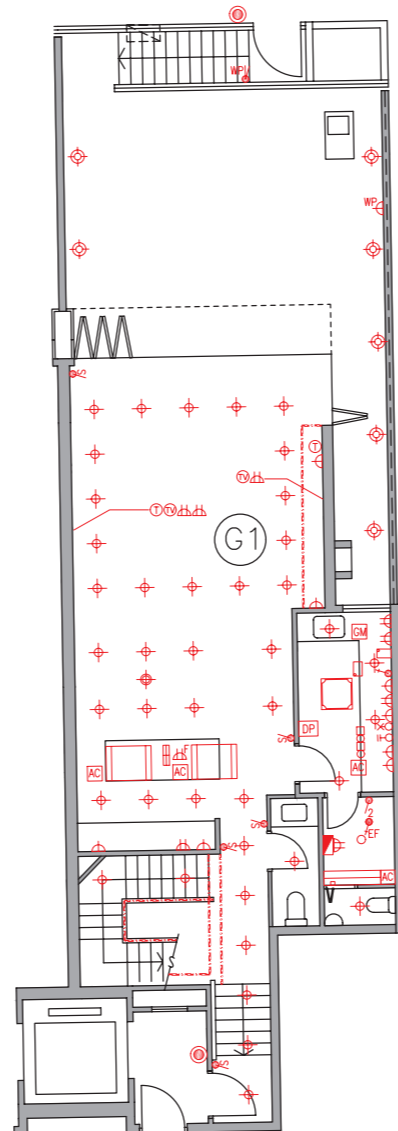
In the description of residential property in a residential block, the prefix "G" means Garden Duplex unit and the numbering means the numbering of Garden Duplex unit of Block A, B, C, D, E or F (as the case may be). e.g. "G1" refers to Garden Duplex 1 of Block A, B, C, D, E or F (as the case may be).

備註 :

住宅大樓的住宅物業的描述中，字首「G」指花園複式單位，而編號指A、B、C、D、E或F座(視情況而定)的花園複式單位的編號。例如「G1」指A、B、C、D、E或F座(視情況而定)的花園複式1號單位。



KEY SECTION 索引橫截面圖



Legend 圖例

- 1-gang 1-way Lighting Switch 單位燈掣
- 2-gang 1-way Lighting Switch 雙位燈掣
- 3-gang 1-way Lighting Switch 三位燈掣
- 1-gang 2-way Lighting Switch 單位二路燈掣
- 2-gang 2-way Lighting Switch 雙位二路燈掣
- 3-gang 2-way Lighting Switch 三位二路燈掣
- WP 1-gang 1-way Watertight Lighting Switch 單位防水燈掣
- WP/ 1-gang 2-way Watertight Lighting Switch 單位二路防水燈掣
- EF Switch for Exhaust Fan 抽氣扇開關掣
- WH Switch for Water Heater 熱水爐開關掣
- OV Switch for Oven 焗爐開關掣
- Switch for Indoor Air-Conditioner 室內空調機接線位

- Isolator for Outdoor Air-Conditioner 室外空調機開關掣
- Town Gas Water Heater Remote Controller 煤氣熱水爐溫度控制掣
- I3A Single Socket Outlet I3A單位電插座
- I3A Twin Socket Outlet I3A雙位電插座
- I3A Single Floor Socket Outlet I3A藏地單位電插座
- I3A Single Watertight Socket Outlet I3A單位防水電插座
- TV/FM Outlet 電視及電台接收插座
- Telephone Outlet 電話插座
- Floor TV/FM Outlet 藏地電視及電台接收插座
- Floor Telephone Outlet 藏地電話插座
- Door Bell Push Button 門鈴按鈕

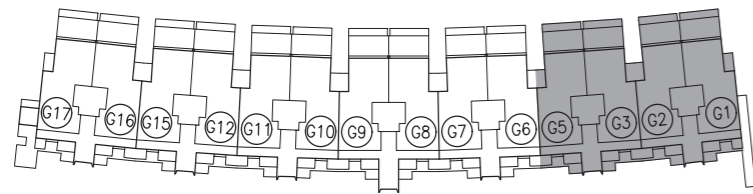
- Door Bell 門鈴
- Door Phone 對講機
- M.C.B. Board 總電掣箱
- Lamp Holder 燈位
- Downlight 天花燈
- Garden Lamp 花園燈
- Wall Mounted Lamp for Garden 花園牆身燈
- Roof Floor Lamp 天台地燈
- Wall Lamp 牆燈
- Strip Light 燈帶
- Light Trough 燈槽
- Town Gas Water Heater 煤氣熱水爐

- Pendant 吊燈
- Smart Switch 智能家居按鈕
- Town Gas Meter 煤氣錶
- Indoor Air-Conditioner 室內空調機
- Concealed Type Indoor Air-Conditioner 暗藏式室內空調機
- Cassette Type Indoor Air-Conditioner 卡式室內空調機
- Washing Machine Connection Point (Water Outlet) 洗衣機接駁點(去水位)
- Washing Machine Connection Point (Water Inlet) 洗衣機接駁點(來水位)
- Door Release Sensor 開燈感應器
- Power Bar 拖板

This page left blank intentionally
本頁故意留白

Mechanical & Electrical Provisions Plan 機電裝置平面圖

Block D 座 G/F (Part Plan) 地下(部分平面圖)



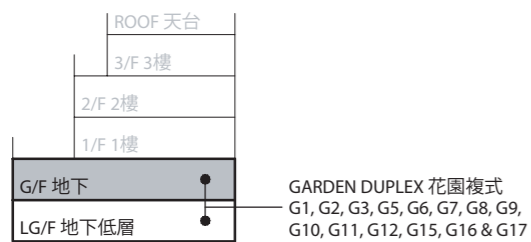
KEY PLAN 索引圖

Remark :

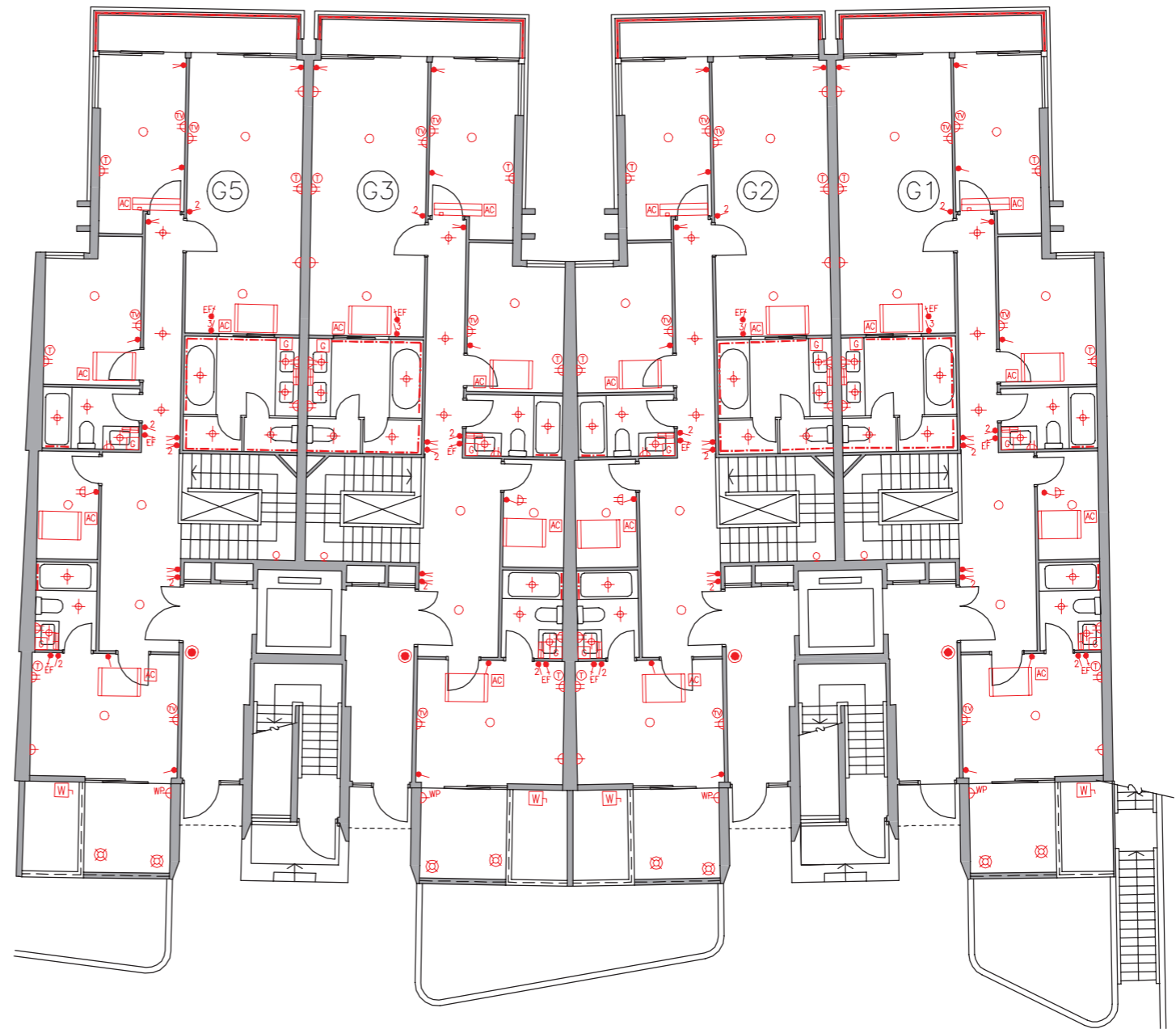
In the description of residential property in a residential block, the prefix "G" means Garden Duplex unit and the numbering means the numbering of Garden Duplex unit of Block A, B, C, D, E or F (as the case may be). e.g. "G1" refers to Garden Duplex 1 of Block A, B, C, D, E or F (as the case may be).

備註 :

住宅大樓的住宅物業的描述中，字首「G」指花園複式單位，而編號指A、B、C、D、E或F座(視情況而定)的花園複式單位的編號。例如「G1」指A、B、C、D、E或F座(視情況而定)的花園複式1號單位。



KEY SECTION 索引橫截面圖



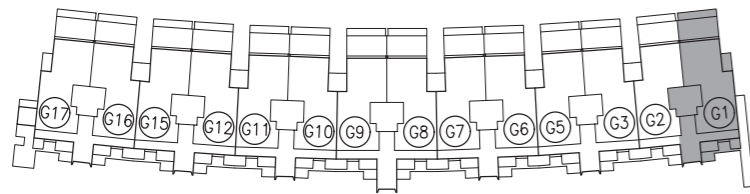
For G/F of Residential Unit G1, Block D, please refer to separate mechanical & electrical provisions plan under this section.
D座G1住宅單位地下之機電裝置平面圖，另載於本章節。

Legend 圖例

- | | | | |
|--|--|---|--|
| <ul style="list-style-type: none"> 1-gang 1-way Lighting Switch 單位燈掣 2-gang 1-way Lighting Switch 雙位燈掣 3-gang 1-way Lighting Switch 三位燈掣 1-gang 2-way Lighting Switch 單位二路燈掣 2-gang 2-way Lighting Switch 雙位二路燈掣 3-gang 2-way Lighting Switch 三位二路燈掣 WP 1-gang 1-way Watertight Lighting Switch 單位防水燈掣 WP 1-gang 2-way Watertight Lighting Switch 單位二路防水燈掣 EF Switch for Exhaust Fan 抽氣扇開關掣 WH Switch for Water Heater 熱水爐開關掣 OV Switch for Oven 焗爐開關掣 AC Switch for Indoor Air-Conditioner 室內空調機接線位 | <ul style="list-style-type: none"> Isolator for Outdoor Air-Conditioner 室外空調機開關掣 Town Gas Water Heater Remote Controller 煤氣熱水爐溫度控制掣 I3A Single Socket Outlet I3A單位電插座 I3A Twin Socket Outlet I3A雙位電插座 I3A Single Floor Socket Outlet I3A藏地單位電插座 I3A Single Watertight Socket Outlet I3A單位防水電插座 TV/FM Outlet 電視及電台接收插座 Telephone Outlet 電話插座 Floor TV/FM Outlet 藏地電視及電台接收插座 Floor Telephone Outlet 藏地電話插座 Door Bell Push Button 門鈴按鈕 | <ul style="list-style-type: none"> Door Bell 門鈴 Door Phone 對講機 M.C.B. Board 總電掣箱 Lamp Holder 燈位 Downlight 天花燈 Garden Lamp 花園燈 Wall Mounted Lamp for Garden 花園牆身燈 Roof Floor Lamp 天台地燈 Wall Lamp 牆燈 Strip Light 燈帶 Light Trough 燈槽 Town Gas Water Heater 煤氣熱水爐 | <ul style="list-style-type: none"> Town Gas Meter 煤氣錶 Indoor Air-Conditioner 室內空調機 Concealed Type Indoor Air-Conditioner 暗藏式室內空調機 Cassette Type Indoor Air-Conditioner 卡式室內空調機 Washing Machine Connection Point (Water Outlet) 洗衣機接駁點(去水位) Washing Machine Connection Point (Water Inlet) 洗衣機接駁點(來水位) Door Release Sensor 開燈感應器 Power Bar 拖板 |
|--|--|---|--|

Mechanical & Electrical Provisions Plan 機電裝置平面圖

Block D 座 G/F (Part Plan) 地下(部分平面圖)



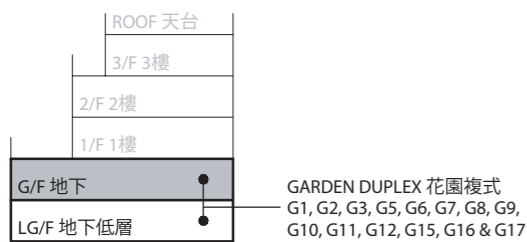
KEY PLAN 索引圖

Remark :

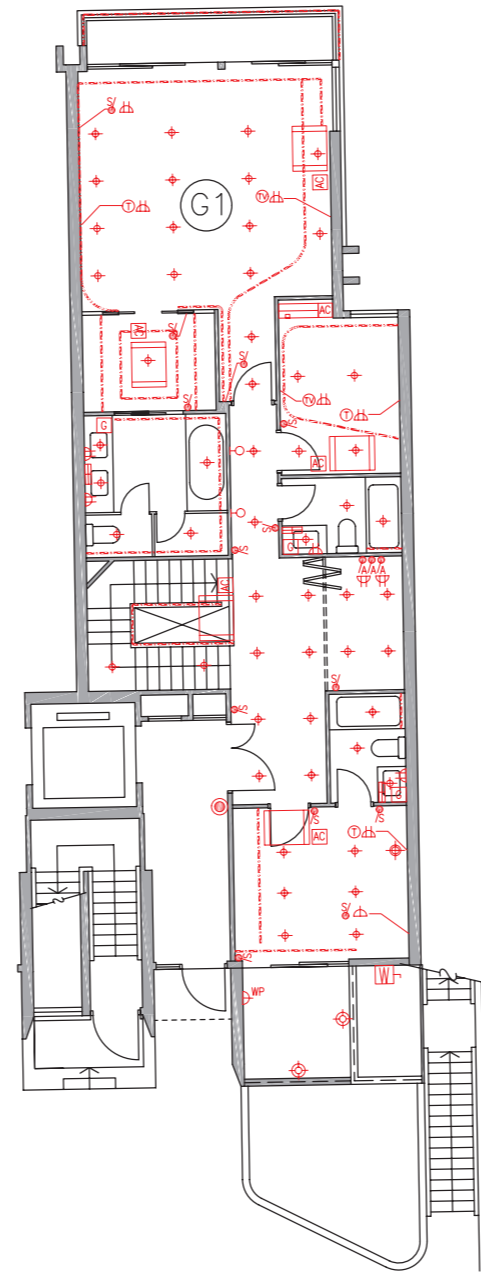
In the description of residential property in a residential block, the prefix "G" means Garden Duplex unit and the numbering means the numbering of Garden Duplex unit of Block A, B, C, D, E or F (as the case may be). e.g. "G1" refers to Garden Duplex 1 of Block A, B, C, D, E or F (as the case may be).

備註 :

住宅大樓的住宅物業的描述中，字首「G」指花園複式單位，而編號指A、B、C、D、E或F座(視情況而定)的花園複式單位的編號。例如「G1」指A、B、C、D、E或F座(視情況而定)的花園複式1號單位。



KEY SECTION 索引橫截面圖



Legend 圖例

- 1-gang 1-way Lighting Switch 單位燈掣
- 2-gang 1-way Lighting Switch 雙位燈掣
- 3-gang 1-way Lighting Switch 三位燈掣
- 1-gang 2-way Lighting Switch 單位二路燈掣
- 2-gang 2-way Lighting Switch 雙位二路燈掣
- 3-gang 2-way Lighting Switch 三位二路燈掣
- WP 1-gang 1-way Watertight Lighting Switch 單位防水燈掣
- WP/ 1-gang 2-way Watertight Lighting Switch 單位二路防水燈掣
- EF Switch for Exhaust Fan 抽氣扇開關掣
- WH Switch for Water Heater 熱水爐開關掣
- OV Switch for Oven 焗爐開關掣
- AC Switch for Indoor Air-Conditioner 室內空調機接線位

- IO Isolator for Outdoor Air-Conditioner 室外空調機開關掣
- TG Town Gas Water Heater Remote Controller 煤氣熱水爐溫度控制掣
- I3A I3A Single Socket Outlet I3A單位電插座
- I3A I3A Twin Socket Outlet I3A雙位電插座
- I3A I3A Single Floor Socket Outlet I3A藏地單位電插座
- WP I3A Single Watertight Socket Outlet I3A單位防水電插座
- TV TV/FM Outlet 電視及電台接收插座
- TE Telephone Outlet 電話插座
- FV Floor TV/FM Outlet 藏地電視及電台接收插座
- FT Floor Telephone Outlet 藏地電話插座
- DB Door Bell Push Button 門鈴按鈕

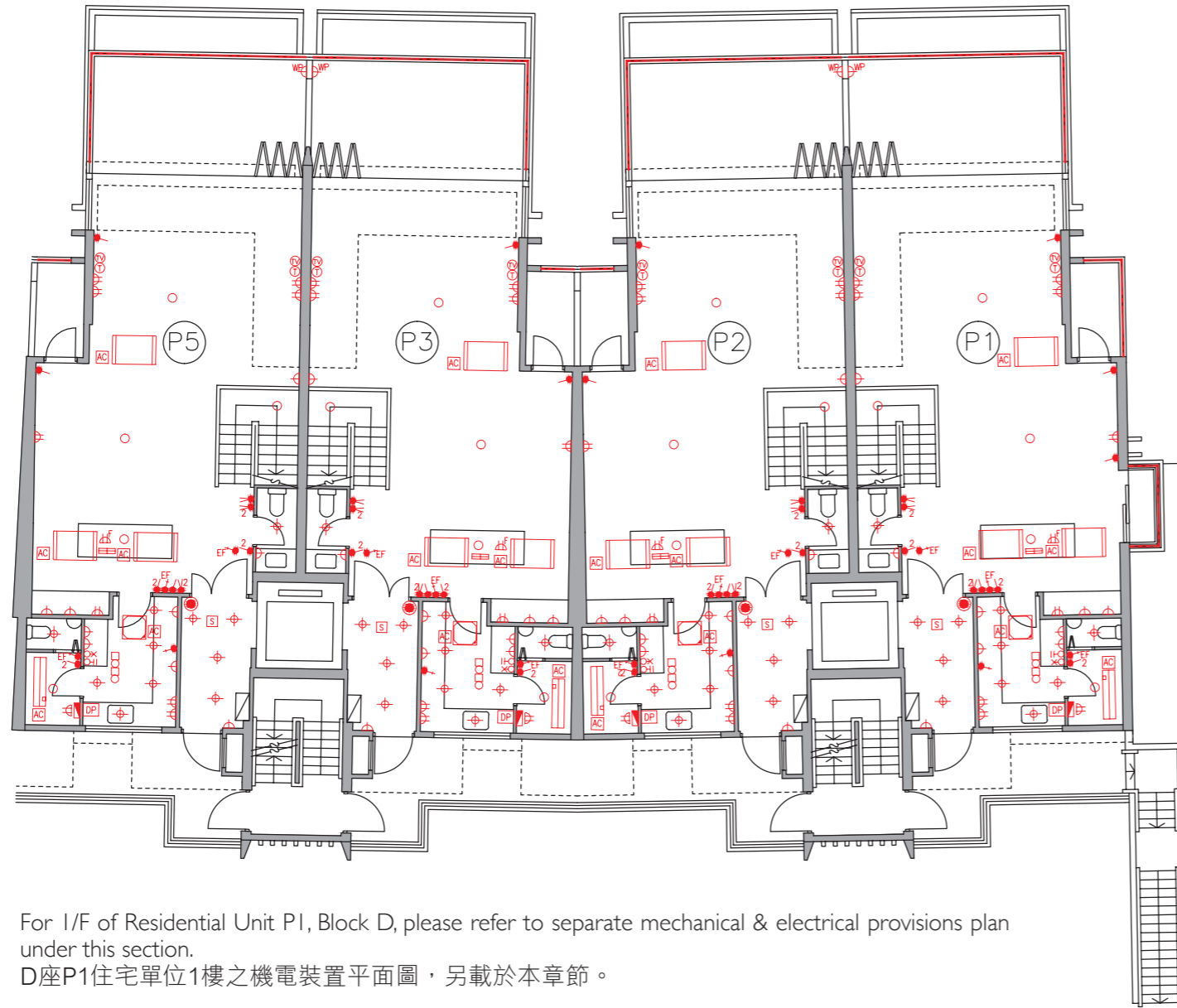
- DB Door Bell 門鈴
- DP Door Phone 對講機
- M.C.B. Board 總電掣箱
- Lamp Holder 燈位
- Downlight 天花燈
- Garden Lamp 花園燈
- Wall Mounted Lamp for Garden 花園牆身燈
- Roof Floor Lamp 天台地燈
- Wall Lamp 牆燈
- Strip Light 燈帶
- Light Trough 燈槽
- Town Gas Water Heater 煤氣熱水爐

- AI Indoor Air-Conditioner Controller 室內空調機控制器
- Pendant 吊燈
- Smart Switch 智能家居按鈕
- Town Gas Meter 煤氣錶
- Indoor Air-Conditioner 室內空調機
- Concealed Type Indoor Air-Conditioner 暗藏式室內空調機
- Cassette Type Indoor Air-Conditioner 卡式室內空調機
- Washing Machine Connection Point (Water Outlet) 洗衣機接駁點(去水位)
- Washing Machine Connection Point (Water Inlet) 洗衣機接駁點(來水位)
- Door Release Sensor 開燈感應器
- Power Bar 拖板

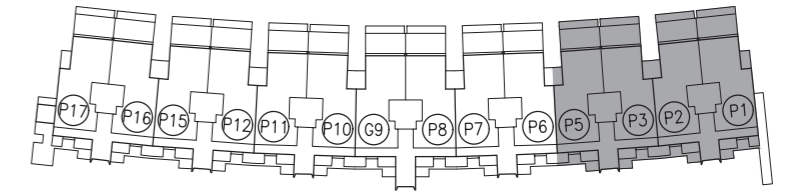
This page left blank intentionally
本頁故意留白

Mechanical & Electrical Provisions Plan 機電裝置平面圖

Block D 座 I/F (Part Plan) 1樓(部分平面圖)



For 1/F of Residential Unit P1, Block D, please refer to separate mechanical & electrical provisions plan under this section.
D座P1住宅單位1樓之機電裝置平面圖，另載於本章節。



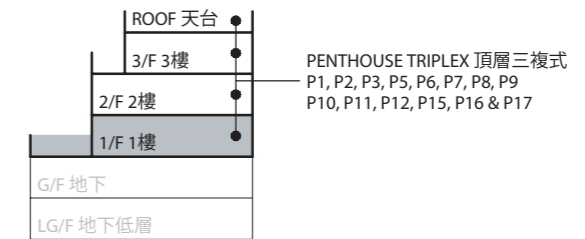
KEY PLAN 索引圖

Remark:

In the description of residential property in a residential block, the prefix "P" means Penthouse Triplex unit and the numbering means the numbering of Penthouse Triplex unit of Block A, B, D, E or F (as the case may be). e.g. "P1" refers to Penthouse Triplex 1 of Block A, B, D, E or F (as the case may be).

備註:

住宅大樓中住宅物業的描述中，字首「P」指頂層三複式單位，而編號指A、B、D、E或F座(視情況而定)的頂層三複式單位的編號。例如「P1」指A、B、D、E或F座(視情況而定)的頂層三複式1號單位。



KEY SECTION 索引橫截面圖

Legend 圖例

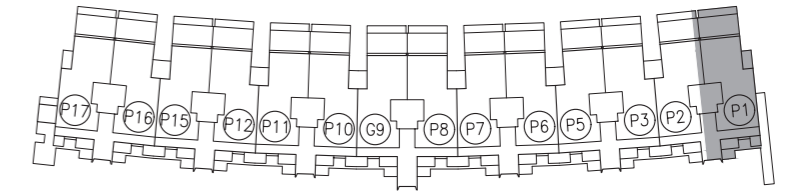
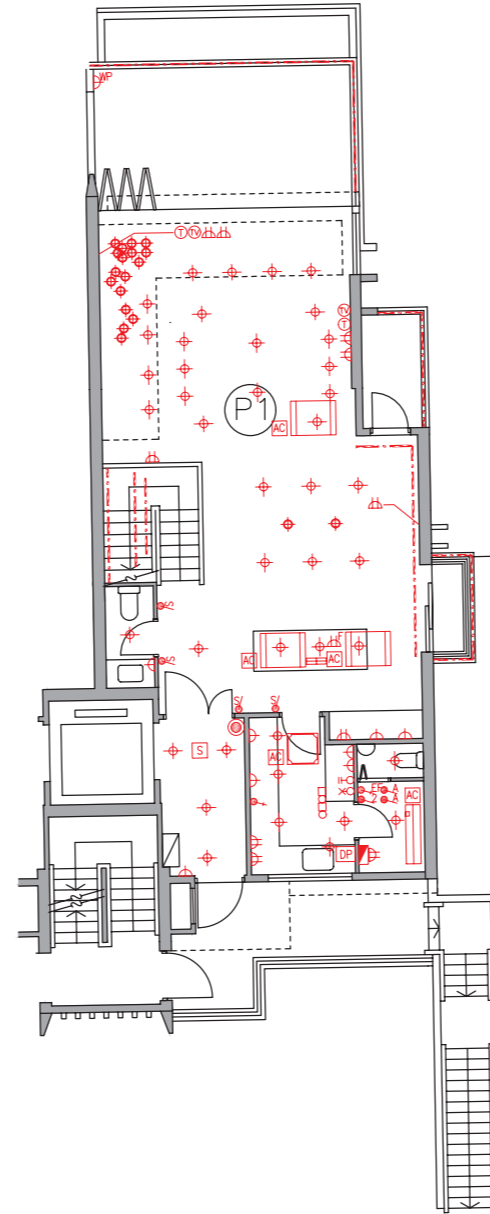
- | | | | |
|--|--|---|--|
| <ul style="list-style-type: none"> 1-gang 1-way Lighting Switch 單位燈掣 2-gang 1-way Lighting Switch 雙位燈掣 3-gang 1-way Lighting Switch 三位燈掣 1-gang 2-way Lighting Switch 單位二路燈掣 2-gang 2-way Lighting Switch 雙位二路燈掣 3-gang 2-way Lighting Switch 三位二路燈掣 1-gang 1-way Watertight Lighting Switch 單位防水燈掣 1-gang 2-way Watertight Lighting Switch 單位二路防水燈掣 Switch for Exhaust Fan 抽氣扇開關掣 Switch for Water Heater 熱水爐開關掣 Switch for Oven 焗爐開關掣 Switch for Indoor Air-Conditioner 室內空調機接線位 | <ul style="list-style-type: none"> Isolator for Outdoor Air-Conditioner 室外空調機開關掣 Town Gas Water Heater Remote Controller 煤氣熱水爐溫度控制掣 13A Single Socket Outlet 13A單位電插座 13A Twin Socket Outlet 13A雙位電插座 13A Single Floor Socket Outlet 13A藏地單位電插座 13A Single Watertight Socket Outlet 13A單位防水電插座 TV/FM Outlet 電視及電台接收插座 Telephone Outlet 電話插座 Floor TV/FM Outlet 藏地電視及電台接收插座 Floor Telephone Outlet 藏地電話插座 Door Bell Push Button 門鈴按鈕 | <ul style="list-style-type: none"> Door Bell 門鈴 Door Phone 對講機 M.C.B. Board 總電掣箱 Lamp Holder 燈位 Downlight 天花燈 Garden Lamp 花園燈 Wall Mounted Lamp for Garden 花園牆身燈 Roof Floor Lamp 天台地燈 Wall Lamp 牆燈 Strip Light 燈帶 Light Trough 燈槽 Town Gas Water Heater 煤氣熱水爐 | <ul style="list-style-type: none"> Town Gas Meter 煤氣錶 Indoor Air-Conditioner 室內空調機 Concealed Type Indoor Air-Conditioner 暗藏式室內空調機 Cassette Type Indoor Air-Conditioner 卡式室內空調機 Washing Machine Connection Point (Water Outlet) 洗衣機接駁點(去水位) Washing Machine Connection Point (Water Inlet) 洗衣機接駁點(來水位) Door Release Sensor 開燈感應器 Power Bar 拖板 |
|--|--|---|--|

Fittings, finishes and appliances

裝置、裝修物料及設備

Mechanical & Electrical Provisions Plan 機電裝置平面圖

Block D 座 I/F (Part Plan) 1樓(部分平面圖)



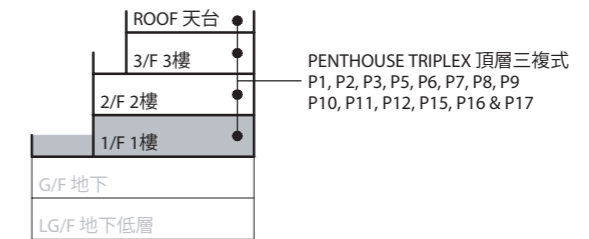
KEY PLAN 索引圖

Remark:

In the description of residential property in a residential block, the prefix "P" means Penthouse Triplex unit and the numbering means the numbering of Penthouse Triplex unit of Block A, B, D, E or F (as the case may be). e.g. "P1" refers to Penthouse Triplex 1 of Block A, B, D, E or F (as the case may be).

備註:

住宅大樓中住宅物業的描述中，字首「P」指頂層三複式單位，而編號指A、B、D、E或F座(視情況而定)的頂層三複式單位的編號。例如「P1」指A、B、D、E或F座(視情況而定)的頂層三複式1號單位。



KEY SECTION 索引橫截面圖

Legend 圖例

- 1-gang 1-way Lighting Switch 單位燈掣
- 2-gang 1-way Lighting Switch 雙位燈掣
- 3-gang 1-way Lighting Switch 三位燈掣
- 1-gang 2-way Lighting Switch 單位二路燈掣
- 2-gang 2-way Lighting Switch 雙位二路燈掣
- 3-gang 2-way Lighting Switch 三位二路燈掣
- WP 1-gang 1-way Watertight Lighting Switch 單位防水燈掣
- WP 1-gang 2-way Watertight Lighting Switch 單位二路防水燈掣
- EF Switch for Exhaust Fan 抽氣扇開關掣
- WH Switch for Water Heater 熱水爐開關掣
- OV Switch for Oven 焗爐開關掣
- Switch for Indoor Air-Conditioner 室內空調機接線位

- Isolator for Outdoor Air-Conditioner 室外空調機開關掣
- Town Gas Water Heater Remote Controller 煤氣熱水爐溫度控制掣
- I3A Single Socket Outlet I3A單位電插座
- I3A Twin Socket Outlet I3A雙位電插座
- I3A Single Floor Socket Outlet I3A藏地單位電插座
- I3A Single Watertight Socket Outlet I3A單位防水電插座
- TV/FM Outlet 電視及電台接收插座
- Telephone Outlet 電話插座
- Floor TV/FM Outlet 藏地電視及電台接收插座
- Floor Telephone Outlet 藏地電話插座
- Door Bell Push Button 門鈴按鈕

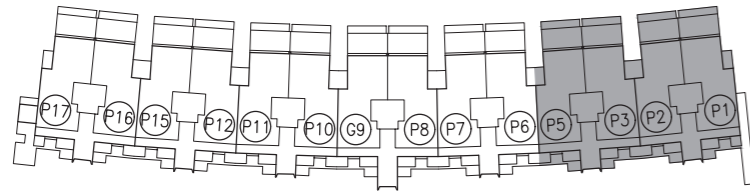
- Switch for Door Opening 電動趟門按鈕
- Door Bell 門鈴
- Door Phone 對講機
- M.C.B. Board 總電掣箱
- Lamp Holder 燈位
- Downlight 天花燈
- Garden Lamp 花園燈
- Wall Mounted Lamp for Garden 花園牆身燈
- Roof Floor Lamp 天台地燈
- Wall Lamp 牆燈
- Strip Light 燈帶
- Light Trough 燈槽
- Town Gas Water Heater 煤氣熱水爐

- Pendant 吊燈
- Indoor Air-Conditioner Controller 室內空調機控制器
- Smart Switch 智能家居按鈕
- Town Gas Meter 煤氣錶
- Indoor Air-Conditioner 室內空調機
- Concealed Type Indoor Air-Conditioner 暗藏式室內空調機
- Cassette Type Indoor Air-Conditioner 卡式室內空調機
- Washing Machine Connection Point (Water Outlet) 洗衣機接駁點(去水位)
- Washing Machine Connection Point (Water Inlet) 洗衣機接駁點(來水位)
- Door Release Sensor 開燈感應器
- Power Bar 拖板

This page left blank intentionally
本頁故意留白

Mechanical & Electrical Provisions Plan 機電裝置平面圖

Block D 座 2/F (Part Plan) 2樓(部分平面圖)



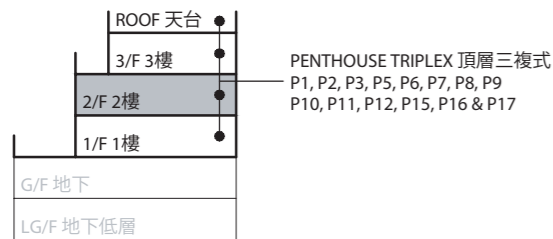
KEY PLAN 索引圖

Remark :

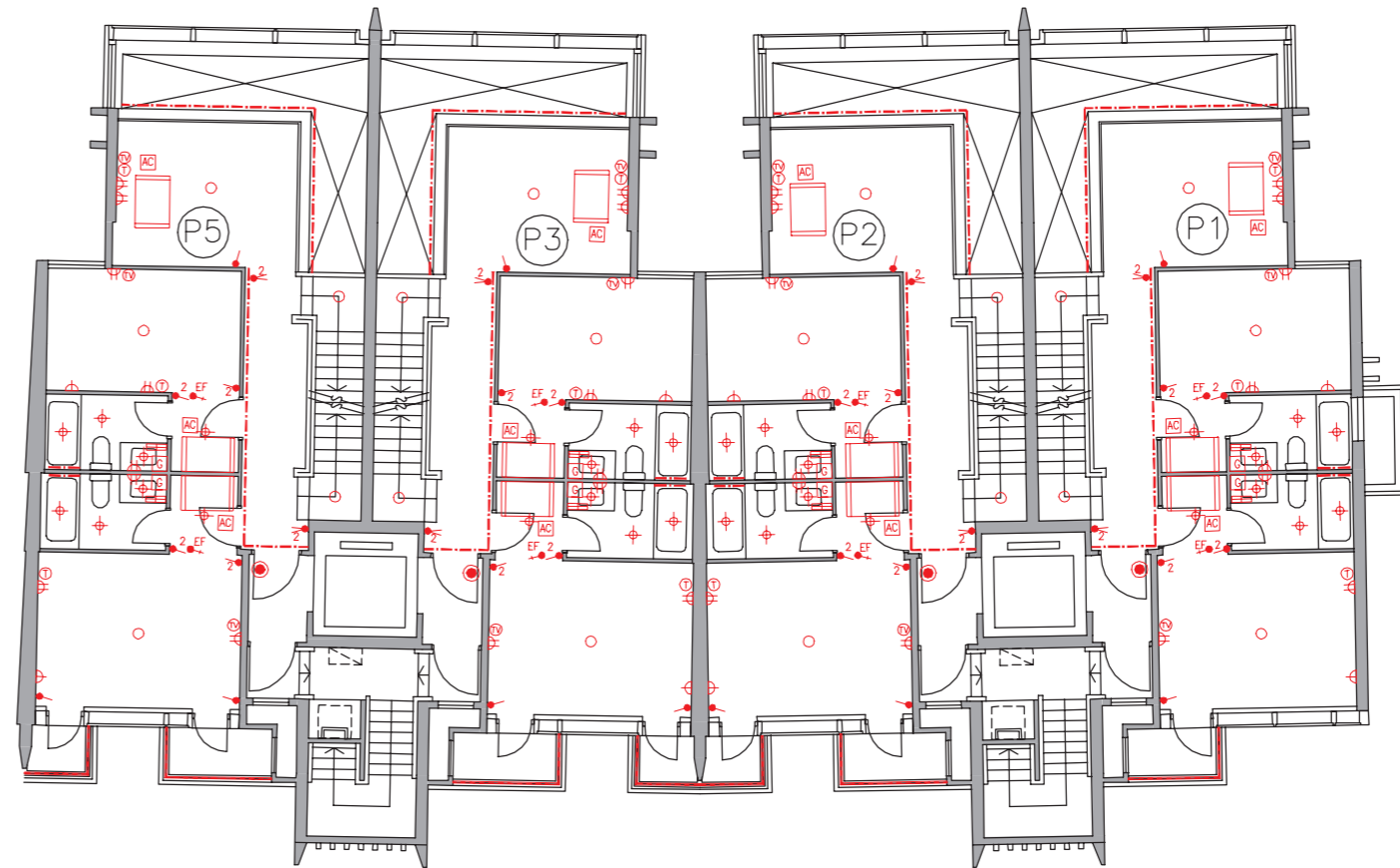
In the description of residential property in a residential block, the prefix "P" means Penthouse Triplex unit and the numbering means the numbering of Penthouse Triplex unit of Block A, B, D, E or F (as the case may be). e.g. "P1" refers to Penthouse Triplex 1 of Block A, B, D, E or F (as the case may be).

備註：

住宅大樓中住宅物業的描述中，字首「P」指頂層三複式單位，而編號指A、B、D、E或F座(視情況而定)的頂層三複式單位的編號。例如「P1」指A、B、D、E或F座(視情況而定)的頂層三複式1號單位。



KEY SECTION 索引橫截面圖



For 2/F of Residential Unit P1, Block D, please refer to separate mechanical & electrical provisions plan under this section.

D座P1住宅單位2樓之機電裝置平面圖，另載於本章節。

Legend 圖例

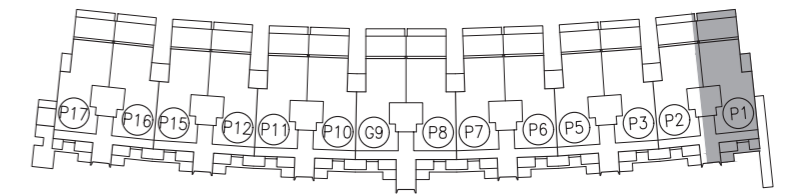
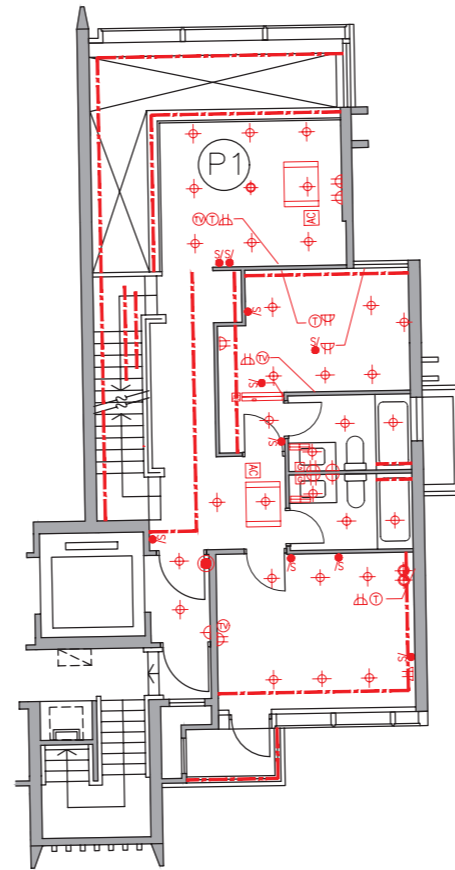
- | | | | |
|--|--|---|--|
| <ul style="list-style-type: none"> 1-gang 1-way Lighting Switch 單位燈掣 2-gang 1-way Lighting Switch 雙位燈掣 3-gang 1-way Lighting Switch 三位燈掣 1-gang 2-way Lighting Switch 單位二路燈掣 2-gang 2-way Lighting Switch 雙位二路燈掣 3-gang 2-way Lighting Switch 三位二路燈掣 WP 1-gang 1-way Watertight Lighting Switch 單位防水燈掣 WP 1-gang 2-way Watertight Lighting Switch 單位二路防水燈掣 EF Switch for Exhaust Fan 抽氣扇開關掣 WH Switch for Water Heater 熱水爐開關掣 OV Switch for Oven 焗爐開關掣 AC Switch for Indoor Air-Conditioner 室內空調機接線位 | <ul style="list-style-type: none"> Isolator for Outdoor Air-Conditioner 室外空調機開關掣 Town Gas Water Heater Remote Controller 煤氣熱水爐溫度控制器 I3A Single Socket Outlet I3A單位電插座 I3A Twin Socket Outlet I3A雙位電插座 I3A Single Floor Socket Outlet I3A藏地單位電插座 I3A Single Watertight Socket Outlet I3A單位防水電插座 TV/FM Outlet 電視及電台接收插座 Telephone Outlet 電話插座 Floor TV/FM Outlet 藏地電視及電台接收插座 Floor Telephone Outlet 藏地電話插座 Door Bell Push Button 門鈴按鈕 | <ul style="list-style-type: none"> Door Bell 門鈴 Door Phone 對講機 M.C.B. Board 總電掣箱 Lamp Holder 燈位 Downlight 天花燈 Garden Lamp 花園燈 Wall Mounted Lamp for Garden 花園牆身燈 Roof Floor Lamp 天台地燈 Wall Lamp 牆燈 Strip Light 燈帶 Light Trough 燈槽 Town Gas Water Heater 煤氣熱水爐 | <ul style="list-style-type: none"> Town Gas Meter 煤氣錶 Indoor Air-Conditioner 室內空調機 Concealed Type Indoor Air-Conditioner 暗藏式室內空調機 Cassette Type Indoor Air-Conditioner 卡式室內空調機 Washing Machine Connection Point (Water Outlet) 洗衣機接駁點(去水位) Washing Machine Connection Point (Water Inlet) 洗衣機接駁點(來水位) Door Release Sensor 開燈感應器 Power Bar 拖板 |
|--|--|---|--|

Fittings, finishes and appliances

裝置、裝修物料及設備

Mechanical & Electrical Provisions Plan 機電裝置平面圖

Block D 座 2/F (Part Plan) 2樓(部分平面圖)



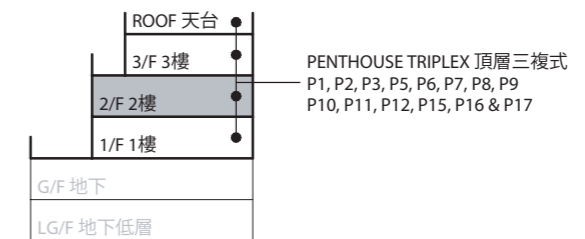
KEY PLAN 索引圖

Remark:

In the description of residential property in a residential block, the prefix "P" means Penthouse Triplex unit and the numbering means the numbering of Penthouse Triplex unit of Block A, B, D, E or F (as the case may be). e.g. "P1" refers to Penthouse Triplex 1 of Block A, B, D, E or F (as the case may be).

備註:

住宅大樓中住宅物業的描述中，字首「P」指頂層三複式單位，而編號指A、B、D、E或F座(視情況而定)的頂層三複式單位的編號。例如「P1」指A、B、D、E或F座(視情況而定)的頂層三複式1號單位。



KEY SECTION 索引橫截面圖

Legend 圖例

- 1-gang 1-way Lighting Switch 單位燈掣
- 2-gang 1-way Lighting Switch 雙位燈掣
- 3-gang 1-way Lighting Switch 三位燈掣
- 1-gang 2-way Lighting Switch 單位二路燈掣
- 2-gang 2-way Lighting Switch 雙位二路燈掣
- 3-gang 2-way Lighting Switch 三位二路燈掣
- WP 1-gang 1-way Watertight Lighting Switch 單位防水燈掣
- WP 1-gang 2-way Watertight Lighting Switch 單位二路防水燈掣
- EF Switch for Exhaust Fan 抽氣扇開關掣
- WH Switch for Water Heater 熱水爐開關掣
- OV Switch for Oven 焗爐開關掣
- AC Switch for Indoor Air-Conditioner 室內空調機接線位

- Isolator for Outdoor Air-Conditioner 室外空調機開關掣
- Town Gas Water Heater Remote Controller 煤氣熱水爐溫度控制掣
- I3A Single Socket Outlet I3A單位電插座
- I3A Twin Socket Outlet I3A雙位電插座
- I3A Single Floor Socket Outlet I3A藏地單位電插座
- I3A Single Watertight Socket Outlet I3A單位防水電插座
- TV/FM Outlet 電視及電台接收插座
- Telephone Outlet 電話插座
- Floor TV/FM Outlet 藏地電視及電台接收插座
- Floor Telephone Outlet 藏地電話插座
- Door Bell Push Button 門鈴按鈕

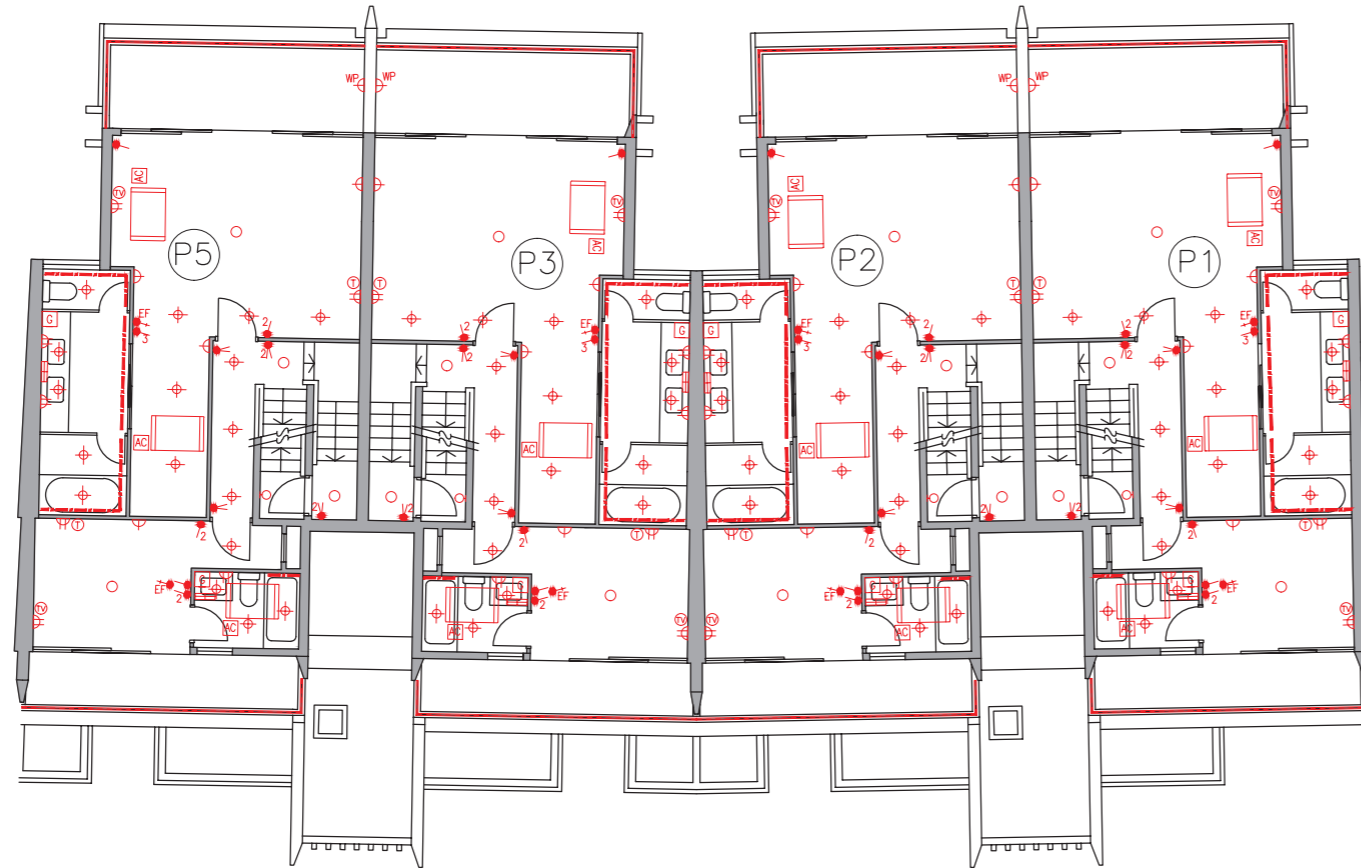
- Door Bell 門鈴
- DP Door Phone 對講機
- M.C.B. Board 總電掣箱
- Lamp Holder 燈位
- Downlight 天花燈
- Garden Lamp 花園燈
- Wall Mounted Lamp for Garden 花園牆身燈
- Roof Floor Lamp 天台地燈
- Wall Lamp 牆燈
- Strip Light 燈帶
- Light Trough 燈槽
- Town Gas Water Heater 煤氣熱水爐

- Pendant 吊燈
- Smart Switch 智能家居按鈕
- Town Gas Meter 煤氣錶
- Indoor Air-Conditioner 室內空調機
- Concealed Type Indoor Air-Conditioner 暗藏式室內空調機
- Cassette Type Indoor Air-Conditioner 卡式室內空調機
- Washing Machine Connection Point (Water Outlet) 洗衣機接駁點(去水位)
- Washing Machine Connection Point (Water Inlet) 洗衣機接駁點(來水位)
- Door Release Sensor 開燈感應器
- Power Bar 拖板

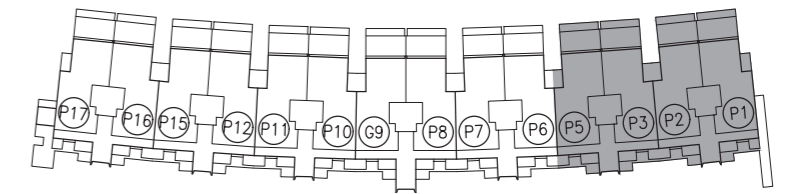
This page left blank intentionally
本頁故意留白

Mechanical & Electrical Provisions Plan 機電裝置平面圖

Block D 座 3/F (Part Plan) 3樓(部分平面圖)



For 3/F of Residential Unit P1, Block D, please refer to separate mechanical & electrical provisions plan under this section.
D座P1住宅單位3樓之機電裝置平面圖，另載於本章節。



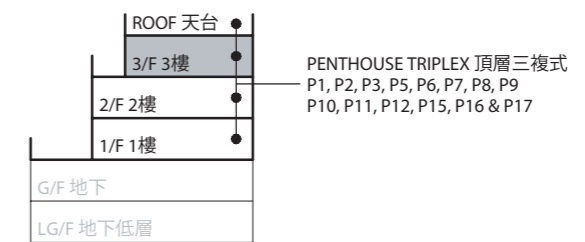
KEY PLAN 索引圖

Remark :

In the description of residential property in a residential block, the prefix "P" means Penthouse Triplex unit and the numbering means the numbering of Penthouse Triplex unit of Block A, B, D, E or F (as the case may be). e.g. "P1" refers to Penthouse Triplex 1 of Block A, B, D, E or F (as the case may be).

備註：

住宅大樓中住宅物業的描述中，字首「P」指頂層三複式單位，而編號指A、B、D、E或F座(視情況而定)的頂層三複式單位的編號。例如「P1」指A、B、D、E或F座(視情況而定)的頂層三複式1號單位。



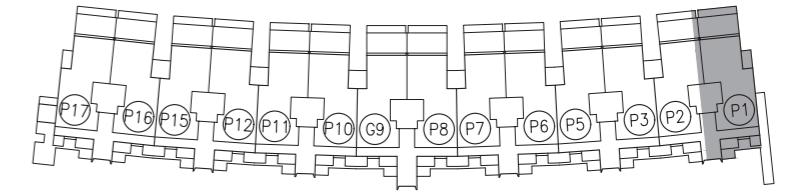
KEY SECTION 索引橫截面圖

Legend 圖例

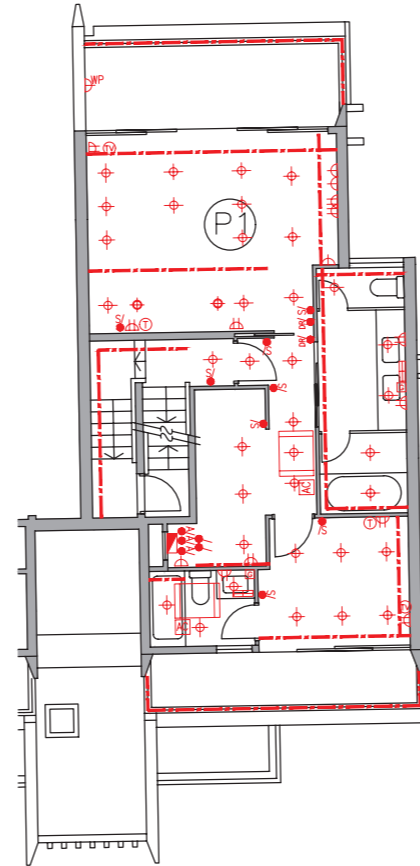
- | | | | |
|--|--|---|--|
| <ul style="list-style-type: none"> 1-gang 1-way Lighting Switch 單位燈掣 2-gang 1-way Lighting Switch 雙位燈掣 3-gang 1-way Lighting Switch 三位燈掣 1-gang 2-way Lighting Switch 單位二路燈掣 2-gang 2-way Lighting Switch 雙位二路燈掣 3-gang 2-way Lighting Switch 三位二路燈掣 1-gang 1-way Watertight Lighting Switch 單位防水燈掣 1-gang 2-way Watertight Lighting Switch 單位二路防水燈掣 Switch for Exhaust Fan 抽氣扇開關掣 Switch for Water Heater 熱水爐開關掣 Switch for Oven 焗爐開關掣 Switch for Indoor Air-Conditioner 室內空調機接線位 | <ul style="list-style-type: none"> Isolator for Outdoor Air-Conditioner 室外空調機開關掣 Town Gas Water Heater Remote Controller 煤氣熱水爐溫度控制掣 13A Single Socket Outlet 13A單位電插座 13A Twin Socket Outlet 13A雙位電插座 13A Single Floor Socket Outlet 13A藏地單位電插座 13A Single Watertight Socket Outlet 13A單位防水電插座 TV/FM Outlet 電視及電台接收插座 Telephone Outlet 電話插座 Floor TV/FM Outlet 藏地電視及電台接收插座 Floor Telephone Outlet 藏地電話插座 Door Bell Push Button 門鈴按鈕 | <ul style="list-style-type: none"> Door Bell 門鈴 Door Phone 對講機 M.C.B. Board 總電掣箱 Lamp Holder 燈位 Downlight 天花燈 Garden Lamp 花園燈 Wall Mounted Lamp for Garden 花園牆身燈 Roof Floor Lamp 天台地燈 Wall Lamp 牆燈 Strip Light 燈帶 Light Trough 燈槽 Town Gas Water Heater 煤氣熱水爐 | <ul style="list-style-type: none"> Town Gas Meter 煤氣錶 Indoor Air-Conditioner 室內空調機 Concealed Type Indoor Air-Conditioner 暗藏式室內空調機 Cassette Type Indoor Air-Conditioner 卡式室內空調機 Washing Machine Connection Point (Water Outlet) 洗衣機接駁點(去水位) Washing Machine Connection Point (Water Inlet) 洗衣機接駁點(來水位) Door Release Sensor 開燈感應器 Power Bar 拖板 |
|--|--|---|--|

Mechanical & Electrical Provisions Plan 機電裝置平面圖

Block D 座 3/F (Part Plan) 3樓(部分平面圖)



KEY PLAN 索引圖

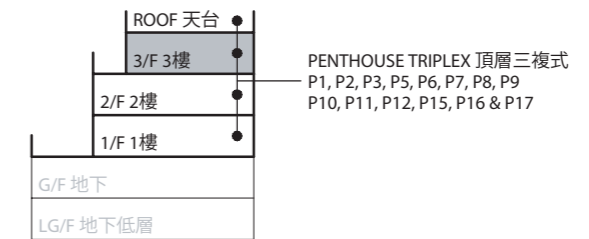


Remark :

In the description of residential property in a residential block, the prefix "P" means Penthouse Triplex unit and the numbering means the numbering of Penthouse Triplex unit of Block A, B, D, E or F (as the case may be). e.g. "P1" refers to Penthouse Triplex 1 of Block A, B, D, E or F (as the case may be).

備註：

住宅大樓中住宅物業的描述中，字首「P」指頂層三複式單位，而編號指A、B、D、E或F座(視情況而定)的頂層三複式單位的編號。例如「P1」指A、B、D、E或F座(視情況而定)的頂層三複式1號單位。



KEY SECTION 索引橫截面圖

Legend 圖例

- 1-gang 1-way Lighting Switch 單位燈掣
- 2-gang 1-way Lighting Switch 雙位燈掣
- 3-gang 1-way Lighting Switch 三位燈掣
- 1-gang 2-way Lighting Switch 單位二路燈掣
- 2-gang 2-way Lighting Switch 雙位二路燈掣
- 3-gang 2-way Lighting Switch 三位二路燈掣
- WP 1-gang 1-way Watertight Lighting Switch 單位防水燈掣
- WP 1-gang 2-way Watertight Lighting Switch 單位二路防水燈掣
- EF Switch for Exhaust Fan 抽氣扇開關掣
- WH Switch for Water Heater 熱水爐開關掣
- OV Switch for Oven 焗爐開關掣
- Switch for Indoor Air-Conditioner 室內空調機接線位

- Isolator for Outdoor Air-Conditioner 室外空調機開關掣
- Town Gas Water Heater Remote Controller 煤氣熱水爐溫度控制掣
- I3A Single Socket Outlet I3A單位電插座
- I3A Twin Socket Outlet I3A雙位電插座
- I3A Single Floor Socket Outlet I3A藏地單位電插座
- I3A Single Watertight Socket Outlet I3A單位防水電插座
- TV/FM Outlet 電視及電台接收插座
- Telephone Outlet 電話插座
- Floor TV/FM Outlet 藏地電視及電台接收插座
- Floor Telephone Outlet 藏地電話插座
- Door Bell Push Button 門鈴按鈕

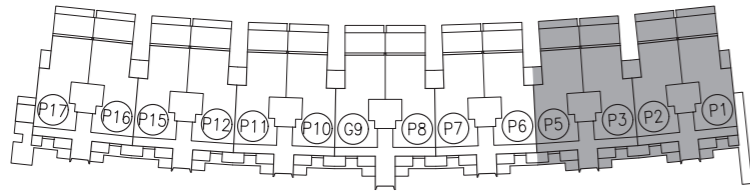
- Switch for Door Opening 電動趟門按鈕
- Door Bell 門鈴
- Door Phone 對講機
- M.C.B. Board 總電掣箱
- Lamp Holder 燈位
- Downlight 天花燈
- Garden Lamp 花園燈
- Wall Mounted Lamp for Garden 花園牆身燈
- Roof Floor Lamp 天台地燈
- Wall Lamp 牆燈
- Strip Light 燈帶
- Light Trough 燈槽
- Town Gas Water Heater 煤氣熱水爐

- Pendant 吊燈
- Indoor Air-Conditioner Controller 室內空調機控制器
- Smart Switch 智能家居按鈕
- Town Gas Meter 煤氣錶
- Indoor Air-Conditioner 室內空調機
- Concealed Type Indoor Air-Conditioner 暗藏式室內空調機
- Cassette Type Indoor Air-Conditioner 卡式室內空調機
- Washing Machine Connection Point (Water Outlet) 洗衣機接駁點(去水位)
- Washing Machine Connection Point (Water Inlet) 洗衣機接駁點(來水位)
- Door Release Sensor 開燈感應器
- Power Bar 拖板

This page left blank intentionally
本頁故意留白

Mechanical & Electrical Provisions Plan 機電裝置平面圖

Block D 座 Roof (Part Plan) 天台(部分平面圖)



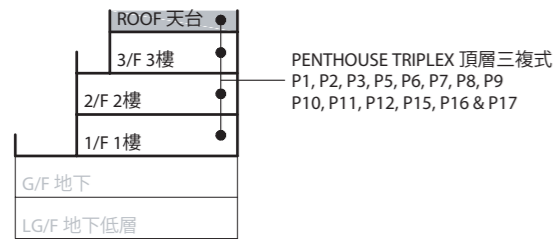
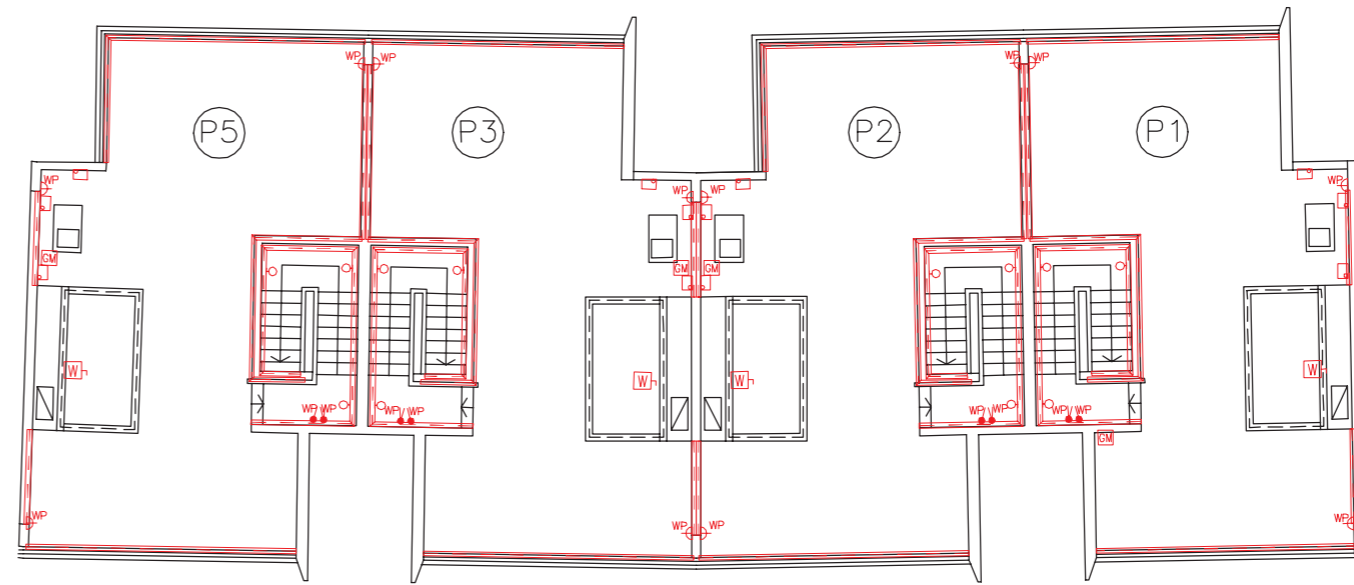
KEY PLAN 索引圖

Remark :

In the description of residential property in a residential block, the prefix "P" means Penthouse Triplex unit and the numbering means the numbering of Penthouse Triplex unit of Block A, B, D, E or F (as the case may be). e.g. "P1" refers to Penthouse Triplex 1 of Block A, B, D, E or F (as the case may be).

備註 :

住宅大樓中住宅物業的描述中，字首「P」指頂層三複式單位，而編號指A、B、D、E或F座(視情況而定)的頂層三複式單位的編號。例如「P1」指A、B、D、E或F座(視情況而定)的頂層三複式1號單位。



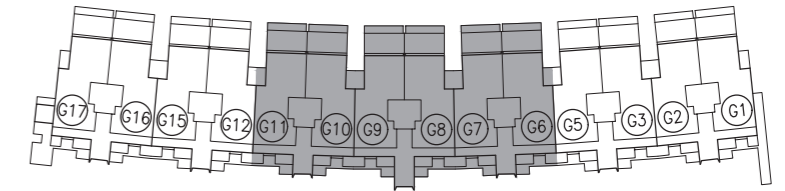
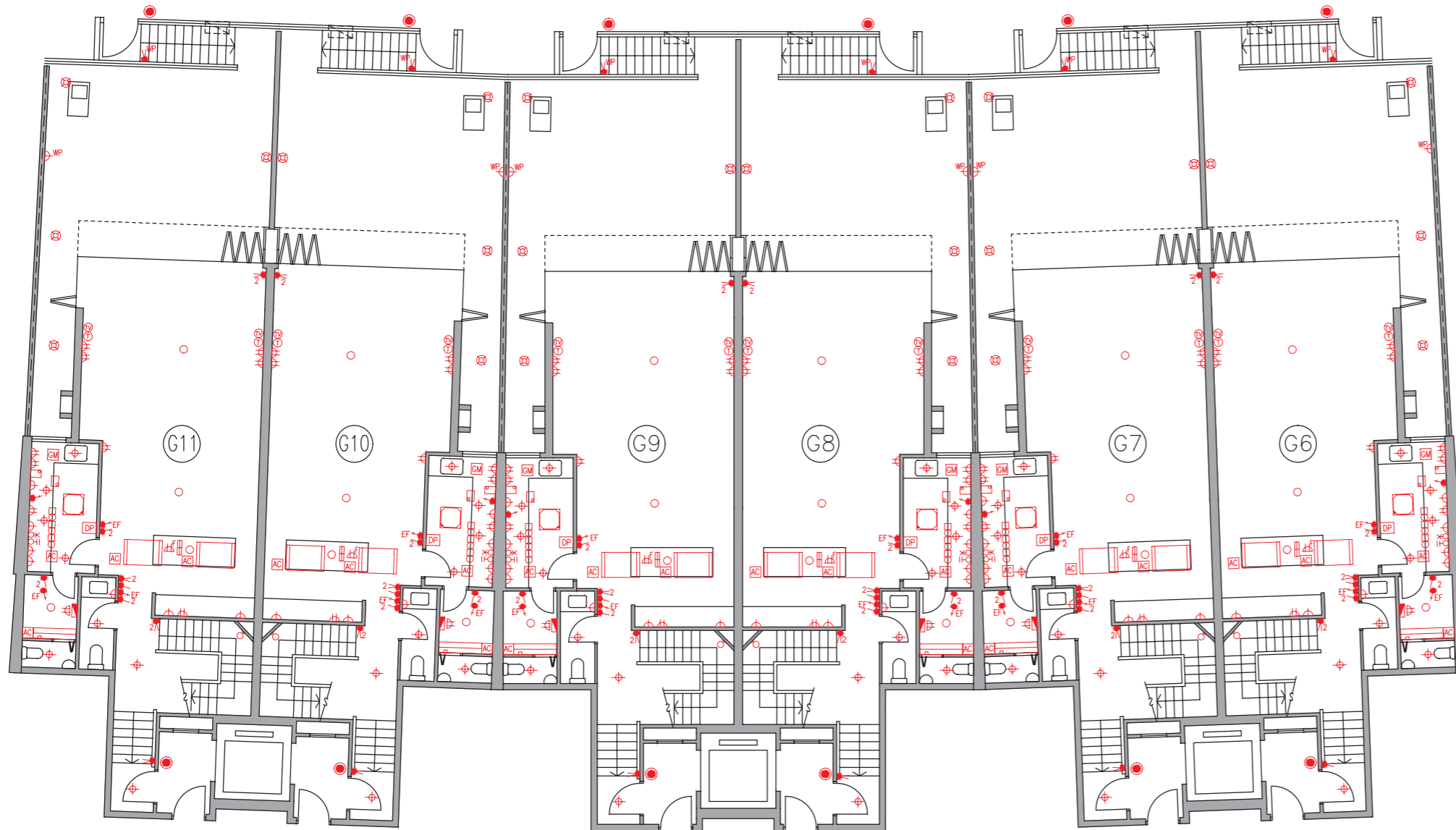
KEY SECTION 索引橫截面圖

Legend 圖例

- | | | | |
|---|--|---|--|
| <ul style="list-style-type: none"> 1-gang 1-way Lighting Switch 單位燈掣 2-gang 1-way Lighting Switch 雙位燈掣 3-gang 1-way Lighting Switch 三位燈掣 1-gang 2-way Lighting Switch 單位二路燈掣 2-gang 2-way Lighting Switch 雙位二路燈掣 3-gang 2-way Lighting Switch 三位二路燈掣 WP 1-gang 1-way Watertight Lighting Switch 單位防水燈掣 WP 1-gang 2-way Watertight Lighting Switch 單位二路防水燈掣 EF Switch for Exhaust Fan 抽氣扇開關掣 WH Switch for Water Heater 熱水爐開關掣 OV Switch for Oven 焗爐開關掣 Switch for Indoor Air-Conditioner 室內空調機接線位 | <ul style="list-style-type: none"> Isolator for Outdoor Air-Conditioner 室外空調機開關掣 Town Gas Water Heater Remote Controller 煤氣熱水爐溫度控制掣 I3A Single Socket Outlet I3A單位電插座 I3A Twin Socket Outlet I3A雙位電插座 I3A Single Floor Socket Outlet I3A藏地單位電插座 I3A Single Watertight Socket Outlet I3A單位防水電插座 TV/FM Outlet 電視及電台接收插座 Telephone Outlet 電話插座 Floor TV/FM Outlet 藏地電視及電台接收插座 Floor Telephone Outlet 藏地電話插座 Door Bell Push Button 門鈴按鈕 | <ul style="list-style-type: none"> Door Bell 門鈴 Door Phone 對講機 M.C.B. Board 總電掣箱 Lamp Holder 燈位 Downlight 天花燈 Garden Lamp 花園燈 Wall Mounted Lamp for Garden 花園牆身燈 Roof Floor Lamp 天台地燈 Wall Lamp 牆燈 Strip Light 燈帶 Light Trough 燈槽 Town Gas Water Heater 煤氣熱水爐 | <ul style="list-style-type: none"> Town Gas Meter 煤氣錶 Indoor Air-Conditioner 室內空調機 Concealed Type Indoor Air-Conditioner 暗藏式室內空調機 Cassette Type Indoor Air-Conditioner 卡式室內空調機 Washing Machine Connection Point (Water Outlet) 洗衣機接駁點(去水位) Washing Machine Connection Point (Water Inlet) 洗衣機接駁點(來水位) Door Release Sensor 開燈感應器 Power Bar 拖板 |
|---|--|---|--|

Mechanical & Electrical Provisions Plan 機電裝置平面圖

Block D 座 LG/F (Part Plan) 地下低層(部分平面圖)



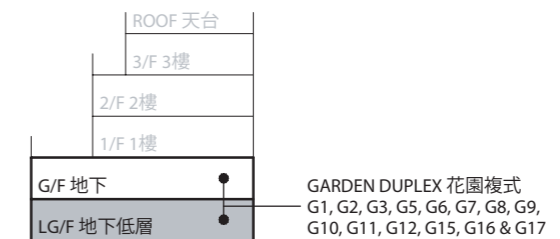
KEY PLAN 索引圖

Remark :

In the description of residential property in a residential block, the prefix "G" means Garden Duplex unit and the numbering means the numbering of Garden Duplex unit of Block A, B, C, D, E or F (as the case may be). e.g. "G1" refers to Garden Duplex 1 of Block A, B, C, D, E or F (as the case may be).

備註：

住宅大樓的住宅物業的描述中，字首「G」指花園複式單位，而編號指A、B、C、D、E或F座(視情況而定)的花園複式單位的編號。例如「G1」指A、B、C、D、E或F座(視情況而定)的花園複式1號單位。



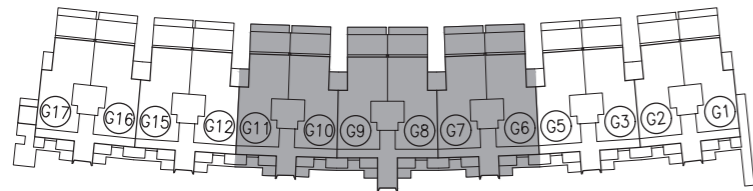
KEY SECTION 索引橫截面圖

Legend 圖例

- | | | | |
|--|---|---|--|
| <ul style="list-style-type: none"> 1-gang 1-way Lighting Switch 單位燈掣 2-gang 1-way Lighting Switch 雙位燈掣 3-gang 1-way Lighting Switch 三位燈掣 1-gang 2-way Lighting Switch 單位二路燈掣 2-gang 2-way Lighting Switch 雙位二路燈掣 3-gang 2-way Lighting Switch 三位二路燈掣 WP 1-gang 1-way Watertight Lighting Switch 單位防水燈掣 WP 1-gang 2-way Watertight Lighting Switch 單位二路防水燈掣 EF Switch for Exhaust Fan 抽氣扇開關掣 WH Switch for Water Heater 熱水爐開關掣 OV Switch for Oven 焗爐開關掣 AC Switch for Indoor Air-Conditioner 室內空調機接線位 | <ul style="list-style-type: none"> Isolator for Outdoor Air-Conditioner 室外空調機開關掣 Town Gas Water Heater Remote Controller 煤氣熱水爐溫度控制掣 I3A Single Socket Outlet I3A單位電插座 I3A Twin Socket Outlet I3A雙位電插座 I3A Single Floor Socket Outlet I3A藏地單位電插座 WP I3A Single Watertight Socket Outlet I3A單位防水電插座 TV/FM Outlet 電視及電台接收插座 Telephone Outlet 電話插座 Floor TV/FM Outlet 藏地電視及電台接收插座 Floor Telephone Outlet 藏地電話插座 Door Bell Push Button 門鈴按鈕 | <ul style="list-style-type: none"> Door Bell 門鈴 Door Phone 對講機 M.C.B. Board 總電掣箱 Lamp Holder 燈位 Downlight 天花燈 Garden Lamp 花園燈 Wall Mounted Lamp for Garden 花園牆身燈 Roof Floor Lamp 天台地燈 Wall Lamp 牆燈 Strip Light 燈帶 Light Trough 燈槽 Town Gas Water Heater 煤氣熱水爐 | <ul style="list-style-type: none"> Town Gas Meter 煤氣錶 Indoor Air-Conditioner 室內空調機 Concealed Type Indoor Air-Conditioner 暗藏式室內空調機 Cassette Type Indoor Air-Conditioner 卡式室內空調機 Washing Machine Connection Point (Water Outlet) 洗衣機接駁點(去水位) Washing Machine Connection Point (Water Inlet) 洗衣機接駁點(來水位) Door Release Sensor 開燈感應器 Power Bar 拖板 |
|--|---|---|--|

Mechanical & Electrical Provisions Plan 機電裝置平面圖

Block D 座 G/F (Part Plan) 地下(部分平面圖)



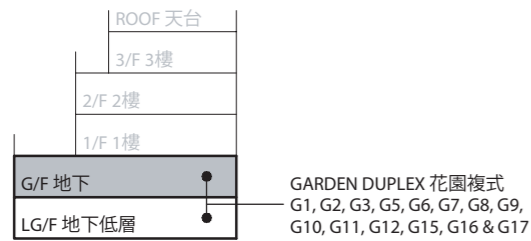
KEY PLAN 索引圖

Remark :

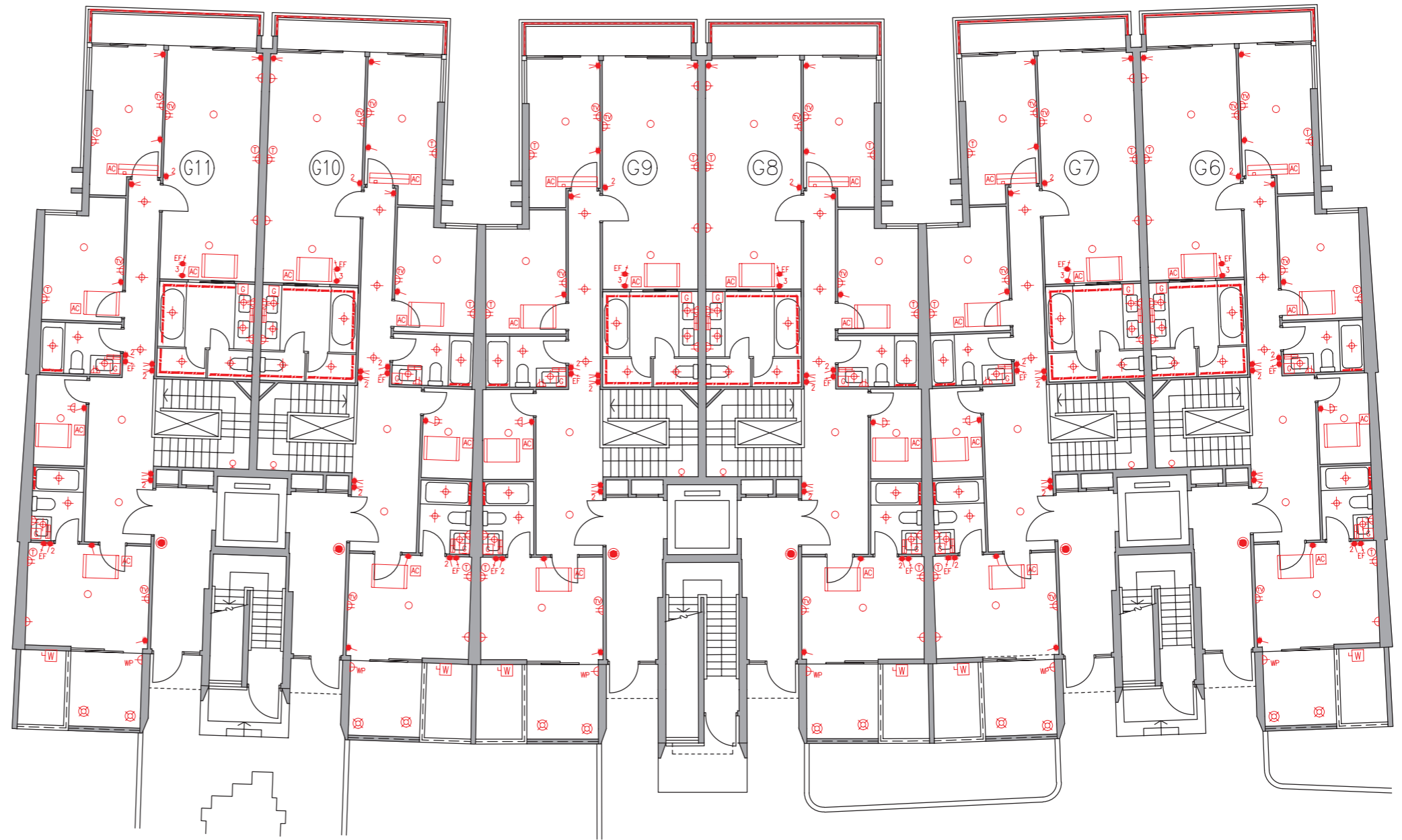
In the description of residential property in a residential block, the prefix "G" means Garden Duplex unit and the numbering means the numbering of Garden Duplex unit of Block A, B, C, D, E or F (as the case may be). e.g. "G1" refers to Garden Duplex 1 of Block A, B, C, D, E or F (as the case may be).

備註 :

住宅大樓的住宅物業的描述中，字首「G」指花園複式單位，而編號指A、B、C、D、E或F座(視情況而定)的花園複式單位的編號。例如「G1」指A、B、C、D、E或F座(視情況而定)的花園複式1號單位。



KEY SECTION 索引橫截面圖

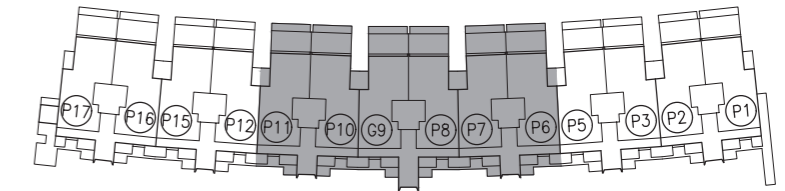
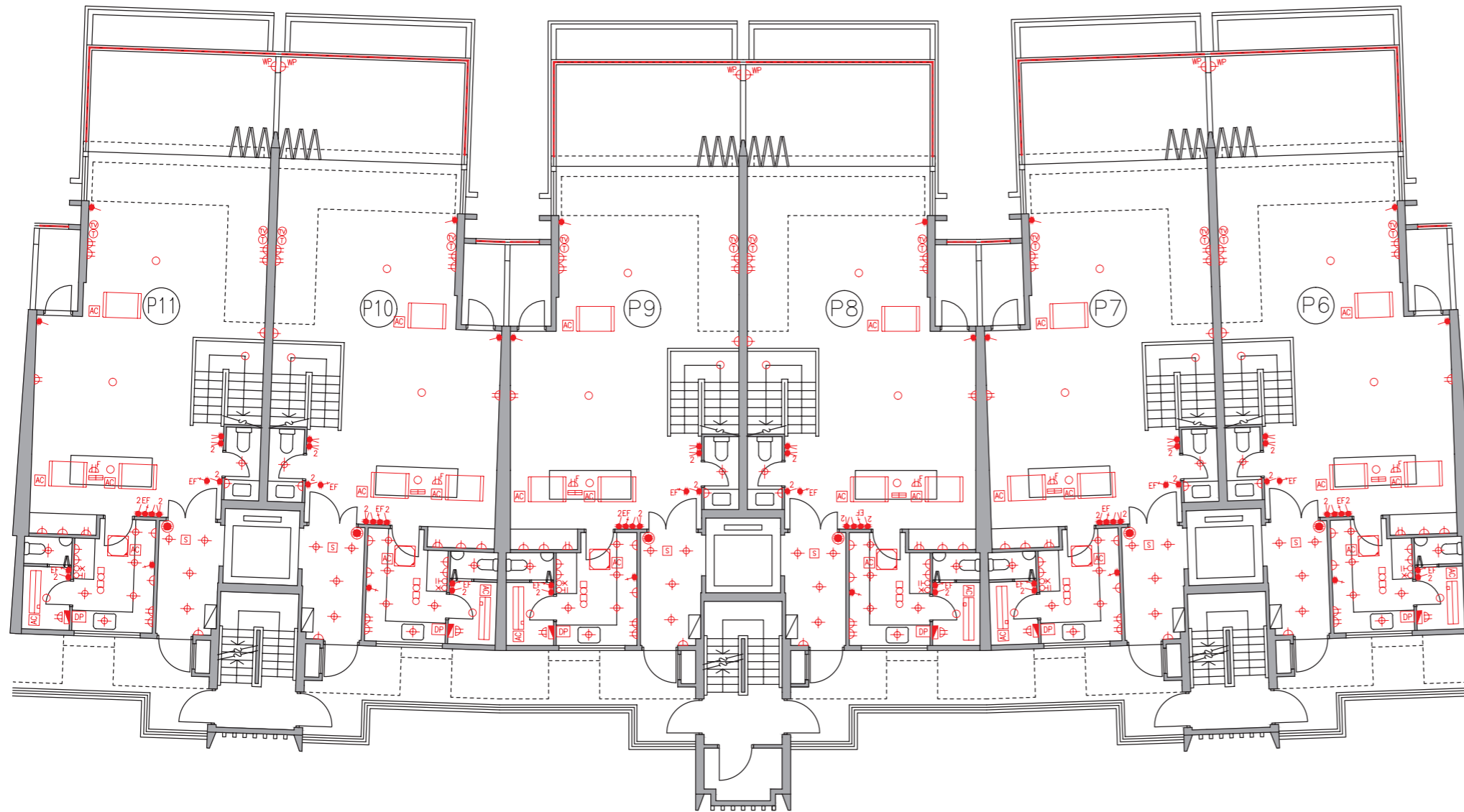


Legend 圖例

- | | | | |
|---|--|---|--|
| <ul style="list-style-type: none"> 1-gang 1-way Lighting Switch 單位燈掣 2-gang 1-way Lighting Switch 雙位燈掣 3-gang 1-way Lighting Switch 三位燈掣 1-gang 2-way Lighting Switch 單位二路燈掣 2-gang 2-way Lighting Switch 雙位二路燈掣 3-gang 2-way Lighting Switch 三位二路燈掣 WP 1-gang 1-way Watertight Lighting Switch 單位防水燈掣 WP/ 1-gang 2-way Watertight Lighting Switch 單位二路防水燈掣 EF Switch for Exhaust Fan 抽氣扇開關掣 WH Switch for Water Heater 熱水爐開關掣 OV Switch for Oven 焗爐開關掣 AC Switch for Indoor Air-Conditioner 室內空調機接線位 | <ul style="list-style-type: none"> Isolator for Outdoor Air-Conditioner 室外空調機開關掣 Town Gas Water Heater Remote Controller 煤氣熱水爐溫度控制掣 I3A Single Socket Outlet I3A單位電插座 I3A Twin Socket Outlet I3A雙位電插座 I3A Single Floor Socket Outlet I3A藏地單位電插座 I3A Single Watertight Socket Outlet I3A單位防水電插座 TV/FM Outlet 電視及電台接收插座 Telephone Outlet 電話插座 Floor TV/FM Outlet 藏地電視及電台接收插座 Floor Telephone Outlet 藏地電話插座 Door Bell Push Button 門鈴按鈕 | <ul style="list-style-type: none"> Door Bell 門鈴 Door Phone 對講機 M.C.B. Board 總電掣箱 Lamp Holder 燈位 Downlight 天花燈 Garden Lamp 花園燈 Wall Mounted Lamp for Garden 花園牆身燈 Roof Floor Lamp 天台地燈 Wall Lamp 牆燈 Strip Light 燈帶 Light Trough 燈槽 Town Gas Water Heater 煤氣熱水爐 | <ul style="list-style-type: none"> Town Gas Meter 煤氣錶 Indoor Air-Conditioner 室內空調機 Concealed Type Indoor Air-Conditioner 隱藏式室內空調機 Cassette Type Indoor Air-Conditioner 卡式室內空調機 Washing Machine Connection Point (Water Outlet) 洗衣機接駁點(去水位) Washing Machine Connection Point (Water Inlet) 洗衣機接駁點(來水位) Door Release Sensor 開燈感應器 Power Bar 拖板 |
|---|--|---|--|

Mechanical & Electrical Provisions Plan 機電裝置平面圖

Block D 座 I/F (Part Plan) 1樓(部分平面圖)



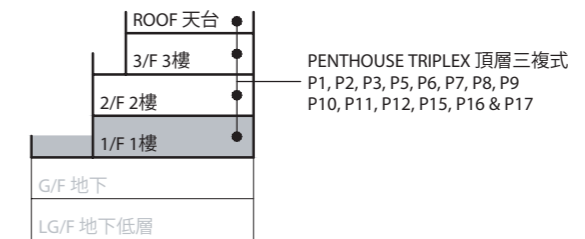
KEY PLAN 索引圖

Remark:

In the description of residential property in a residential block, the prefix "P" means Penthouse Triplex unit and the numbering means the numbering of Penthouse Triplex unit of Block A, B, D, E or F (as the case may be). e.g. "P1" refers to Penthouse Triplex 1 of Block A, B, D, E or F (as the case may be).

備註:

住宅大樓中住宅物業的描述中，字首「P」指頂層三複式單位，而編號指A、B、D、E或F座(視情況而定)的頂層三複式單位的編號。例如「P1」指A、B、D、E或F座(視情況而定)的頂層三複式1號單位。



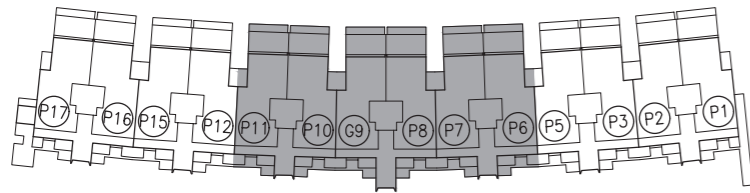
KEY SECTION 索引橫截面圖

Legend 圖例

- | | | | |
|--|---|---|--|
| <ul style="list-style-type: none"> 1-gang 1-way Lighting Switch 單位燈掣 2-gang 1-way Lighting Switch 雙位燈掣 3-gang 1-way Lighting Switch 三位燈掣 1-gang 2-way Lighting Switch 單位二路燈掣 2-gang 2-way Lighting Switch 雙位二路燈掣 3-gang 2-way Lighting Switch 三位二路燈掣 WP 1-gang 1-way Watertight Lighting Switch 單位防水燈掣 WP 1-gang 2-way Watertight Lighting Switch 單位二路防水燈掣 EF Switch for Exhaust Fan 抽氣扇開關掣 WH Switch for Water Heater 熱水爐開關掣 OV Switch for Oven 焗爐開關掣 AC Switch for Indoor Air-Conditioner 室內空調機接線位 | <ul style="list-style-type: none"> Isolator for Outdoor Air-Conditioner 室外空調機開關掣 Town Gas Water Heater Remote Controller 煤氣熱水爐溫度控制掣 I3A Single Socket Outlet I3A單位電插座 I3A Twin Socket Outlet I3A雙位電插座 I3A Single Floor Socket Outlet I3A藏地單位電插座 WP I3A Single Watertight Socket Outlet I3A單位防水電插座 TV/FM Outlet 電視及電台接收插座 Telephone Outlet 電話插座 Floor TV/FM Outlet 藏地電視及電台接收插座 Floor Telephone Outlet 藏地電話插座 Door Bell Push Button 門鈴按鈕 | <ul style="list-style-type: none"> Door Bell 門鈴 Door Phone 對講機 M.C.B. Board 總電掣箱 Lamp Holder 燈位 Downlight 天花燈 Garden Lamp 花園燈 Wall Mounted Lamp for Garden 花園牆身燈 Roof Floor Lamp 天台地燈 Wall Lamp 牆燈 Strip Light 燈帶 Light Trough 燈槽 Town Gas Water Heater 煤氣熱水爐 | <ul style="list-style-type: none"> Town Gas Meter 煤氣錶 Indoor Air-Conditioner 室內空調機 Concealed Type Indoor Air-Conditioner 暗藏式室內空調機 Cassette Type Indoor Air-Conditioner 卡式室內空調機 Washing Machine Connection Point (Water Outlet) 洗衣機接駁點(去水位) Washing Machine Connection Point (Water Inlet) 洗衣機接駁點(來水位) Door Release Sensor 開燈感應器 Power Bar 拖板 |
|--|---|---|--|

Mechanical & Electrical Provisions Plan 機電裝置平面圖

Block D 座 2/F (Part Plan) 2樓(部分平面圖)



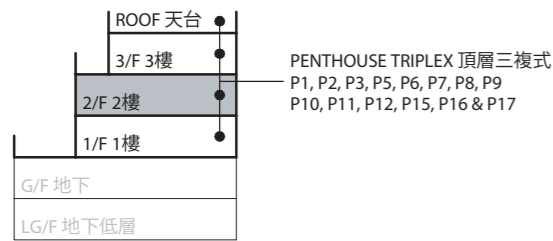
KEY PLAN 索引圖

Remark :

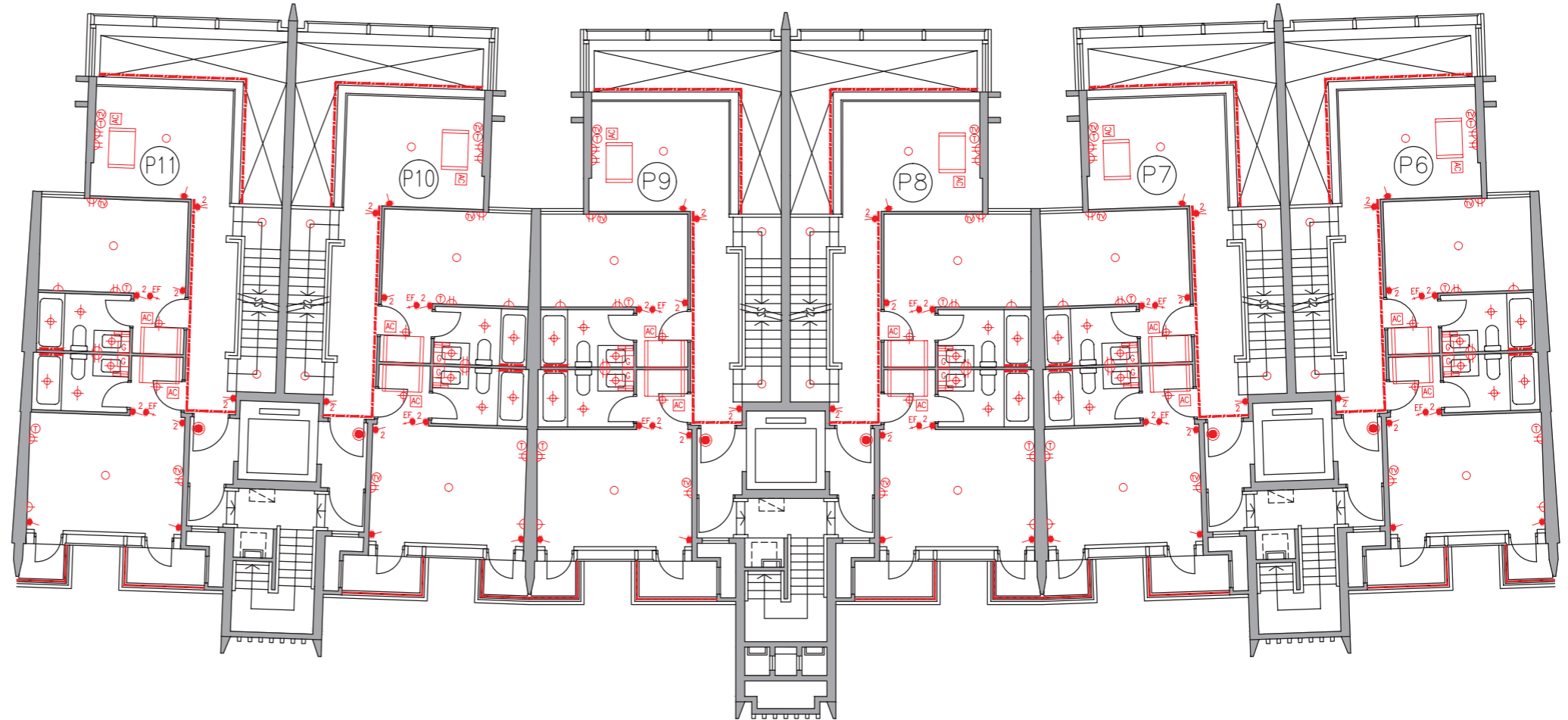
In the description of residential property in a residential block, the prefix "P" means Penthouse Triplex unit and the numbering means the numbering of Penthouse Triplex unit of Block A, B, D, E or F (as the case may be). e.g. "P1" refers to Penthouse Triplex 1 of Block A, B, D, E or F (as the case may be).

備註：

住宅大樓中住宅物業的描述中，字首「P」指頂層三複式單位，而編號指A、B、D、E或F座(視情況而定)的頂層三複式單位的編號。例如「P1」指A、B、D、E或F座(視情況而定)的頂層三複式1號單位。



KEY SECTION 索引橫截面圖



Legend 圖例

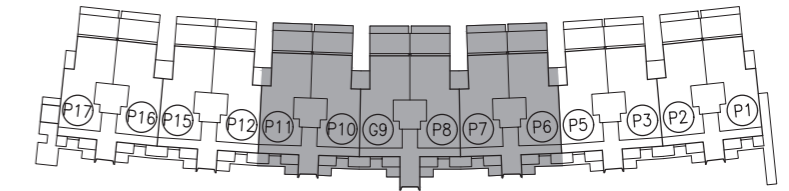
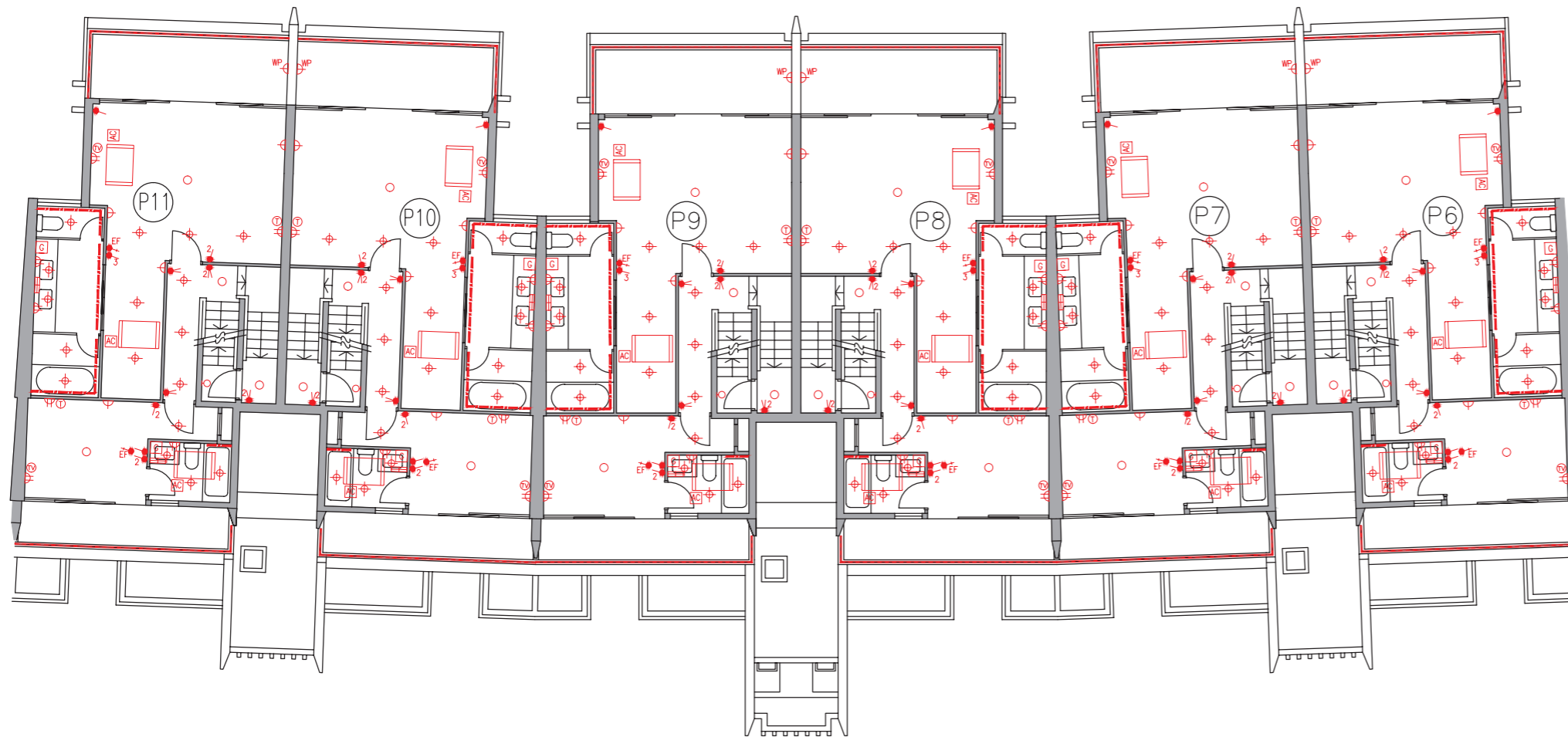
- | | | | |
|--|--|---|--|
| <ul style="list-style-type: none"> 1-gang 1-way Lighting Switch 單位燈掣 2-gang 1-way Lighting Switch 雙位燈掣 3-gang 1-way Lighting Switch 三位燈掣 1-gang 2-way Lighting Switch 單位二路燈掣 2-gang 2-way Lighting Switch 雙位二路燈掣 3-gang 2-way Lighting Switch 三位二路燈掣 WP 1-gang 1-way Watertight Lighting Switch 單位防水燈掣 WP/ 1-gang 2-way Watertight Lighting Switch 單位二路防水燈掣 EF Switch for Exhaust Fan 抽氣扇開關掣 WH Switch for Water Heater 熱水爐開關掣 OV Switch for Oven 焗爐開關掣 Switch for Indoor Air-Conditioner 室內空調機接線位 | <ul style="list-style-type: none"> Isolator for Outdoor Air-Conditioner 室外空調機開關掣 Town Gas Water Heater Remote Controller 煤氣熱水爐溫度控制掣 I3A Single Socket Outlet I3A單位電插座 I3A Twin Socket Outlet I3A雙位電插座 I3A Single Floor Socket Outlet I3A藏地單位電插座 I3A Single Watertight Socket Outlet I3A單位防水電插座 TV/FM Outlet 電視及電台接收插座 Telephone Outlet 電話插座 Floor TV/FM Outlet 藏地電視及電台接收插座 Floor Telephone Outlet 藏地電話插座 Door Bell Push Button 門鈴按鈕 | <ul style="list-style-type: none"> Door Bell 門鈴 Door Phone 對講機 M.C.B. Board 總電掣箱 Lamp Holder 燈位 Downlight 天花燈 Garden Lamp 花園燈 Wall Mounted Lamp for Garden 花園牆身燈 Roof Floor Lamp 天台地燈 Wall Lamp 牆燈 Strip Light 燈帶 Light Trough 燈槽 Town Gas Water Heater 煤氣熱水爐 | <ul style="list-style-type: none"> Town Gas Meter 煤氣錶 Indoor Air-Conditioner 室內空調機 Concealed Type Indoor Air-Conditioner 隱藏式室內空調機 Cassette Type Indoor Air-Conditioner 卡式室內空調機 Washing Machine Connection Point (Water Outlet) 洗衣機接駁點(去水位) Washing Machine Connection Point (Water Inlet) 洗衣機接駁點(來水位) Door Release Sensor 開燈感應器 Power Bar 拖板 |
|--|--|---|--|

Fittings, finishes and appliances

裝置、裝修物料及設備

Mechanical & Electrical Provisions Plan 機電裝置平面圖

Block D 座 3/F (Part Plan) 3樓(部分平面圖)



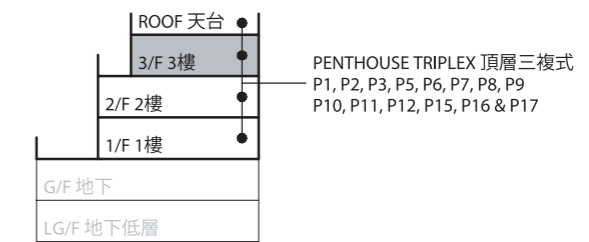
KEY PLAN 索引圖

Remark :

In the description of residential property in a residential block, the prefix "P" means Penthouse Triplex unit and the numbering means the numbering of Penthouse Triplex unit of Block A, B, D, E or F (as the case may be). e.g. "P1" refers to Penthouse Triplex 1 of Block A, B, D, E or F (as the case may be).

備註：

住宅大樓中住宅物業的描述中，字首「P」指頂層三複式單位，而編號指A、B、D、E或F座(視情況而定)的頂層三複式單位的編號。例如「P1」指A、B、D、E或F座(視情況而定)的頂層三複式1號單位。



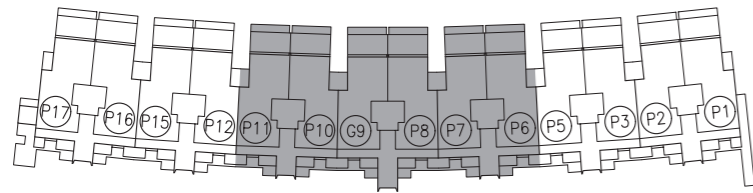
KEY SECTION 索引橫截面圖

Legend 圖例

- | | | | |
|--|---|---|--|
| <ul style="list-style-type: none"> 1-gang 1-way Lighting Switch 單位燈掣 2-gang 1-way Lighting Switch 雙位燈掣 3-gang 1-way Lighting Switch 三位燈掣 1-gang 2-way Lighting Switch 單位二路燈掣 2-gang 2-way Lighting Switch 雙位二路燈掣 3-gang 2-way Lighting Switch 三位二路燈掣 WP 1-gang 1-way Watertight Lighting Switch 單位防水燈掣 WP 1-gang 2-way Watertight Lighting Switch 單位二路防水燈掣 EF Switch for Exhaust Fan 抽氣扇開關掣 WH Switch for Water Heater 熱水爐開關掣 OV Switch for Oven 焗爐開關掣 AC Switch for Indoor Air-Conditioner 室內空調機接線位 | <ul style="list-style-type: none"> Isolator for Outdoor Air-Conditioner 室外空調機開關掣 Town Gas Water Heater Remote Controller 煤氣熱水爐溫度控制掣 I3A Single Socket Outlet I3A單位電插座 I3A Twin Socket Outlet I3A雙位電插座 I3A Single Floor Socket Outlet I3A藏地單位電插座 WP I3A Single Watertight Socket Outlet I3A單位防水電插座 TV/FM Outlet 電視及電台接收插座 Telephone Outlet 電話插座 Floor TV/FM Outlet 藏地電視及電台接收插座 Floor Telephone Outlet 藏地電話插座 Door Bell Push Button 門鈴按鈕 | <ul style="list-style-type: none"> Door Bell 門鈴 Door Phone 對講機 M.C.B. Board 總電掣箱 Lamp Holder 燈位 Downlight 天花燈 Garden Lamp 花園燈 Wall Mounted Lamp for Garden 花園牆身燈 Roof Floor Lamp 天台地燈 Wall Lamp 牆燈 Strip Light 燈帶 Light Trough 燈槽 Town Gas Water Heater 煤氣熱水爐 | <ul style="list-style-type: none"> Town Gas Meter 煤氣錶 Indoor Air-Conditioner 室內空調機 Concealed Type Indoor Air-Conditioner 隱藏式室內空調機 Cassette Type Indoor Air-Conditioner 卡式室內空調機 Washing Machine Connection Point (Water Outlet) 洗衣機接駁點(去水位) Washing Machine Connection Point (Water Inlet) 洗衣機接駁點(來水位) Door Release Sensor 開燈感應器 Power Bar 拖板 |
|--|---|---|--|

Mechanical & Electrical Provisions Plan 機電裝置平面圖

Block D 座 Roof (Part Plan) 天台(部分平面圖)



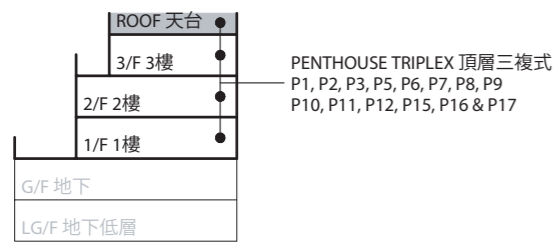
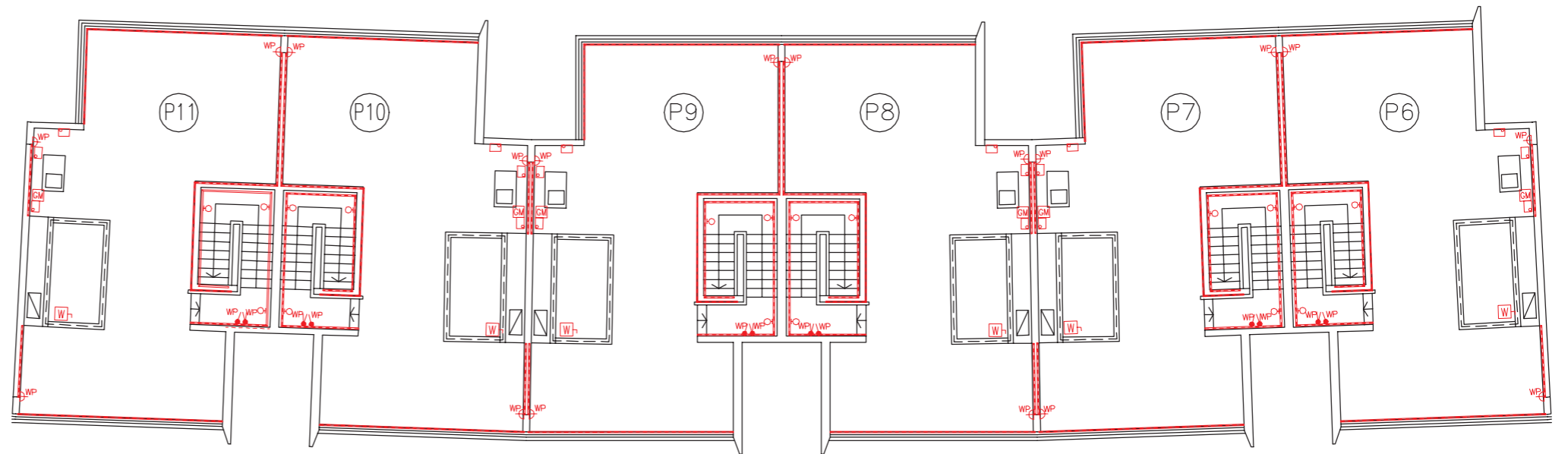
KEY PLAN 索引圖

Remark :

In the description of residential property in a residential block, the prefix "P" means Penthouse Triplex unit and the numbering means the numbering of Penthouse Triplex unit of Block A, B, D, E or F (as the case may be). e.g. "P1" refers to Penthouse Triplex 1 of Block A, B, D, E or F (as the case may be).

備註 :

住宅大樓中住宅物業的描述中，字首「P」指頂層三複式單位，而編號指A、B、D、E或F座(視情況而定)的頂層三複式單位的編號。例如「P1」指A、B、D、E或F座(視情況而定)的頂層三複式1號單位。



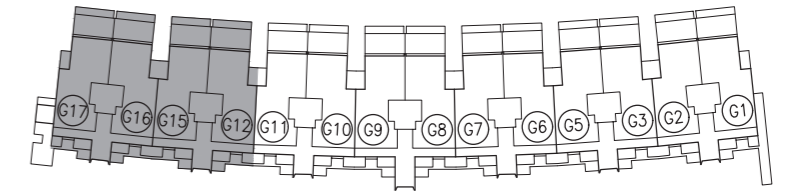
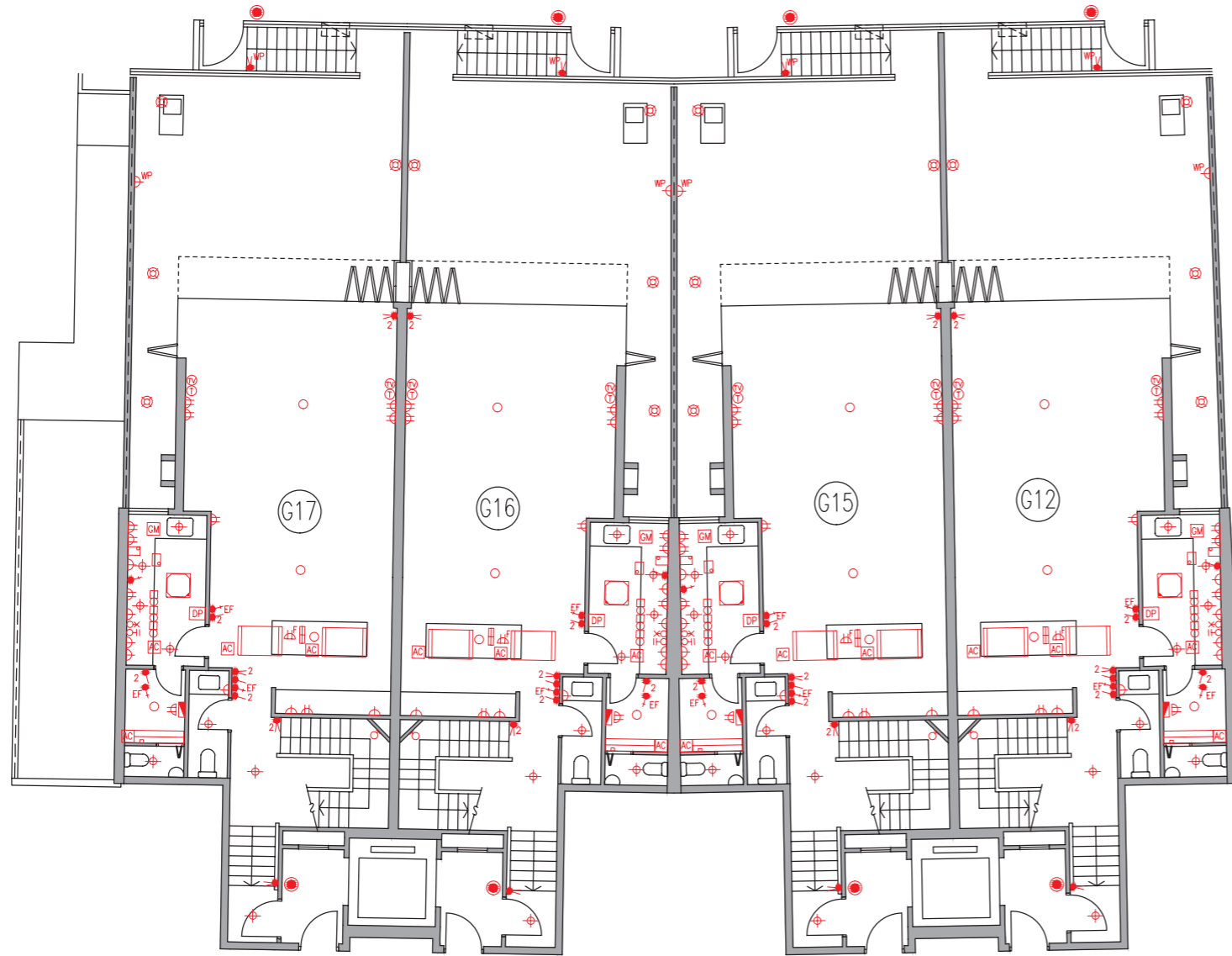
KEY SECTION 索引橫截面圖

Legend 圖例

- | | | | |
|--|--|---|--|
| <ul style="list-style-type: none"> 1-gang 1-way Lighting Switch 單位燈掣 2-gang 1-way Lighting Switch 雙位燈掣 3-gang 1-way Lighting Switch 三位燈掣 1-gang 2-way Lighting Switch 單位二路燈掣 2-gang 2-way Lighting Switch 雙位二路燈掣 3-gang 2-way Lighting Switch 三位二路燈掣 WP 1-gang 1-way Watertight Lighting Switch 單位防水燈掣 WP/ 1-gang 2-way Watertight Lighting Switch 單位二路防水燈掣 EF Switch for Exhaust Fan 抽氣扇開關掣 WH Switch for Water Heater 熱水爐開關掣 OV Switch for Oven 焗爐開關掣 Switch for Indoor Air-Conditioner 室內空調機接線位 | <ul style="list-style-type: none"> Isolator for Outdoor Air-Conditioner 室外空調機開關掣 Town Gas Water Heater Remote Controller 煤氣熱水爐溫度控制掣 I3A Single Socket Outlet I3A單位電插座 I3A Twin Socket Outlet I3A雙位電插座 I3A Single Floor Socket Outlet I3A藏地單位電插座 I3A Single Watertight Socket Outlet I3A單位防水電插座 TV/FM Outlet 電視及電台接收插座 Telephone Outlet 電話插座 Floor TV/FM Outlet 藏地電視及電台接收插座 Floor Telephone Outlet 藏地電話插座 Door Bell Push Button 門鈴按鈕 | <ul style="list-style-type: none"> Door Bell 門鈴 Door Phone 對講機 M.C.B. Board 總電掣箱 Lamp Holder 燈位 Downlight 天花燈 Garden Lamp 花園燈 Wall Mounted Lamp for Garden 花園牆身燈 Roof Floor Lamp 天台地燈 Wall Lamp 牆燈 Strip Light 燈帶 Light Trough 燈槽 Town Gas Water Heater 煤氣熱水爐 | <ul style="list-style-type: none"> Town Gas Meter 煤氣錶 Indoor Air-Conditioner 室內空調機 Concealed Type Indoor Air-Conditioner 暗藏式室內空調機 Cassette Type Indoor Air-Conditioner 卡式室內空調機 Washing Machine Connection Point (Water Outlet) 洗衣機接駁點(去水位) Washing Machine Connection Point (Water Inlet) 洗衣機接駁點(來水位) Door Release Sensor 開燈感應器 Power Bar 拖板 |
|--|--|---|--|

Mechanical & Electrical Provisions Plan 機電裝置平面圖

Block D 座 LG/F (Part Plan) 地下低層(部分平面圖)



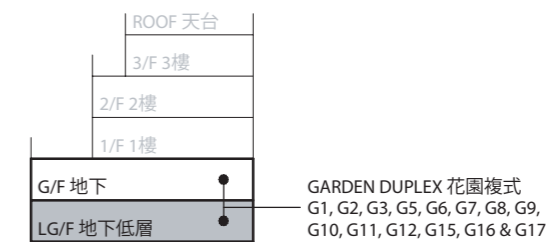
KEY PLAN 索引圖

Remark :

In the description of residential property in a residential block, the prefix "G" means Garden Duplex unit and the numbering means the numbering of Garden Duplex unit of Block A, B, C, D, E or F (as the case may be). e.g. "G1" refers to Garden Duplex 1 of Block A, B, C, D, E or F (as the case may be).

備註 :

住宅大樓的住宅物業的描述中，字首「G」指花園複式單位，而編號指A、B、C、D、E或F座(視情況而定)的花園複式單位的編號。例如「G1」指A、B、C、D、E或F座(視情況而定)的花園複式1號單位。



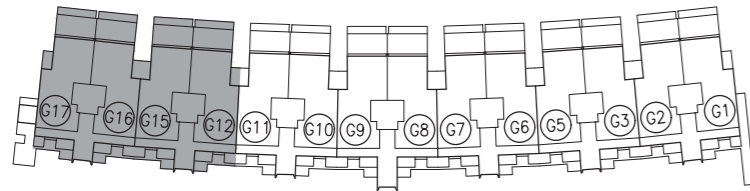
KEY SECTION 索引橫截面圖

Legend 圖例

- | | | | |
|--|---|---|--|
| <ul style="list-style-type: none"> 1-gang 1-way Lighting Switch 單位燈掣 2-gang 1-way Lighting Switch 雙位燈掣 3-gang 1-way Lighting Switch 三位燈掣 1-gang 2-way Lighting Switch 單位二路燈掣 2-gang 2-way Lighting Switch 雙位二路燈掣 3-gang 2-way Lighting Switch 三位二路燈掣 WP 1-gang 1-way Watertight Lighting Switch 單位防水燈掣 WP 1-gang 2-way Watertight Lighting Switch 單位二路防水燈掣 EF Switch for Exhaust Fan 抽氣扇開關掣 WH Switch for Water Heater 熱水爐開關掣 OV Switch for Oven 焗爐開關掣 AC Switch for Indoor Air-Conditioner 室內空調機接線位 | <ul style="list-style-type: none"> Isolator for Outdoor Air-Conditioner 室外空調機開關掣 Town Gas Water Heater Remote Controller 煤氣熱水爐溫度控制掣 I3A Single Socket Outlet I3A單位電插座 I3A Twin Socket Outlet I3A雙位電插座 I3A Single Floor Socket Outlet I3A藏地單位電插座 WP I3A Single Watertight Socket Outlet I3A單位防水電插座 TV/FM Outlet 電視及電台接收插座 Telephone Outlet 電話插座 Floor TV/FM Outlet 藏地電視及電台接收插座 Floor Telephone Outlet 藏地電話插座 Door Bell Push Button 門鈴按鈕 | <ul style="list-style-type: none"> Door Bell 門鈴 Door Phone 對講機 M.C.B. Board 總電掣箱 Lamp Holder 燈位 Downlight 天花燈 Garden Lamp 花園燈 Wall Mounted Lamp for Garden 花園牆身燈 Roof Floor Lamp 天台地燈 Wall Lamp 牆燈 Strip Light 燈帶 Light Trough 燈槽 Town Gas Water Heater 煤氣熱水爐 | <ul style="list-style-type: none"> Town Gas Meter 煤氣錶 Indoor Air-Conditioner 室內空調機 Concealed Type Indoor Air-Conditioner 暗藏式室內空調機 Cassette Type Indoor Air-Conditioner 卡式室內空調機 Washing Machine Connection Point (Water Outlet) 洗衣機接駁點(去水位) Washing Machine Connection Point (Water Inlet) 洗衣機接駁點(來水位) Door Release Sensor 開燈感應器 Power Bar 拖板 |
|--|---|---|--|

Mechanical & Electrical Provisions Plan 機電裝置平面圖

Block D 座 G/F (Part Plan) 地下(部分平面圖)



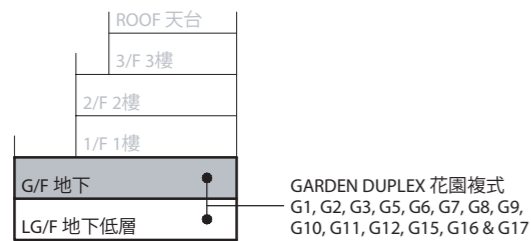
KEY PLAN 索引圖

Remark :

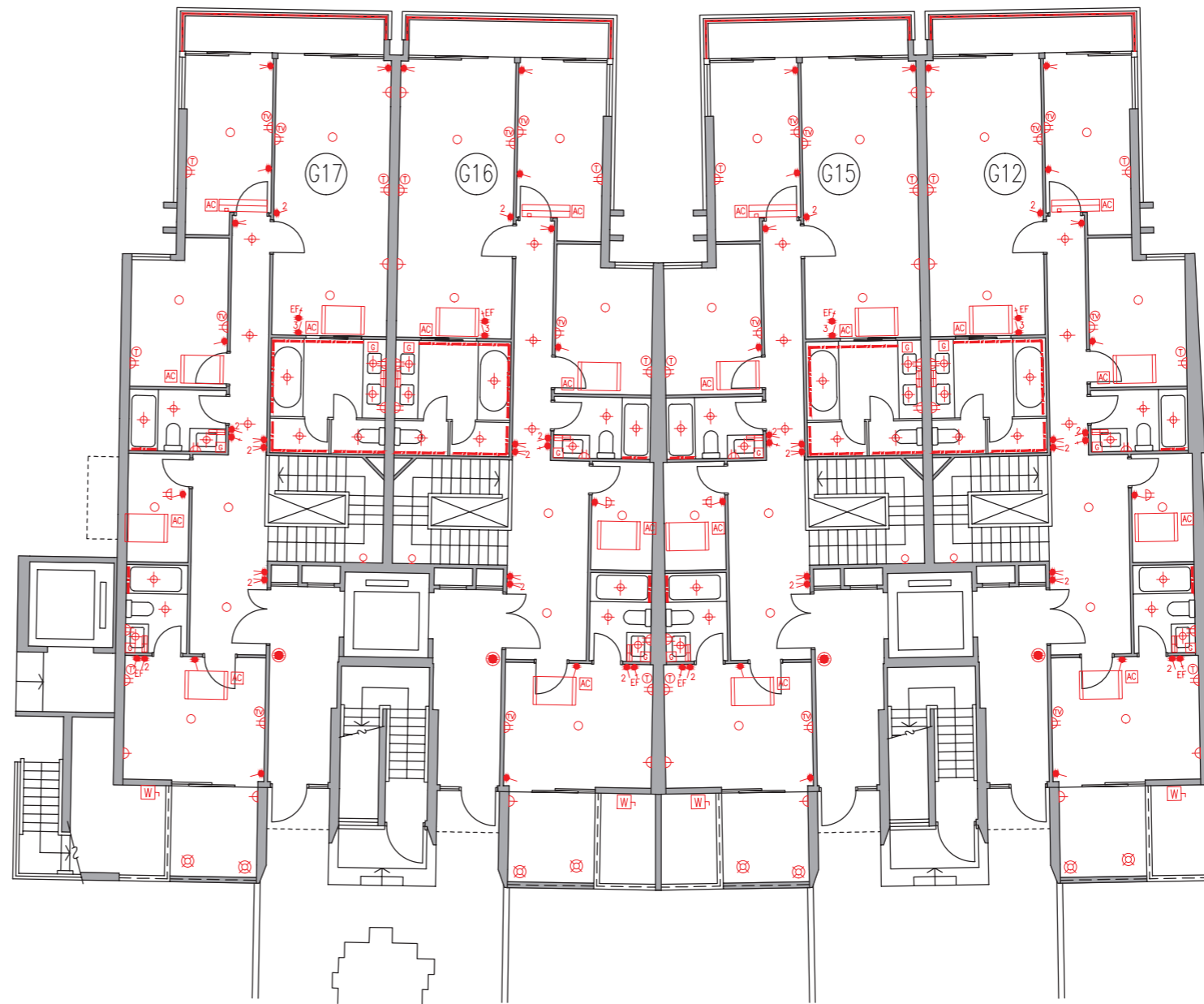
In the description of residential property in a residential block, the prefix "G" means Garden Duplex unit and the numbering means the numbering of Garden Duplex unit of Block A, B, C, D, E or F (as the case may be). e.g. "G1" refers to Garden Duplex 1 of Block A, B, C, D, E or F (as the case may be).

備註 :

住宅大樓的住宅物業的描述中，字首「G」指花園複式單位，而編號指A、B、C、D、E或F座(視情況而定)的花園複式單位的編號。例如「G1」指A、B、C、D、E或F座(視情況而定)的花園複式1號單位。



KEY SECTION 索引橫截面圖

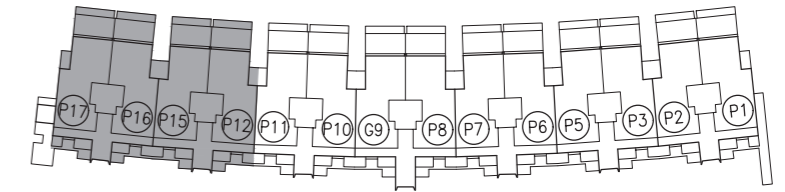
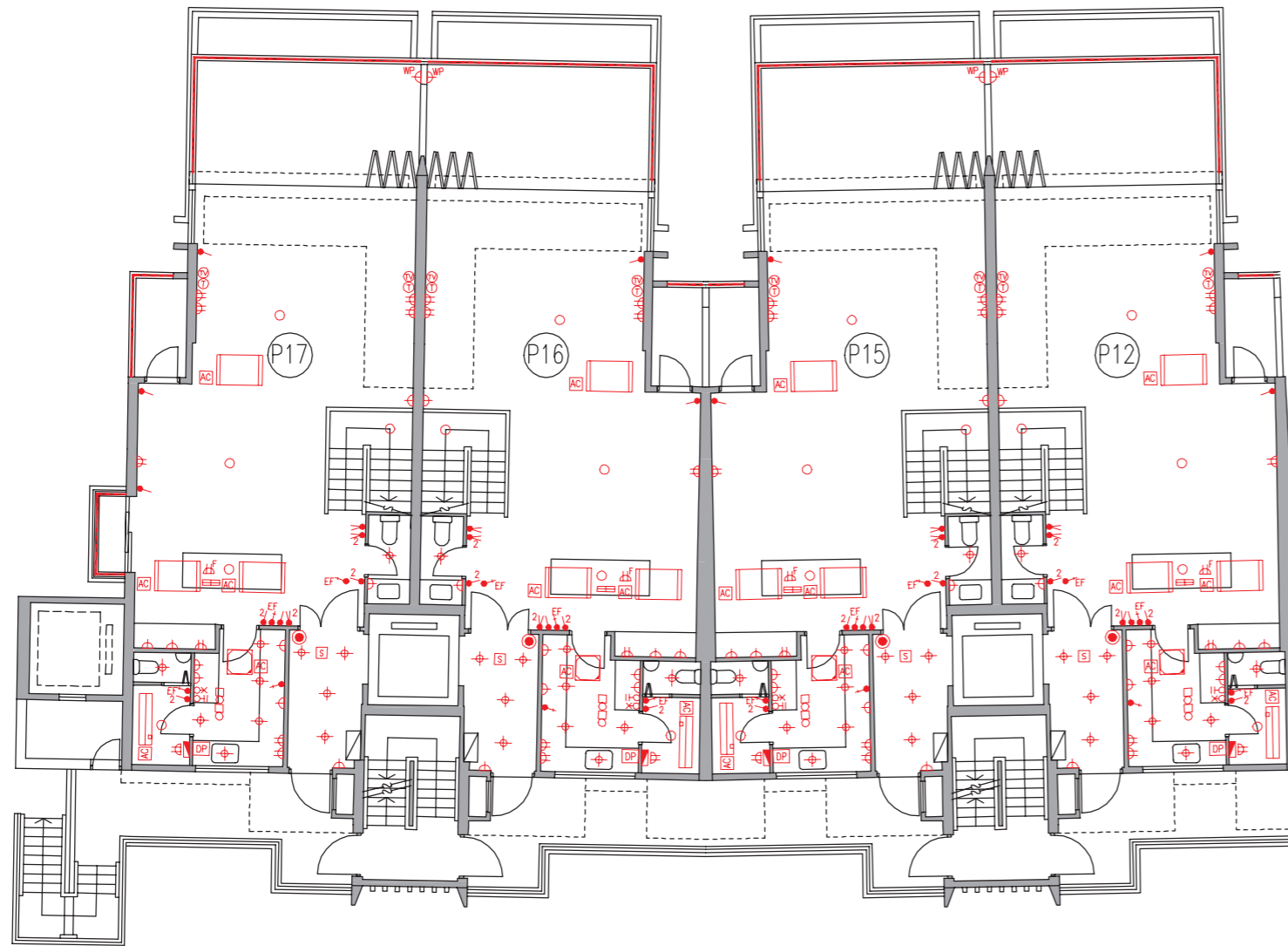


Legend 圖例

- | | | | |
|--|--|---|--|
| <ul style="list-style-type: none"> 1-gang 1-way Lighting Switch 單位燈掣 2-gang 1-way Lighting Switch 雙位燈掣 3-gang 1-way Lighting Switch 三位燈掣 1-gang 2-way Lighting Switch 單位二路燈掣 2-gang 2-way Lighting Switch 雙位二路燈掣 3-gang 2-way Lighting Switch 三位二路燈掣 WP 1-gang 1-way Watertight Lighting Switch 單位防水燈掣 WP 1-gang 2-way Watertight Lighting Switch 單位二路防水燈掣 EF Switch for Exhaust Fan 抽氣扇開關掣 WH Switch for Water Heater 熱水爐開關掣 OV Switch for Oven 焗爐開關掣 AC Switch for Indoor Air-Conditioner 室內空調機接線位 | <ul style="list-style-type: none"> Isolator for Outdoor Air-Conditioner 室外空調機開關掣 Town Gas Water Heater Remote Controller 煤氣熱水爐溫度控制掣 I3A Single Socket Outlet I3A單位電插座 I3A Twin Socket Outlet I3A雙位電插座 I3A Single Floor Socket Outlet I3A藏地單位電插座 I3A Single Watertight Socket Outlet I3A單位防水電插座 TV/FM Outlet 電視及電台接收插座 Telephone Outlet 電話插座 Floor TV/FM Outlet 藏地電視及電台接收插座 Floor Telephone Outlet 藏地電話插座 Door Bell Push Button 門鈴按鈕 | <ul style="list-style-type: none"> Door Bell 門鈴 Door Phone 對講機 M.C.B. Board 總電掣箱 Lamp Holder 燈位 Downlight 天花燈 Garden Lamp 花園燈 Wall Mounted Lamp for Garden 花園牆身燈 Roof Floor Lamp 天台地燈 Wall Lamp 牆燈 Strip Light 燈帶 Light Trough 燈槽 Town Gas Water Heater 煤氣熱水爐 | <ul style="list-style-type: none"> Town Gas Meter 煤氣錶 Indoor Air-Conditioner 室內空調機 Concealed Type Indoor Air-Conditioner 暗藏式室內空調機 Cassette Type Indoor Air-Conditioner 卡式室內空調機 Washing Machine Connection Point (Water Outlet) 洗衣機接駁點(去水位) Washing Machine Connection Point (Water Inlet) 洗衣機接駁點(來水位) Door Release Sensor 開燈感應器 Power Bar 拖板 |
|--|--|---|--|

Mechanical & Electrical Provisions Plan 機電裝置平面圖

Block D 座 I/F (Part Plan) 1樓(部分平面圖)



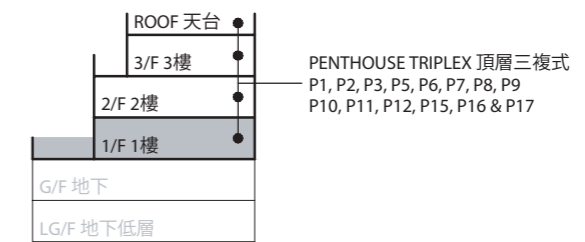
KEY PLAN 索引圖

Remark :

In the description of residential property in a residential block, the prefix "P" means Penthouse Triplex unit and the numbering means the numbering of Penthouse Triplex unit of Block A, B, D, E or F (as the case may be). e.g. "P1" refers to Penthouse Triplex 1 of Block A, B, D, E or F (as the case may be).

備註：

住宅大樓中住宅物業的描述中，字首「P」指頂層三複式單位，而編號指A、B、D、E或F座(視情況而定)的頂層三複式單位的編號。例如「P1」指A、B、D、E或F座(視情況而定)的頂層三複式1號單位。



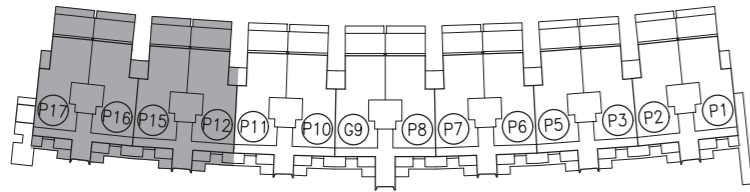
KEY SECTION 索引橫截面圖

Legend 圖例

- | | | | |
|--|---|--|--|
| <ul style="list-style-type: none"> 1-gang 1-way Lighting Switch 單位燈掣 2-gang 1-way Lighting Switch 雙位燈掣 3-gang 1-way Lighting Switch 三位燈掣 1-gang 2-way Lighting Switch 單位二路燈掣 2-gang 2-way Lighting Switch 雙位二路燈掣 3-gang 2-way Lighting Switch 三位二路燈掣 WP 1-gang 1-way Watertight Lighting Switch 單位防水燈掣 WP 1-gang 2-way Watertight Lighting Switch 單位二路防水燈掣 EF Switch for Exhaust Fan 抽氣扇開關掣 WH Switch for Water Heater 熱水爐開關掣 OV Switch for Oven 焗爐開關掣 AC Switch for Indoor Air-Conditioner 室內空調機接線位 | <ul style="list-style-type: none"> Isolator for Outdoor Air-Conditioner 室外空調機開關掣 Town Gas Water Heater Remote Controller 煤氣熱水爐溫度控制掣 I3A Single Socket Outlet I3A單位電插座 I3A Twin Socket Outlet I3A雙位電插座 I3A Single Floor Socket Outlet I3A藏地單位電插座 WP I3A Single Watertight Socket Outlet I3A單位防水電插座 TV/FM Outlet 電視及電台接收插座 Telephone Outlet 電話插座 Floor TV/FM Outlet 藏地電視及電台接收插座 Floor Telephone Outlet 藏地電話插座 Door Bell Push Button 門鈴按鈕 | <ul style="list-style-type: none"> Door Bell 門鈴 DP Door Phone 對講機 M.C.B. Board 總電掣箱 Lamp Holder 燈位 Downlight 天花燈 Garden Lamp 花園燈 Wall Mounted Lamp for Garden 花園牆身燈 Roof Floor Lamp 天台地燈 Wall Lamp 牆燈 Strip Light 燈帶 Light Trough 燈槽 Town Gas Water Heater 煤氣熱水爐 | <ul style="list-style-type: none"> Town Gas Meter 煤氣錶 Indoor Air-Conditioner 室內空調機 Concealed Type Indoor Air-Conditioner 暗藏式室內空調機 Cassette Type Indoor Air-Conditioner 卡式室內空調機 Washing Machine Connection Point (Water Outlet) 洗衣機接駁點(去水位) Washing Machine Connection Point (Water Inlet) 洗衣機接駁點(來水位) Door Release Sensor 開燈感應器 Power Bar 拖板 |
|--|---|--|--|

Mechanical & Electrical Provisions Plan 機電裝置平面圖

Block D 座 2/F (Part Plan) 2樓(部分平面圖)



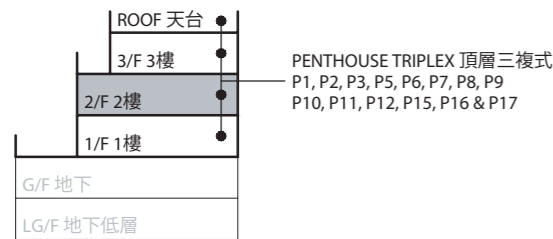
KEY PLAN 索引圖

Remark :

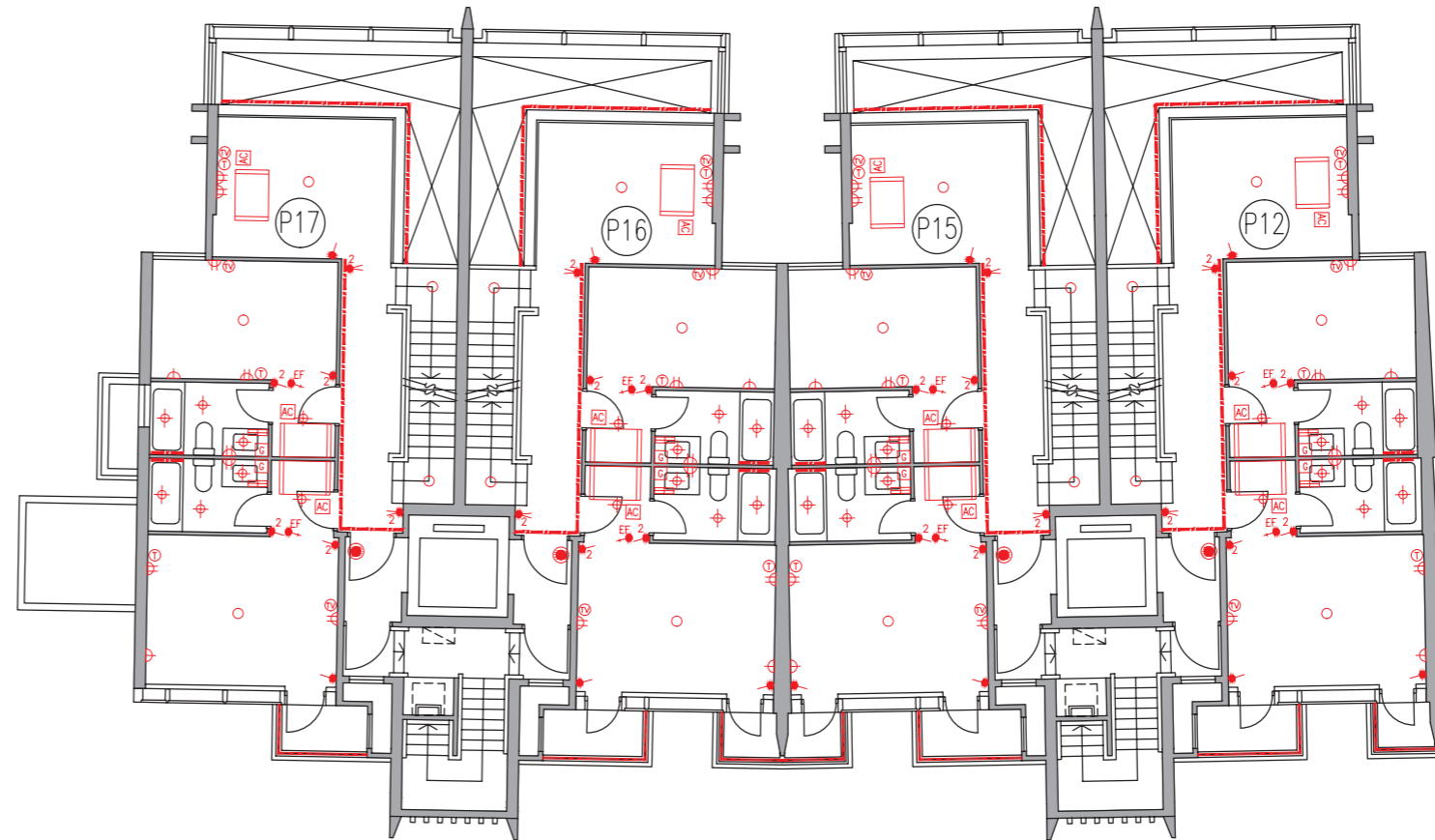
In the description of residential property in a residential block, the prefix "P" means Penthouse Triplex unit and the numbering means the numbering of Penthouse Triplex unit of Block A, B, D, E or F (as the case may be). e.g. "P1" refers to Penthouse Triplex 1 of Block A, B, D, E or F (as the case may be).

備註 :

住宅大樓中住宅物業的描述中，字首「P」指頂層三複式單位，而編號指A、B、D、E或F座(視情況而定)的頂層三複式單位的編號。例如「P1」指A、B、D、E或F座(視情況而定)的頂層三複式1號單位。



KEY SECTION 索引橫截面圖

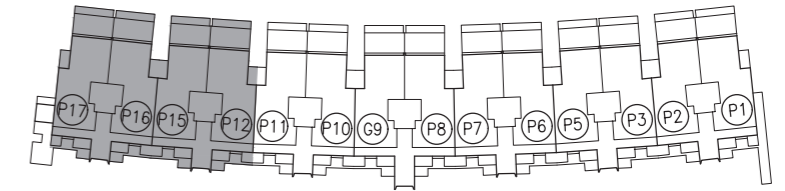
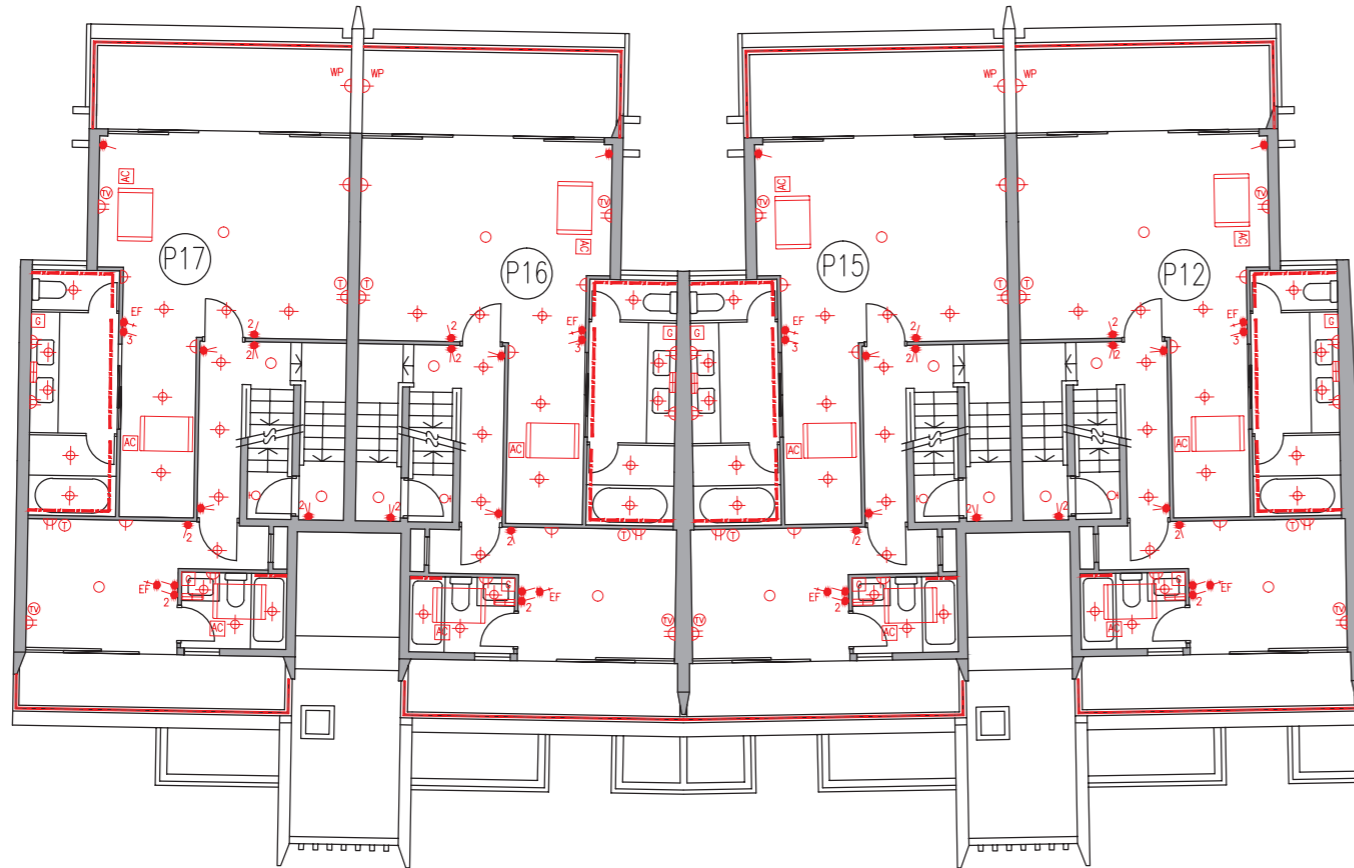


Legend 圖例

- | | | | |
|--|--|---|--|
| <ul style="list-style-type: none"> 1-gang 1-way Lighting Switch 單位燈掣 2-gang 1-way Lighting Switch 雙位燈掣 3-gang 1-way Lighting Switch 三位燈掣 1-gang 2-way Lighting Switch 單位二路燈掣 2-gang 2-way Lighting Switch 雙位二路燈掣 3-gang 2-way Lighting Switch 三位二路燈掣 WP 1-gang 1-way Watertight Lighting Switch 單位防水燈掣 WP 1-gang 2-way Watertight Lighting Switch 單位二路防水燈掣 EF Switch for Exhaust Fan 抽氣扇開關掣 WH Switch for Water Heater 熱水爐開關掣 OV Switch for Oven 焗爐開關掣 AC Switch for Indoor Air-Conditioner 室內空調機接線位 | <ul style="list-style-type: none"> Isolator for Outdoor Air-Conditioner 室外空調機開關掣 Town Gas Water Heater Remote Controller 煤氣熱水爐溫度控制掣 I3A Single Socket Outlet I3A單位電插座 I3A Twin Socket Outlet I3A雙位電插座 I3A Single Floor Socket Outlet I3A藏地單位電插座 I3A Single Watertight Socket Outlet I3A單位防水電插座 TV/FM Outlet 電視及電台接收插座 Telephone Outlet 電話插座 Floor TV/FM Outlet 藏地電視及電台接收插座 Floor Telephone Outlet 藏地電話插座 Door Bell Push Button 門鈴按鈕 | <ul style="list-style-type: none"> Door Bell 門鈴 Door Phone 對講機 M.C.B. Board 總電掣箱 Lamp Holder 燈位 Downlight 天花燈 Garden Lamp 花園燈 Wall Mounted Lamp for Garden 花園牆身燈 Roof Floor Lamp 天台地燈 Wall Lamp 牆燈 Strip Light 燈帶 Light Trough 燈槽 Town Gas Water Heater 煤氣熱水爐 | <ul style="list-style-type: none"> Town Gas Meter 煤氣錶 Indoor Air-Conditioner 室內空調機 Concealed Type Indoor Air-Conditioner 暗藏式室內空調機 Cassette Type Indoor Air-Conditioner 卡式室內空調機 Washing Machine Connection Point (Water Outlet) 洗衣機接駁點(去水位) Washing Machine Connection Point (Water Inlet) 洗衣機接駁點(來水位) Door Release Sensor 開燈感應器 Power Bar 拖板 |
|--|--|---|--|

Mechanical & Electrical Provisions Plan 機電裝置平面圖

Block D 座 3/F (Part Plan) 3樓(部分平面圖)



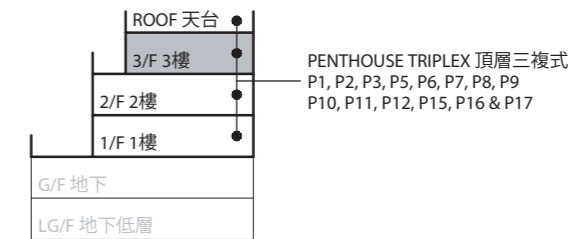
KEY PLAN 索引圖

Remark :

In the description of residential property in a residential block, the prefix "P" means Penthouse Triplex unit and the numbering means the numbering of Penthouse Triplex unit of Block A, B, D, E or F (as the case may be). e.g. "P1" refers to Penthouse Triplex 1 of Block A, B, D, E or F (as the case may be).

備註：

住宅大樓中住宅物業的描述中，字首「P」指頂層三複式單位，而編號指A、B、D、E或F座(視情況而定)的頂層三複式單位的編號。例如「P1」指A、B、D、E或F座(視情況而定)的頂層三複式1號單位。



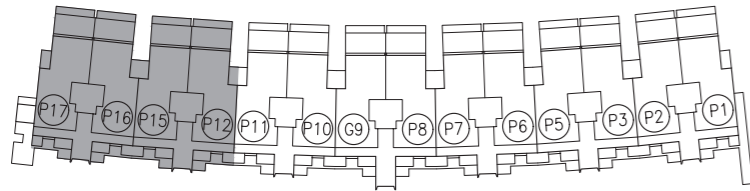
KEY SECTION 索引橫截面圖

Legend 圖例

- | | | | |
|--|---|---|--|
| <ul style="list-style-type: none"> 1-gang 1-way Lighting Switch 單位燈掣 2-gang 1-way Lighting Switch 雙位燈掣 3-gang 1-way Lighting Switch 三位燈掣 1-gang 2-way Lighting Switch 單位二路燈掣 2-gang 2-way Lighting Switch 雙位二路燈掣 3-gang 2-way Lighting Switch 三位二路燈掣 WP 1-gang 1-way Watertight Lighting Switch 單位防水燈掣 WP 1-gang 2-way Watertight Lighting Switch 單位二路防水燈掣 EF Switch for Exhaust Fan 抽氣扇開關掣 WH Switch for Water Heater 熱水爐開關掣 OV Switch for Oven 焗爐開關掣 AC Switch for Indoor Air-Conditioner 室內空調機接線位 | <ul style="list-style-type: none"> Isolator for Outdoor Air-Conditioner 室外空調機開關掣 Town Gas Water Heater Remote Controller 煤氣熱水爐溫度控制掣 I3A Single Socket Outlet I3A單位電插座 I3A Twin Socket Outlet I3A雙位電插座 I3A Single Floor Socket Outlet I3A藏地單位電插座 WP I3A Single Watertight Socket Outlet I3A單位防水電插座 TV/FM Outlet 電視及電台接收插座 Telephone Outlet 電話插座 Floor TV/FM Outlet 藏地電視及電台接收插座 Floor Telephone Outlet 藏地電話插座 Door Bell Push Button 門鈴按鈕 | <ul style="list-style-type: none"> Door Bell 門鈴 Door Phone 對講機 M.C.B. Board 總電掣箱 Lamp Holder 燈位 Downlight 天花燈 Garden Lamp 花園燈 Wall Mounted Lamp for Garden 花園牆身燈 Roof Floor Lamp 天台地燈 Wall Lamp 牆燈 Strip Light 燈帶 Light Trough 燈槽 Town Gas Water Heater 煤氣熱水爐 | <ul style="list-style-type: none"> Town Gas Meter 煤氣錶 Indoor Air-Conditioner 室內空調機 Concealed Type Indoor Air-Conditioner 隱藏式室內空調機 Cassette Type Indoor Air-Conditioner 卡式室內空調機 Washing Machine Connection Point (Water Outlet) 洗衣機接駁點(去水位) Washing Machine Connection Point (Water Inlet) 洗衣機接駁點(來水位) Door Release Sensor 開燈感應器 Power Bar 拖板 |
|--|---|---|--|

Mechanical & Electrical Provisions Plan 機電裝置平面圖

Block D 座 Roof (Part Plan) 天台(部分平面圖)



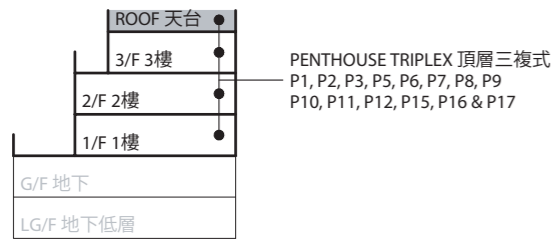
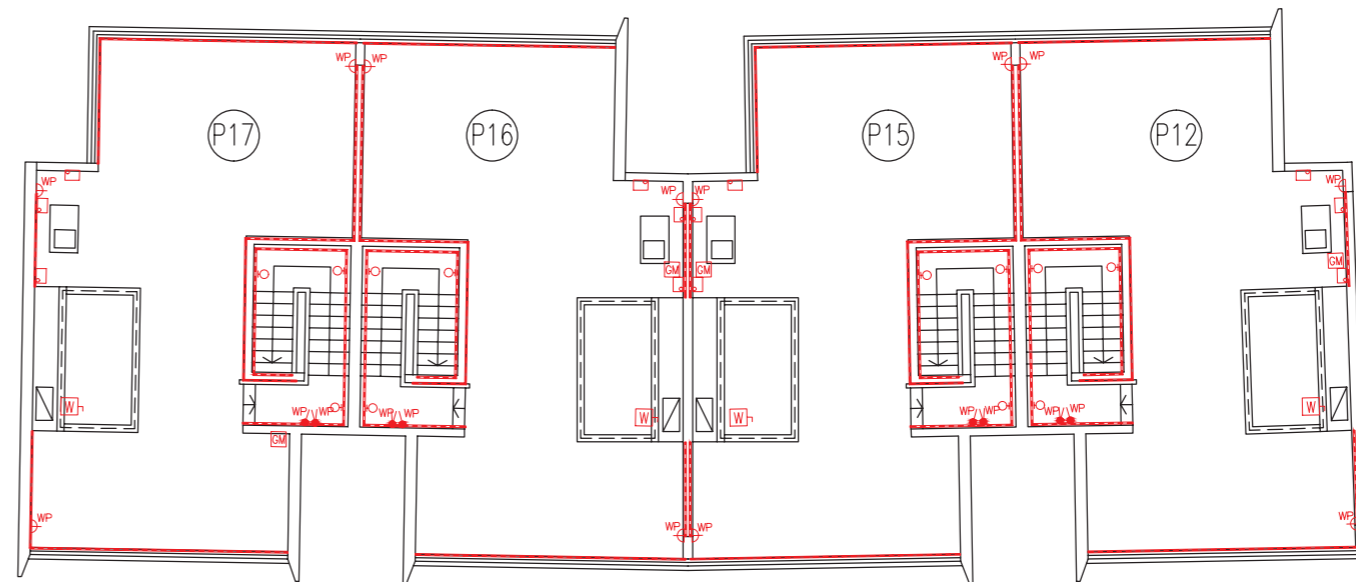
KEY PLAN 索引圖

Remark :

In the description of residential property in a residential block, the prefix "P" means Penthouse Triplex unit and the numbering means the numbering of Penthouse Triplex unit of Block A, B, D, E or F (as the case may be). e.g. "P1" refers to Penthouse Triplex 1 of Block A, B, D, E or F (as the case may be).

備註 :

住宅大樓中住宅物業的描述中，字首「P」指頂層三複式單位，而編號指A、B、D、E或F座(視情況而定)的頂層三複式單位的編號。例如「P1」指A、B、D、E或F座(視情況而定)的頂層三複式1號單位。



KEY SECTION 索引橫截面圖

Legend 圖例

- | | | | |
|--|--|---|--|
| <ul style="list-style-type: none"> 1-gang 1-way Lighting Switch 單位燈掣 2-gang 1-way Lighting Switch 雙位燈掣 3-gang 1-way Lighting Switch 三位燈掣 1-gang 2-way Lighting Switch 單位二路燈掣 2-gang 2-way Lighting Switch 雙位二路燈掣 3-gang 2-way Lighting Switch 三位二路燈掣 WP 1-gang 1-way Watertight Lighting Switch 單位防水燈掣 WP/ 1-gang 2-way Watertight Lighting Switch 單位二路防水燈掣 EF Switch for Exhaust Fan 抽氣扇開關掣 WH Switch for Water Heater 熱水爐開關掣 OV Switch for Oven 焗爐開關掣 Switch for Indoor Air-Conditioner 室內空調機接線位 | <ul style="list-style-type: none"> Isolator for Outdoor Air-Conditioner 室外空調機開關掣 Town Gas Water Heater Remote Controller 煤氣熱水爐溫度控制掣 I3A Single Socket Outlet I3A單位電插座 I3A Twin Socket Outlet I3A雙位電插座 I3A Single Floor Socket Outlet I3A藏地單位電插座 I3A Single Watertight Socket Outlet I3A單位防水電插座 TV/FM Outlet 電視及電台接收插座 Telephone Outlet 電話插座 Floor TV/FM Outlet 藏地電視及電台接收插座 Floor Telephone Outlet 藏地電話插座 Door Bell Push Button 門鈴按鈕 | <ul style="list-style-type: none"> Door Bell 門鈴 Door Phone 對講機 M.C.B. Board 總電掣箱 Lamp Holder 燈位 Downlight 天花燈 Garden Lamp 花園燈 Wall Mounted Lamp for Garden 花園牆身燈 Roof Floor Lamp 天台地燈 Wall Lamp 牆燈 Strip Light 燈帶 Light Trough 燈槽 Town Gas Water Heater 煤氣熱水爐 | <ul style="list-style-type: none"> Town Gas Meter 煤氣錶 Indoor Air-Conditioner 室內空調機 Concealed Type Indoor Air-Conditioner 暗藏式室內空調機 Cassette Type Indoor Air-Conditioner 卡式室內空調機 Washing Machine Connection Point (Water Outlet) 洗衣機接駁點(去水位) Washing Machine Connection Point (Water Inlet) 洗衣機接駁點(來水位) Door Release Sensor 開燈感應器 Power Bar 拖板 |
|--|--|---|--|

Mechanical & Electrical Provisions Plan 機電裝置平面圖

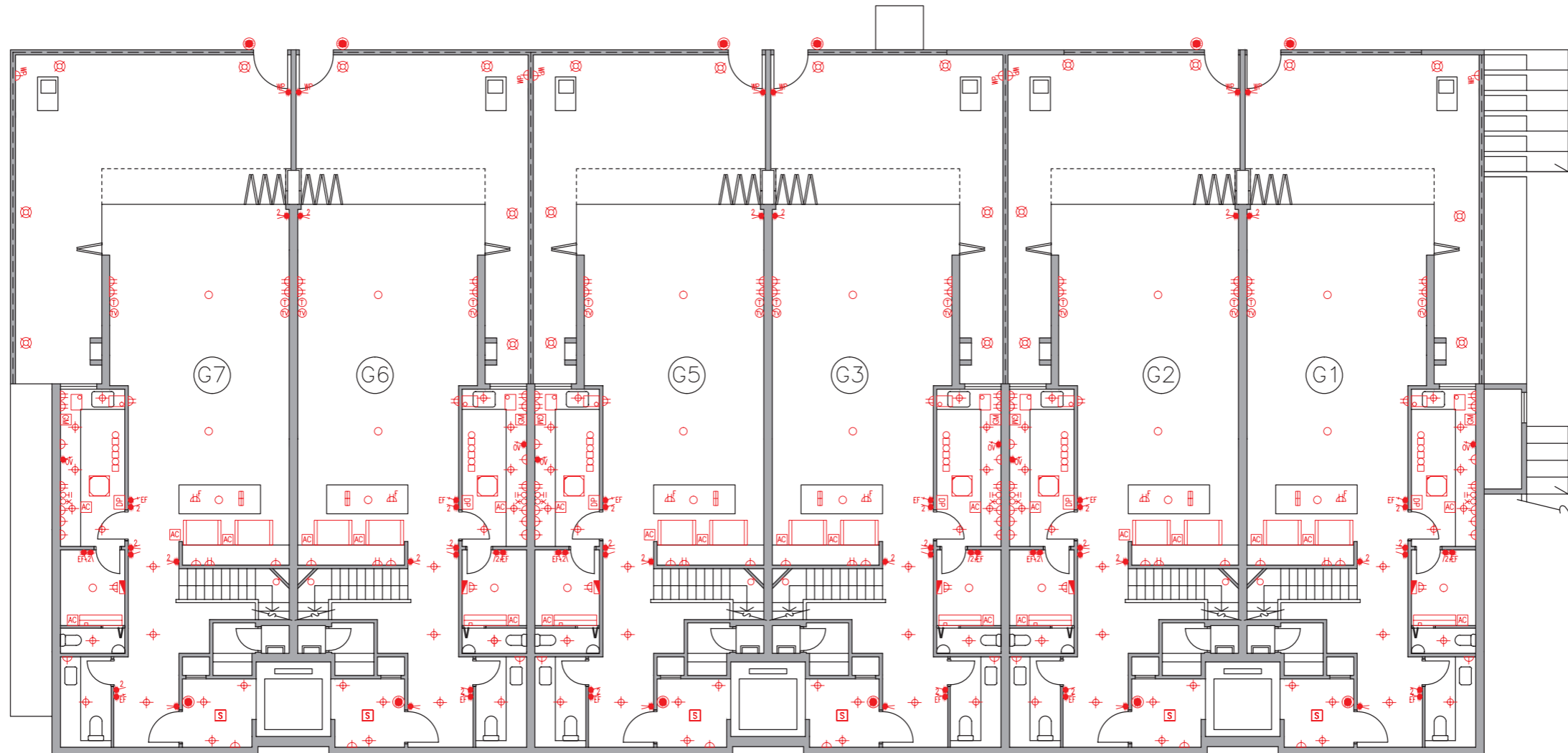
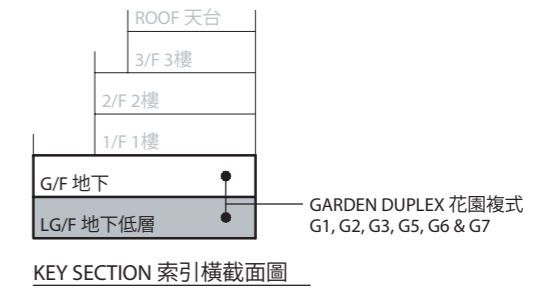
Block E 座 LG/F 地下低層

Remark :

In the description of residential property in a residential block, the prefix "G" means Garden Duplex unit and the numbering means the numbering of Garden Duplex unit of Block A, B, C, D, E or F (as the case may be). Eg. "G1" refers to Garden Duplex 1 of Block A, B, C, D, E or F (as the case may be).

備註：

住宅大樓的住宅物業的描述中，字首「G」指花園複式單位，而編號指A、B、C、D、E或F座(視情況而定)的花園複式單位的編號。例如「G1」指A、B、C、D、E或F座(視情況而定)的花園複式1號單位。



For LG/F of Residential Unit G1, Block E, please refer to separate mechanical & electrical provisions plan under this section.
E座G1住宅單位地下低層之機電裝置平面圖，另載於本章節。

Legend 圖例

- | | | | |
|--|---|---|--|
| <ul style="list-style-type: none"> 1-gang 1-way Lighting Switch 單位燈掣 2-gang 1-way Lighting Switch 雙位燈掣 3-gang 1-way Lighting Switch 三位燈掣 1-gang 2-way Lighting Switch 單位二路燈掣 2-gang 2-way Lighting Switch 雙位二路燈掣 3-gang 2-way Lighting Switch 三位二路燈掣 WP 1-gang 1-way Watertight Lighting Switch 單位防水燈掣 WP 1-gang 2-way Watertight Lighting Switch 單位二路防水燈掣 EF Switch for Exhaust Fan 抽氣扇開關掣 WH Switch for Water Heater 熱水爐開關掣 OV Switch for Oven 焗爐開關掣 AC Switch for Indoor Air-Conditioner 室內空調機接線位 | <ul style="list-style-type: none"> Isolator for Outdoor Air-Conditioner 室外空調機開關掣 Town Gas Water Heater Remote Controller 煤氣熱水爐溫度控制掣 13A Single Socket Outlet 13A單位電插座 13A Twin Socket Outlet 13A雙位電插座 13A Single Floor Socket Outlet 13A藏地單位電插座 WP 13A Single Watertight Socket Outlet 13A單位防水電插座 TV/FM Outlet 電視及電台接收插座 Telephone Outlet 電話插座 Floor TV/FM Outlet 藏地電視及電台接收插座 Floor Telephone Outlet 藏地電話插座 Door Bell Push Button 門鈴按鈕 | <ul style="list-style-type: none"> Door Bell 門鈴 Door Phone 對講機 M.C.B. Board 總電掣箱 Lamp Holder 燈位 Downlight 天花燈 Garden Lamp 花園燈 Wall Mounted Lamp for Garden 花園牆身燈 Roof Floor Lamp 天台地燈 Wall Lamp 牆燈 Strip Light 燈帶 Light Trough 燈槽 Town Gas Water Heater 煤氣熱水爐 | <ul style="list-style-type: none"> Town Gas Meter 煤氣錶 Indoor Air-Conditioner 室內空調機 Concealed Type Indoor Air-Conditioner 暗藏式室內空調機 Cassette Type Indoor Air-Conditioner 卡式室內空調機 Washing Machine Connection Point (Water Outlet) 洗衣機接駁點(去水位) Washing Machine Connection Point (Water Inlet) 洗衣機接駁點(來水位) Door Release Sensor 開燈感應器 Power Bar 拖板 |
|--|---|---|--|

Fittings, finishes and appliances

裝置、裝修物料及設備

Mechanical & Electrical Provisions Plan 機電裝置平面圖

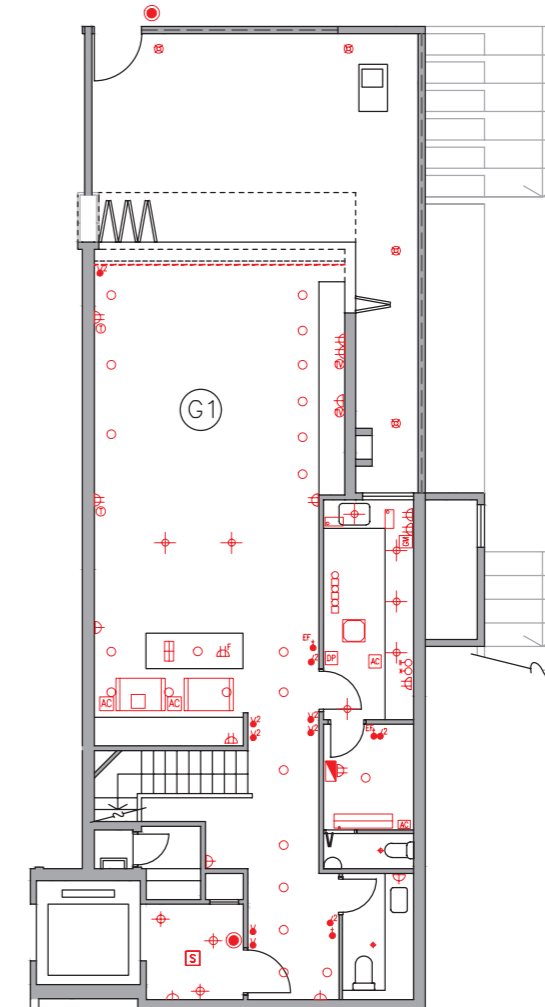
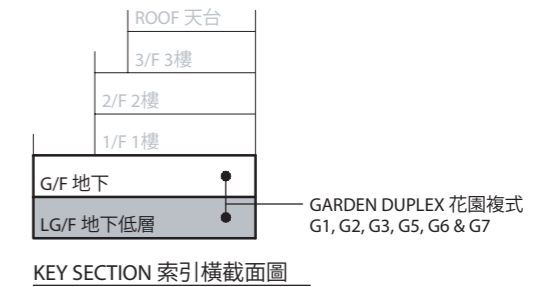
Block E 座 LG/F 地下低層

Remark :

In the description of residential property in a residential block, the prefix "G" means Garden Duplex unit and the numbering means the numbering of Garden Duplex unit of Block A, B, C, D, E or F (as the case may be). E.g. "G1" refers to Garden Duplex 1 of Block A, B, C, D, E or F (as the case may be).

備註：

住宅大樓的住宅物業的描述中，字首「G」指花園複式單位，而編號指A、B、C、D、E或F座(視情況而定)的花園複式單位的編號。例如「G1」指A、B、C、D、E或F座(視情況而定)的花園複式1號單位。



Legend 圖例

- | | | | |
|--|--|---|--|
| <ul style="list-style-type: none"> 1-gang 1-way Lighting Switch 單位燈掣 2-gang 1-way Lighting Switch 雙位燈掣 3-gang 1-way Lighting Switch 三位燈掣 1-gang 2-way Lighting Switch 單位二路燈掣 2-gang 2-way Lighting Switch 雙位二路燈掣 3-gang 2-way Lighting Switch 三位二路燈掣 WP 1-gang 1-way Watertight Lighting Switch 單位防水燈掣 WP 1-gang 2-way Watertight Lighting Switch 單位二路防水燈掣 EF Switch for Exhaust Fan 抽氣扇開關掣 WH Switch for Water Heater 熱水爐開關掣 OV Switch for Oven 焗爐開關掣 AC Switch for Indoor Air-Conditioner 室內空調機接線位 | <ul style="list-style-type: none"> Isolator for Outdoor Air-Conditioner 室外空調機開關掣 Town Gas Water Heater Remote Controller 煤氣熱水爐溫度控制掣 13A Single Socket Outlet 13A單位電插座 13A Twin Socket Outlet 13A雙位電插座 13A Single Floor Socket Outlet 13A藏地單位電插座 13A Single Watertight Socket Outlet 13A單位防水電插座 TV/FM Outlet 電視及電台接收插座 Telephone Outlet 電話插座 Floor TV/FM Outlet 藏地電視及電台接收插座 Floor Telephone Outlet 藏地電話插座 Door Bell Push Button 門鈴按鈕 | <ul style="list-style-type: none"> Door Bell 門鈴 Door Phone 對講機 M.C.B. Board 總電掣箱 Lamp Holder 燈位 Downlight 天花燈 Garden Lamp 花園燈 Wall Mounted Lamp for Garden 花園牆身燈 Roof Floor Lamp 天台地燈 Wall Lamp 牆燈 Strip Light 燈帶 Light Trough 燈槽 Town Gas Water Heater 煤氣熱水爐 | <ul style="list-style-type: none"> Town Gas Meter 煤氣錶 Indoor Air-Conditioner 室內空調機 Concealed Type Indoor Air-Conditioner 暗藏式室內空調機 Cassette Type Indoor Air-Conditioner 卡式室內空調機 Washing Machine Connection Point (Water Outlet) 洗衣機接駁點(去水位) Washing Machine Connection Point (Water Inlet) 洗衣機接駁點(來水位) Door Release Sensor 開燈感應器 Power Bar 拖板 |
|--|--|---|--|

This page left blank intentionally
本頁故意留白

Mechanical & Electrical Provisions Plan 機電裝置平面圖

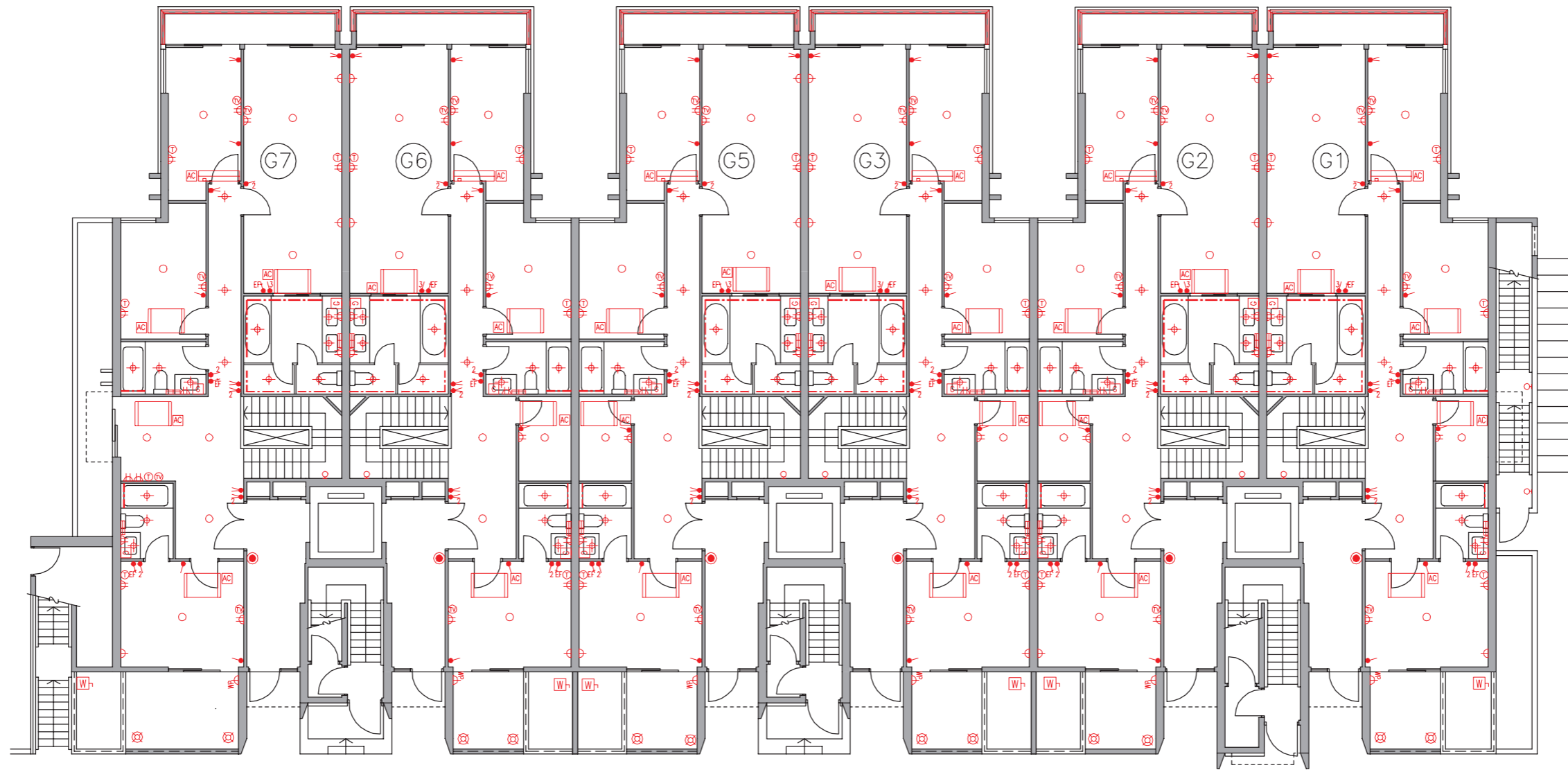
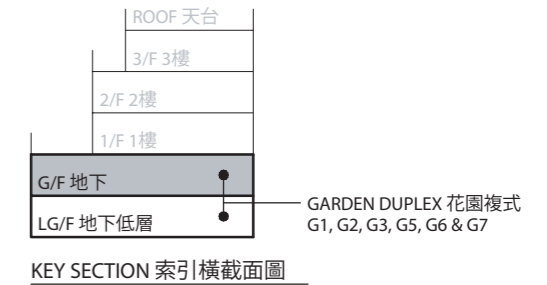
Block E 座 G/F 地下

Remark :

In the description of residential property in a residential block, the prefix "G" means Garden Duplex unit and the numbering means the numbering of Garden Duplex unit of Block A, B, C, D, E or F (as the case may be). e.g. "G1" refers to Garden Duplex 1 of Block A, B, C, D, E or F (as the case may be).

備註 :

住宅大樓的住宅物業的描述中，字首「G」指花園複式單位，而編號指A、B、C、D、E或F座(視情況而定)的花園複式單位的編號。例如「G1」指A、B、C、D、E或F座(視情況而定)的花園複式1號單位。



For G/F of Residential Unit G1, Block E, please refer to separate mechanical & electrical provisions plan under this section.
E座G1住宅單位地下之機電裝置平面圖，另載於本章節。

Legend 圖例

- | | | | |
|---|--|---|--|
| <ul style="list-style-type: none"> 1-gang 1-way Lighting Switch 單位燈掣 2-gang 1-way Lighting Switch 雙位燈掣 3-gang 1-way Lighting Switch 三位燈掣 1-gang 2-way Lighting Switch 單位二路燈掣 2-gang 2-way Lighting Switch 雙位二路燈掣 3-gang 2-way Lighting Switch 三位二路燈掣 WP 1-gang 1-way Watertight Lighting Switch 單位防水燈掣 WPV 1-gang 2-way Watertight Lighting Switch 單位二路防水燈掣 EF Switch for Exhaust Fan 抽氣扇開關掣 WH Switch for Water Heater 熱水爐開關掣 OV Switch for Oven 焗爐開關掣 AC Switch for Indoor Air-Conditioner 室內空調機接線位 | <ul style="list-style-type: none"> Isolator for Outdoor Air-Conditioner 室外空調機開關掣 Town Gas Water Heater Remote Controller 煤氣熱水爐溫度控制掣 I3A Single Socket Outlet I3A單位電插座 I3A Twin Socket Outlet I3A雙位電插座 I3A Single Floor Socket Outlet I3A藏地單位電插座 I3A Single Watertight Socket Outlet I3A單位防水電插座 TV/FM Outlet 電視及電台接收插座 Telephone Outlet 電話插座 Floor TV/FM Outlet 藏地電視及電台接收插座 Floor Telephone Outlet 藏地電話插座 Door Bell Push Button 門鈴按鈕 | <ul style="list-style-type: none"> Door Bell 門鈴 Door Phone 對講機 M.C.B. Board 總電掣箱 Lamp Holder 燈位 Downlight 天花燈 Garden Lamp 花園燈 Wall Mounted Lamp for Garden 花園牆身燈 Roof Floor Lamp 天台地燈 Wall Lamp 牆燈 Strip Light 燈帶 Light Trough 燈槽 Town Gas Water Heater 煤氣熱水爐 | <ul style="list-style-type: none"> Town Gas Meter 煤氣錶 Indoor Air-Conditioner 室內空調機 Concealed Type Indoor Air-Conditioner 暗藏式室內空調機 Cassette Type Indoor Air-Conditioner 卡式室內空調機 Washing Machine Connection Point (Water Outlet) 洗衣機接駁點(去水位) Washing Machine Connection Point (Water Inlet) 洗衣機接駁點(來水位) Door Release Sensor 開燈感應器 Power Bar 拖板 |
|---|--|---|--|

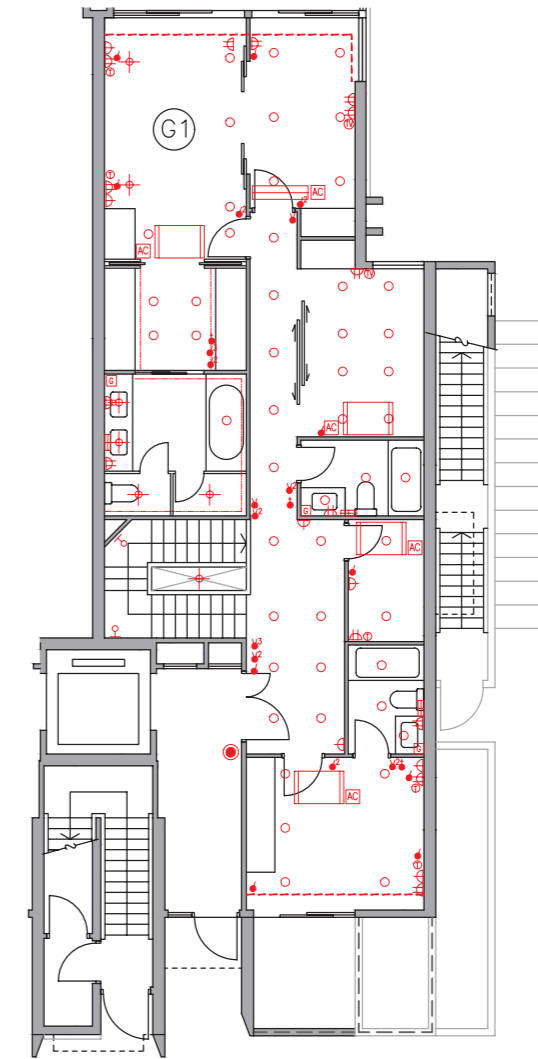
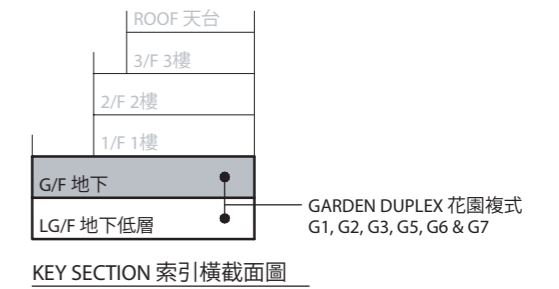
Mechanical & Electrical Provisions Plan 機電裝置平面圖

Block E 座 G/F 地下

Remark :

In the description of residential property in a residential block, the prefix "G" means Garden Duplex unit and the numbering means the numbering of Garden Duplex unit of Block A, B, C, D, E or F (as the case may be). e.g. "G1" refers to Garden Duplex 1 of Block A, B, C, D, E or F (as the case may be).
備註：

住宅大樓的住宅物業的描述中，字首「G」指花園複式單位，而編號指A、B、C、D、E或F座(視情況而定)的花園複式單位的編號。
例如「G1」指A、B、C、D、E或F座(視情況而定)的花園複式1號單位。



Legend 圖例

- | | | | |
|--|--|---|--|
| <ul style="list-style-type: none"> 1-gang 1-way Lighting Switch 單位燈掣 2-gang 1-way Lighting Switch 雙位燈掣 3-gang 1-way Lighting Switch 三位燈掣 1-gang 2-way Lighting Switch 單位二路燈掣 2-gang 2-way Lighting Switch 雙位二路燈掣 3-gang 2-way Lighting Switch 三位二路燈掣 1-gang 1-way Watertight Lighting Switch 單位防水燈掣 1-gang 2-way Watertight Lighting Switch 單位二路防水燈掣 Switch for Exhaust Fan 抽氣扇開關掣 Switch for Water Heater 熱水爐開關掣 Switch for Oven 焗爐開關掣 Switch for Indoor Air-Conditioner 室內空調機接線位 | <ul style="list-style-type: none"> Isolator for Outdoor Air-Conditioner 室外空調機開關掣 Town Gas Water Heater Remote Controller 煤氣熱水爐溫度控制掣 13A Single Socket Outlet 13A單位電插座 13A Twin Socket Outlet 13A雙位電插座 13A Single Floor Socket Outlet 13A藏地單位電插座 13A Single Watertight Socket Outlet 13A單位防水電插座 TV/FM Outlet 電視及電台接收插座 Telephone Outlet 電話插座 Floor TV/FM Outlet 藏地電視及電台接收插座 Floor Telephone Outlet 藏地電話插座 Door Bell Push Button 門鈴按鈕 | <ul style="list-style-type: none"> Door Bell 門鈴 Door Phone 對講機 M.C.B. Board 總電掣箱 Lamp Holder 燈位 Downlight 天花燈 Garden Lamp 花園燈 Wall Mounted Lamp for Garden 花園牆身燈 Roof Floor Lamp 天台地燈 Wall Lamp 牆燈 Strip Light 燈帶 Light Trough 燈槽 Town Gas Water Heater 煤氣熱水爐 | <ul style="list-style-type: none"> Town Gas Meter 煤氣錶 Indoor Air-Conditioner 室內空調機 Concealed Type Indoor Air-Conditioner 暗藏式室內空調機 Cassette Type Indoor Air-Conditioner 卡式室內空調機 Washing Machine Connection Point (Water Outlet) 洗衣機接駁點(去水位) Washing Machine Connection Point (Water Inlet) 洗衣機接駁點(來水位) Door Release Sensor 開燈感應器 Power Bar 拖板 |
|--|--|---|--|

This page left blank intentionally
本頁故意留白

Mechanical & Electrical Provisions Plan 機電裝置平面圖

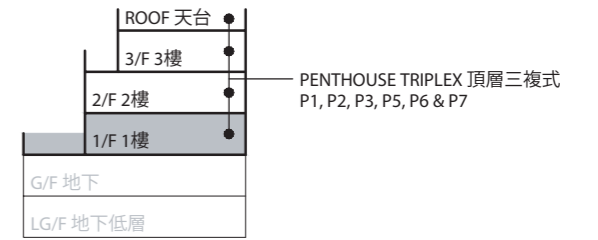
Block E 座 1/F 1樓

Remark :

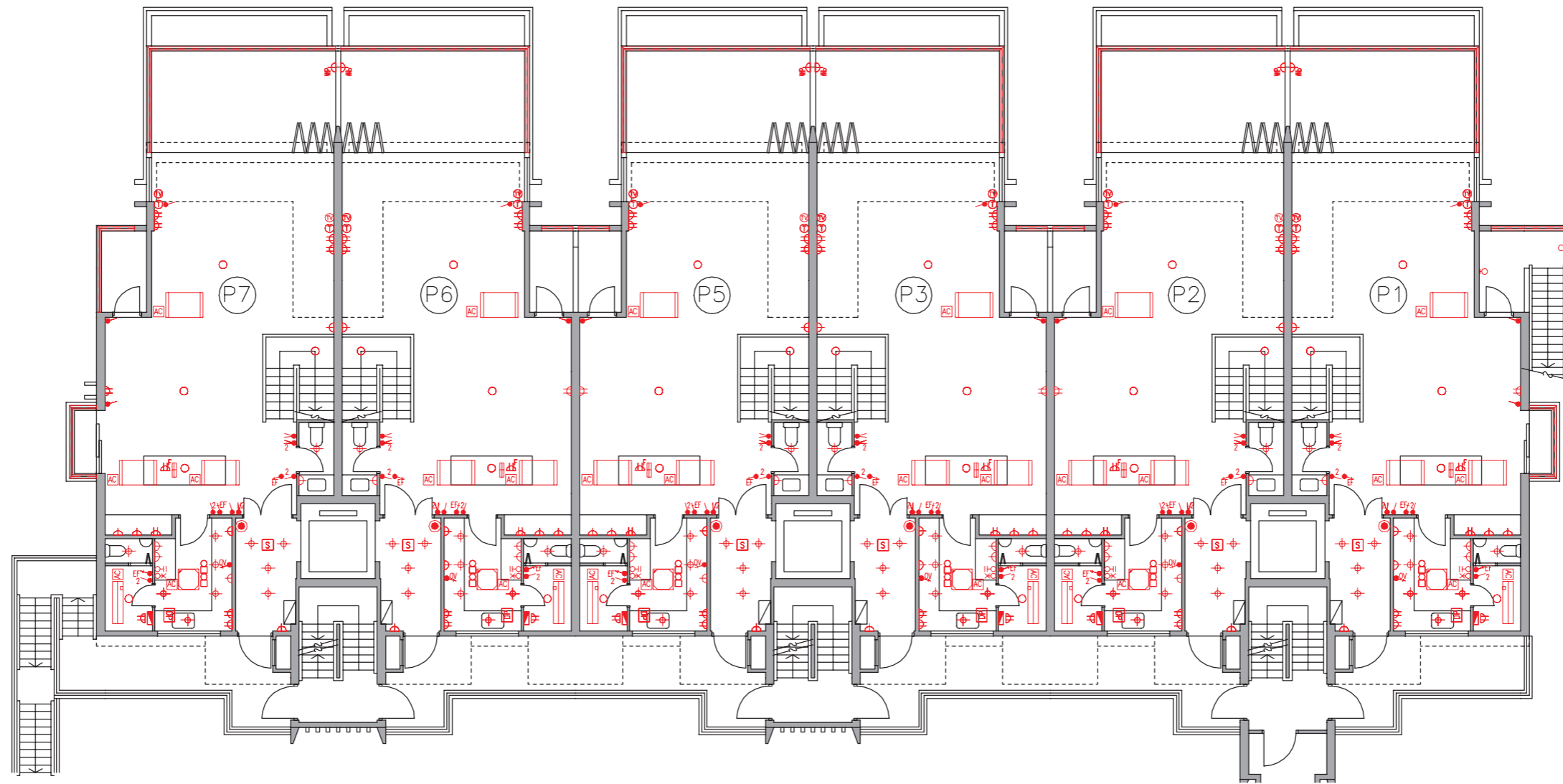
In the description of residential property in a residential block, the prefix "P" means Penthouse Triplex unit and the numbering means the numbering of Penthouse Triplex unit of Block A, B, D, E or F (as the case may be). e.g. "P1" refers to Penthouse Triplex 1 of Block A, B, D, E or F (as the case may be).

備註 :

住宅大樓中住宅物業的描述中，字首「P」指頂層三複式單位，而編號指A、B、D、E或F座(視情況而定)的頂層三複式單位的編號。例如「P1」指A、B、D、E或F座(視情況而定)的頂層三複式1號單位。



KEY SECTION 索引橫截面圖



Legend 圖例

- | | | | |
|--|--|---|--|
| <ul style="list-style-type: none"> 1-gang 1-way Lighting Switch 單位燈掣 2-gang 1-way Lighting Switch 雙位燈掣 3-gang 1-way Lighting Switch 三位燈掣 1-gang 2-way Lighting Switch 單位二路燈掣 2-gang 2-way Lighting Switch 雙位二路燈掣 3-gang 2-way Lighting Switch 三位二路燈掣 1-gang 1-way Watertight Lighting Switch 單位防水燈掣 1-gang 2-way Watertight Lighting Switch 單位二路防水燈掣 Switch for Exhaust Fan 抽氣扇開關掣 Switch for Water Heater 熱水爐開關掣 Switch for Oven 焗爐開關掣 Switch for Indoor Air-Conditioner 室內空調機接線位 | <ul style="list-style-type: none"> Isolator for Outdoor Air-Conditioner 室外空調機開關掣 Town Gas Water Heater Remote Controller 煤氣熱水爐溫度控制掣 13A Single Socket Outlet 13A單位電插座 13A Twin Socket Outlet 13A雙位電插座 13A Single Floor Socket Outlet 13A藏地單位電插座 13A Single Watertight Socket Outlet 13A單位防水電插座 TV/FM Outlet 電視及電台接收插座 Telephone Outlet 電話插座 Floor TV/FM Outlet 藏地電視及電台接收插座 Floor Telephone Outlet 藏地電話插座 Door Bell Push Button 門鈴按鈕 | <ul style="list-style-type: none"> Door Bell 門鈴 Door Phone 對講機 M.C.B. Board 總電掣箱 Lamp Holder 燈位 Downlight 天花燈 Garden Lamp 花園燈 Wall Mounted Lamp for Garden 花園牆身燈 Roof Floor Lamp 天台地燈 Wall Lamp 牆燈 Strip Light 燈帶 Light Trough 燈槽 Town Gas Water Heater 煤氣熱水爐 | <ul style="list-style-type: none"> Town Gas Meter 煤氣錶 Indoor Air-Conditioner 室內空調機 Concealed Type Indoor Air-Conditioner 暗藏式室內空調機 Cassette Type Indoor Air-Conditioner 卡式室內空調機 Washing Machine Connection Point (Water Outlet) 洗衣機接駁點(去水位) Washing Machine Connection Point (Water Inlet) 洗衣機接駁點(來水位) Door Release Sensor 開燈感應器 Power Bar 拖板 |
|--|--|---|--|

Fittings, finishes and appliances

裝置、裝修物料及設備

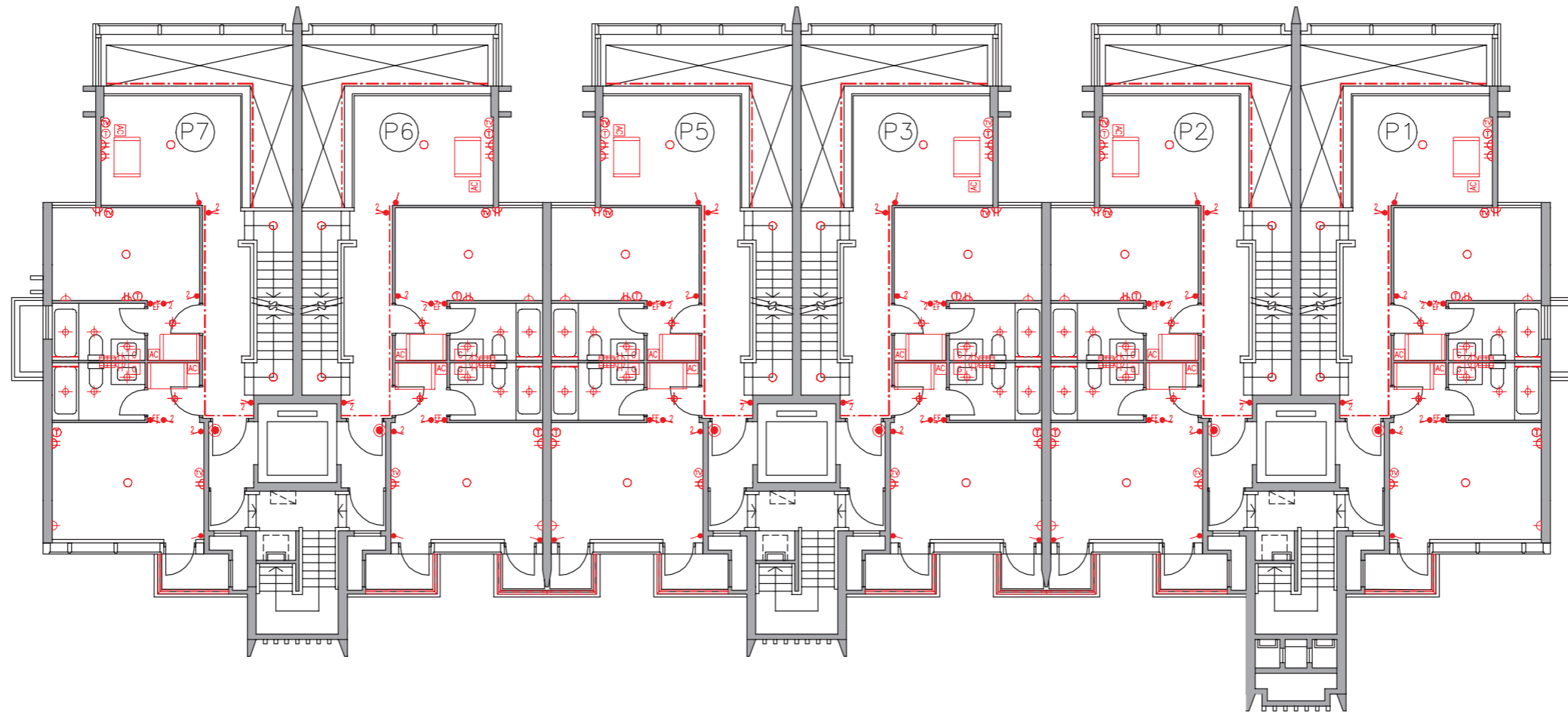
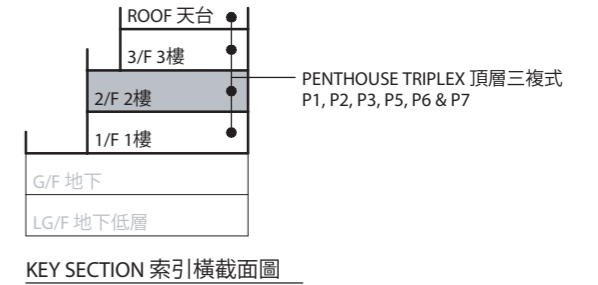
Mechanical & Electrical Provisions Plan 機電裝置平面圖

Block E 座 2/F 2樓

Remark :

In the description of residential property in a residential block, the prefix "P" means Penthouse Triplex unit and the numbering means the numbering of Penthouse Triplex unit of Block A, B, D, E or F (as the case may be). e.g. "P1" refers to Penthouse Triplex 1 of Block A, B, D, E or F (as the case may be).
備註：

住宅大樓中住宅物業的描述中，字首「P」指頂層三複式單位，而編號指A、B、D、E或F座(視情況而定)的頂層三複式單位的編號。例如「P1」指A、B、D、E或F座(視情況而定)的頂層三複式1號單位。



Legend 圖例

- | | | | |
|---|--|---|--|
| <ul style="list-style-type: none"> 1-gang 1-way Lighting Switch 單位燈掣 2-gang 1-way Lighting Switch 雙位燈掣 3-gang 1-way Lighting Switch 三位燈掣 1-gang 2-way Lighting Switch 單位二路燈掣 2-gang 2-way Lighting Switch 雙位二路燈掣 3-gang 2-way Lighting Switch 三位二路燈掣 WP 1-gang 1-way Watertight Lighting Switch 單位防水燈掣 WP 1-gang 2-way Watertight Lighting Switch 單位二路防水燈掣 EF Switch for Exhaust Fan 抽氣扇開關掣 WH Switch for Water Heater 熱水爐開關掣 OV Switch for Oven 焗爐開關掣 Switch for Indoor Air-Conditioner 室內空調機接線位 | <ul style="list-style-type: none"> Isolator for Outdoor Air-Conditioner 室外空調機開關掣 Town Gas Water Heater Remote Controller 煤氣熱水爐溫度控制掣 I3A Single Socket Outlet I3A單位電插座 I3A Twin Socket Outlet I3A雙位電插座 I3A Single Floor Socket Outlet I3A藏地單位電插座 I3A Single Watertight Socket Outlet I3A單位防水電插座 TV/FM Outlet 電視及電台接收插座 Telephone Outlet 電話插座 Floor TV/FM Outlet 藏地電視及電台接收插座 Floor Telephone Outlet 藏地電話插座 Door Bell Push Button 門鈴按鈕 | <ul style="list-style-type: none"> Door Bell 門鈴 Door Phone 對講機 M.C.B. Board 總電掣箱 Lamp Holder 燈位 Downlight 天花燈 Garden Lamp 花園燈 Wall Mounted Lamp for Garden 花園牆身燈 Roof Floor Lamp 天台地燈 Wall Lamp 牆燈 Strip Light 燈帶 Light Trough 燈槽 Town Gas Water Heater 煤氣熱水爐 | <ul style="list-style-type: none"> Town Gas Meter 煤氣錶 Indoor Air-Conditioner 室內空調機 Concealed Type Indoor Air-Conditioner 暗藏式室內空調機 Cassette Type Indoor Air-Conditioner 卡式室內空調機 Washing Machine Connection Point (Water Outlet) 洗衣機接駁點(去水位) Washing Machine Connection Point (Water Inlet) 洗衣機接駁點(來水位) Door Release Sensor 開燈感應器 Power Bar 拖板 |
|---|--|---|--|

Mechanical & Electrical Provisions Plan 機電裝置平面圖

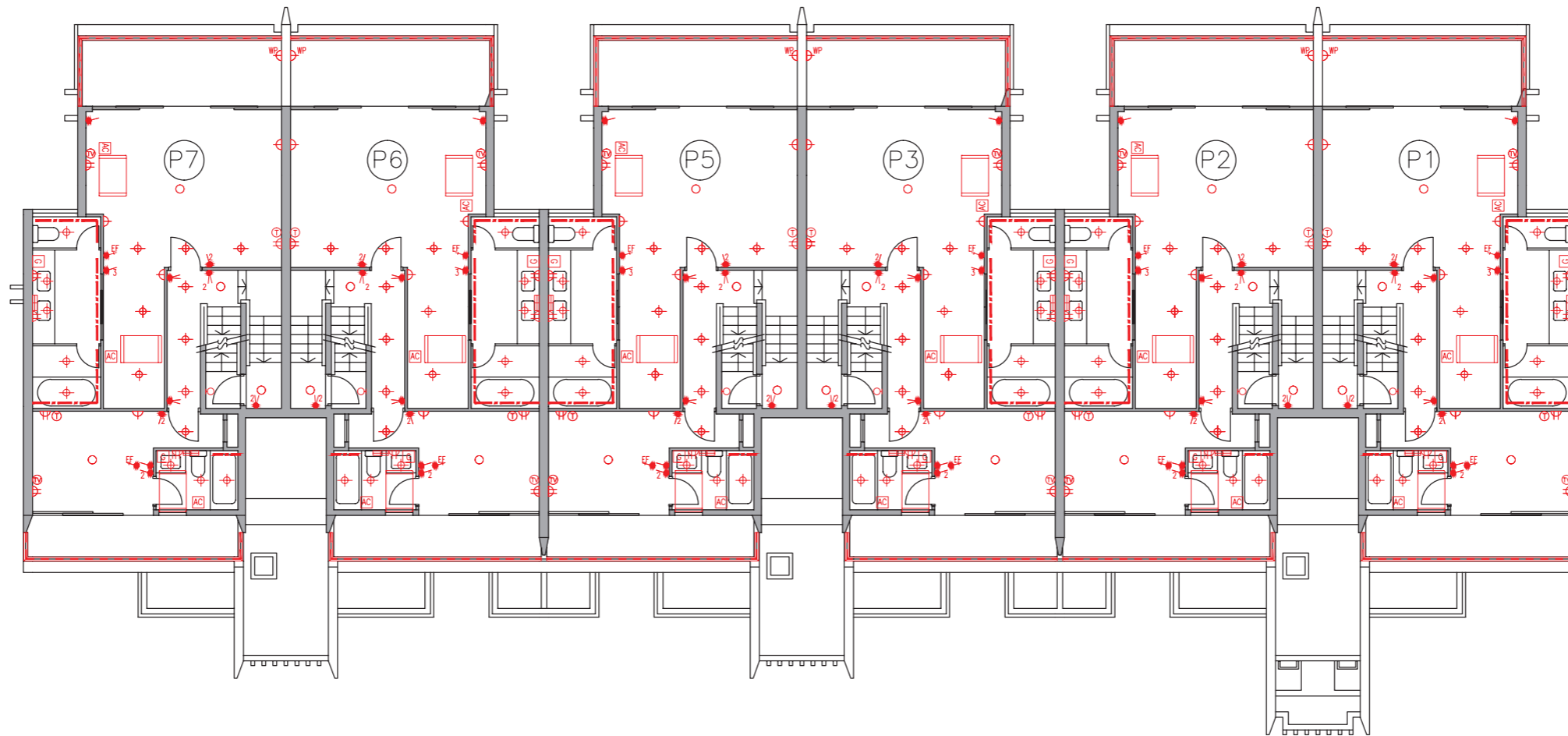
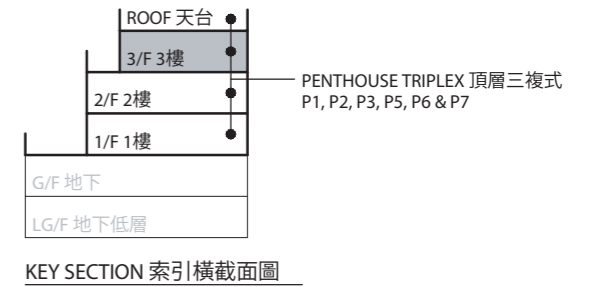
Block E 座 3/F 3樓

Remark :

In the description of residential property in a residential block, the prefix "P" means Penthouse Triplex unit and the numbering means the numbering of Penthouse Triplex unit of Block A, B, D, E or F (as the case may be). e.g. "P1" refers to Penthouse Triplex 1 of Block A, B, D, E or F (as the case may be).

備註 :

住宅大樓中住宅物業的描述中，字首「P」指頂層三複式單位，而編號指A、B、D、E或F座(視情況而定)的頂層三複式單位的編號。例如「P1」指A、B、D、E或F座(視情況而定)的頂層三複式1號單位。



Legend 圖例

- | | | | |
|--|--|---|--|
| <ul style="list-style-type: none"> 1-gang 1-way Lighting Switch 單位燈掣 2-gang 1-way Lighting Switch 雙位燈掣 3-gang 1-way Lighting Switch 三位燈掣 1-gang 2-way Lighting Switch 單位二路燈掣 2-gang 2-way Lighting Switch 雙位二路燈掣 3-gang 2-way Lighting Switch 三位二路燈掣 1-gang 1-way Watertight Lighting Switch 單位防水燈掣 1-gang 2-way Watertight Lighting Switch 單位二路防水燈掣 Switch for Exhaust Fan 抽氣扇開關掣 Switch for Water Heater 熱水爐開關掣 Switch for Oven 焗爐開關掣 Switch for Indoor Air-Conditioner 室內空調機接線位 | <ul style="list-style-type: none"> Isolator for Outdoor Air-Conditioner 室外空調機開關掣 Town Gas Water Heater Remote Controller 煤氣熱水爐溫度控制掣 13A Single Socket Outlet 13A單位電插座 13A Twin Socket Outlet 13A雙位電插座 13A Single Floor Socket Outlet 13A藏地單位電插座 13A Single Watertight Socket Outlet 13A單位防水電插座 TV/FM Outlet 電視及電台接收插座 Telephone Outlet 電話插座 Floor TV/FM Outlet 藏地電視及電台接收插座 Floor Telephone Outlet 藏地電話插座 Door Bell Push Button 門鈴按鈕 | <ul style="list-style-type: none"> Door Bell 門鈴 Door Phone 對講機 M.C.B. Board 總電掣箱 Lamp Holder 燈位 Downlight 天花燈 Garden Lamp 花園燈 Wall Mounted Lamp for Garden 花園牆身燈 Roof Floor Lamp 天台地燈 Wall Lamp 牆燈 Strip Light 燈帶 Light Trough 燈槽 Town Gas Water Heater 煤氣熱水爐 | <ul style="list-style-type: none"> Town Gas Meter 煤氣錶 Indoor Air-Conditioner 室內空調機 Concealed Type Indoor Air-Conditioner 暗藏式室內空調機 Cassette Type Indoor Air-Conditioner 卡式室內空調機 Washing Machine Connection Point (Water Outlet) 洗衣機接駁點(去水位) Washing Machine Connection Point (Water Inlet) 洗衣機接駁點(來水位) Door Release Sensor 開燈感應器 Power Bar 拖板 |
|--|--|---|--|

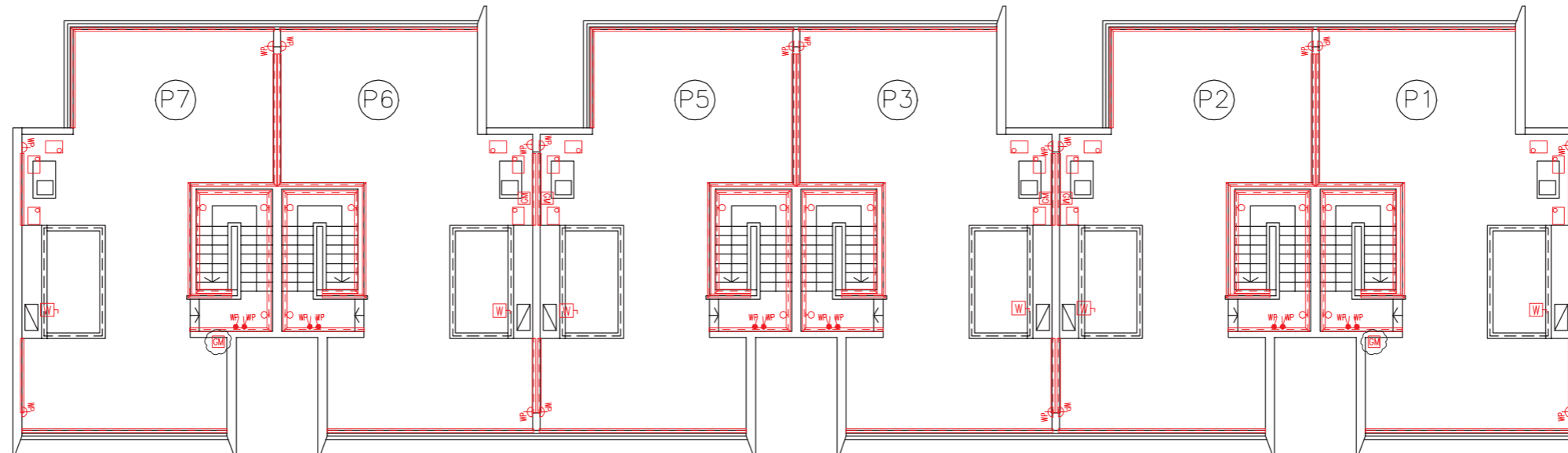
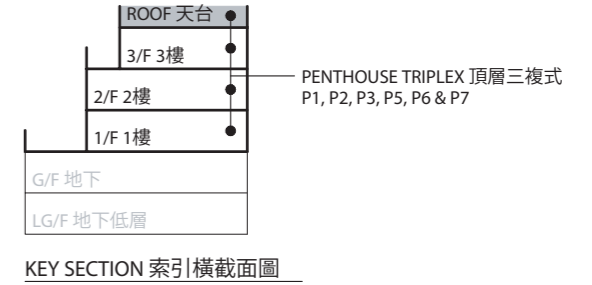
Mechanical & Electrical Provisions Plan 機電裝置平面圖

Block E 座 Roof 天台

Remark :

In the description of residential property in a residential block, the prefix "P" means Penthouse Triplex unit and the numbering means the numbering of Penthouse Triplex unit of Block A, B, D, E or F (as the case may be). e.g. "P1" refers to Penthouse Triplex 1 of Block A, B, D, E or F (as the case may be).
備註：

住宅大樓中住宅物業的描述中，字首「P」指頂層三複式單位，而編號指A、B、D、E或F座(視情況而定)的頂層三複式單位的編號。例如「P1」指A、B、D、E或F座(視情況而定)的頂層三複式1號單位。

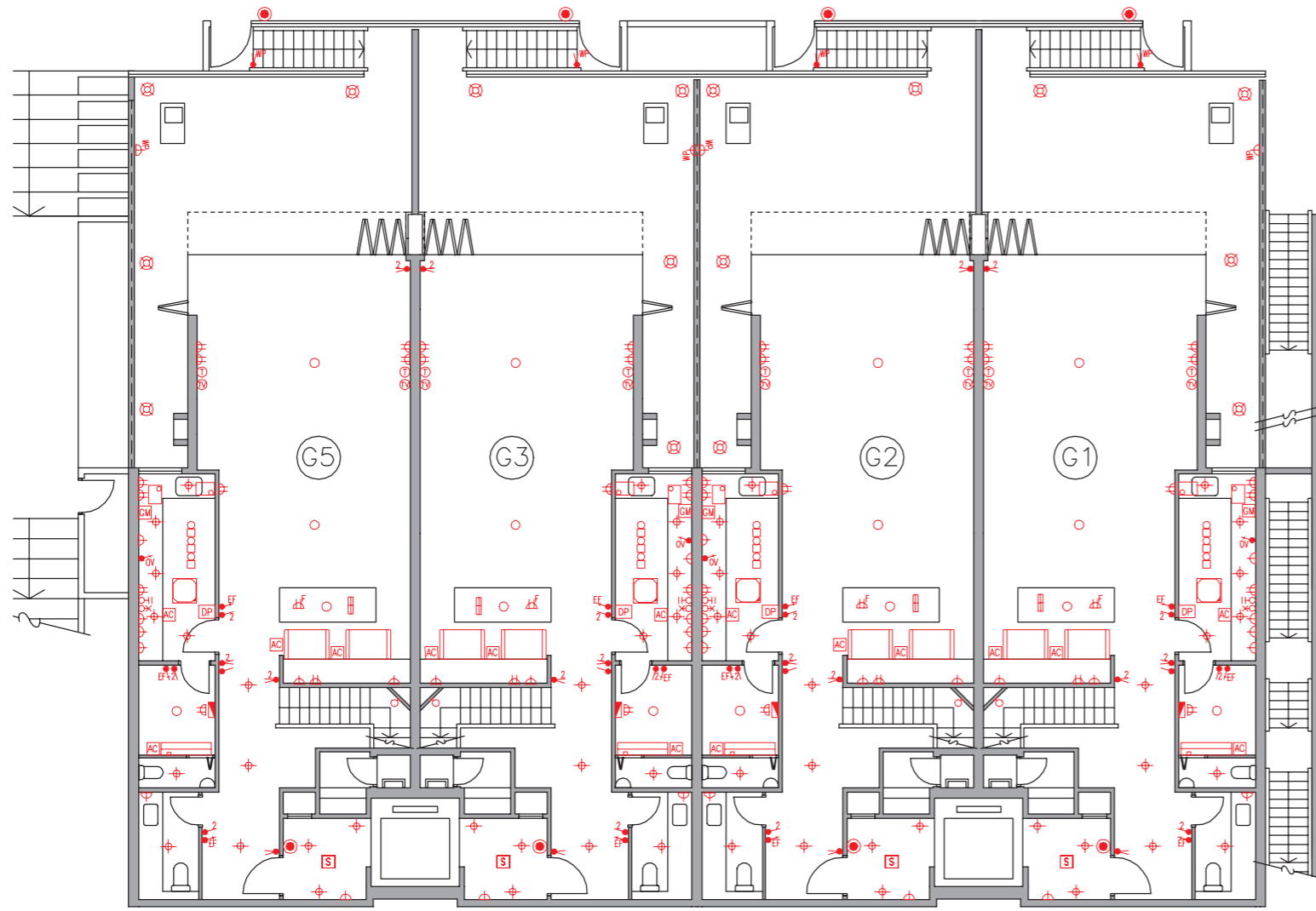


Legend 圖例

- | | | | |
|---|--|---|--|
| <ul style="list-style-type: none"> 1-gang 1-way Lighting Switch 單位燈掣 2-gang 1-way Lighting Switch 雙位燈掣 3-gang 1-way Lighting Switch 三位燈掣 1-gang 2-way Lighting Switch 單位二路燈掣 2-gang 2-way Lighting Switch 雙位二路燈掣 3-gang 2-way Lighting Switch 三位二路燈掣 WP 1-gang 1-way Watertight Lighting Switch 單位防水燈掣 WP 1-gang 2-way Watertight Lighting Switch 單位二路防水燈掣 EF Switch for Exhaust Fan 抽氣扇開關掣 WH Switch for Water Heater 熱水爐開關掣 OV Switch for Oven 焗爐開關掣 Switch for Indoor Air-Conditioner 室內空調機接線位 | <ul style="list-style-type: none"> Isolator for Outdoor Air-Conditioner 室外空調機開關掣 Town Gas Water Heater Remote Controller 煤氣熱水爐溫度控制掣 I3A Single Socket Outlet I3A單位電插座 I3A Twin Socket Outlet I3A雙位電插座 I3A Single Floor Socket Outlet I3A藏地單位電插座 I3A Single Watertight Socket Outlet I3A單位防水電插座 TV/FM Outlet 電視及電台接收插座 Telephone Outlet 電話插座 Floor TV/FM Outlet 藏地電視及電台接收插座 Floor Telephone Outlet 藏地電話插座 Door Bell Push Button 門鈴按鈕 | <ul style="list-style-type: none"> Door Bell 門鈴 Door Phone 對講機 M.C.B. Board 總電掣箱 Lamp Holder 燈位 Downlight 天花燈 Garden Lamp 花園燈 Wall Mounted Lamp for Garden 花園牆身燈 Roof Floor Lamp 天台地燈 Wall Lamp 牆燈 Strip Light 燈帶 Light Trough 燈槽 Town Gas Water Heater 煤氣熱水爐 | <ul style="list-style-type: none"> Town Gas Meter 煤氣錶 Indoor Air-Conditioner 室內空調機 Concealed Type Indoor Air-Conditioner 暗藏式室內空調機 Cassette Type Indoor Air-Conditioner 卡式室內空調機 Washing Machine Connection Point (Water Outlet) 洗衣機接駁點(去水位) Washing Machine Connection Point (Water Inlet) 洗衣機接駁點(來水位) Door Release Sensor 開燈感應器 Power Bar 拖板 |
|---|--|---|--|

Mechanical & Electrical Provisions Plan 機電裝置平面圖

Block F 座 LG/F 地下低層

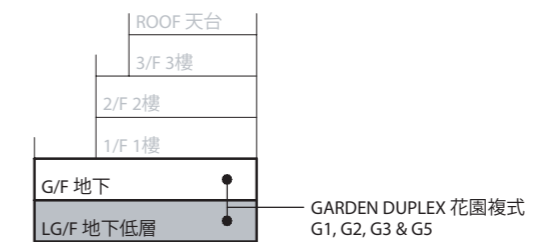


Remark :

In the description of residential property in a residential block, the prefix "G" means Garden Duplex unit and the numbering means the numbering of Garden Duplex unit of Block A, B, C, D, E or F (as the case may be). e.g. "G1" refers to Garden Duplex 1 of Block A, B, C, D, E or F (as the case may be).

備註：

住宅大樓的住宅物業的描述中，字首「G」指花園複式單位，而編號指A、B、C、D、E或F座(視情況而定)的花園複式單位的編號。例如「G1」指A、B、C、D、E或F座(視情況而定)的花園複式1號單位。



KEY SECTION 索引橫截面圖

Legend 圖例

- | | | | |
|--|---|--|--|
| <ul style="list-style-type: none"> 1-gang 1-way Lighting Switch 單位燈掣 2-gang 1-way Lighting Switch 雙位燈掣 3-gang 1-way Lighting Switch 三位燈掣 1-gang 2-way Lighting Switch 單位二路燈掣 2-gang 2-way Lighting Switch 雙位二路燈掣 3-gang 2-way Lighting Switch 三位二路燈掣 WP 1-gang 1-way Watertight Lighting Switch 單位防水燈掣 WP 1-gang 2-way Watertight Lighting Switch 單位二路防水燈掣 EF Switch for Exhaust Fan 抽氣扇開關掣 WH Switch for Water Heater 熱水爐開關掣 OV Switch for Oven 焗爐開關掣 AC Switch for Indoor Air-Conditioner 室內空調機接線位 | <ul style="list-style-type: none"> Isolator for Outdoor Air-Conditioner 室外空調機開關掣 Town Gas Water Heater Remote Controller 煤氣熱水爐溫度控制掣 I3A Single Socket Outlet I3A單位電插座 I3A Twin Socket Outlet I3A雙位電插座 I3A Single Floor Socket Outlet I3A藏地單位電插座 WP I3A Single Watertight Socket Outlet I3A單位防水電插座 TV/FM Outlet 電視及電台接收插座 Telephone Outlet 電話插座 Floor TV/FM Outlet 藏地電視及電台接收插座 Floor Telephone Outlet 藏地電話插座 Door Bell Push Button 門鈴按鈕 | <ul style="list-style-type: none"> Door Bell 門鈴 DP Door Phone 對講機 M.C.B. Board 總電掣箱 Lamp Holder 燈位 Downlight 天花燈 Garden Lamp 花園燈 Wall Mounted Lamp for Garden 花園牆身燈 Roof Floor Lamp 天台地燈 Wall Lamp 牆燈 Strip Light 燈帶 Light Trough 燈槽 Town Gas Water Heater 煤氣熱水爐 | <ul style="list-style-type: none"> Town Gas Meter 煤氣錶 Indoor Air-Conditioner 室內空調機 Concealed Type Indoor Air-Conditioner 暗藏式室內空調機 Cassette Type Indoor Air-Conditioner 卡式室內空調機 Washing Machine Connection Point (Water Outlet) 洗衣機接駁點(去水位) Washing Machine Connection Point (Water Inlet) 洗衣機接駁點(來水位) Door Release Sensor 開燈感應器 Power Bar 拖板 |
|--|---|--|--|

Mechanical & Electrical Provisions Plan 機電裝置平面圖

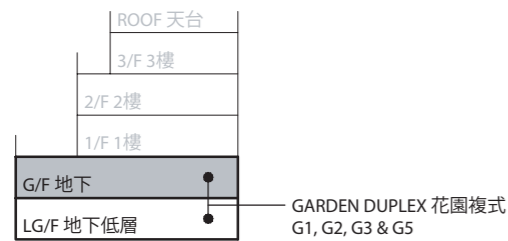
Block F 座 G/F 地下

Remark :

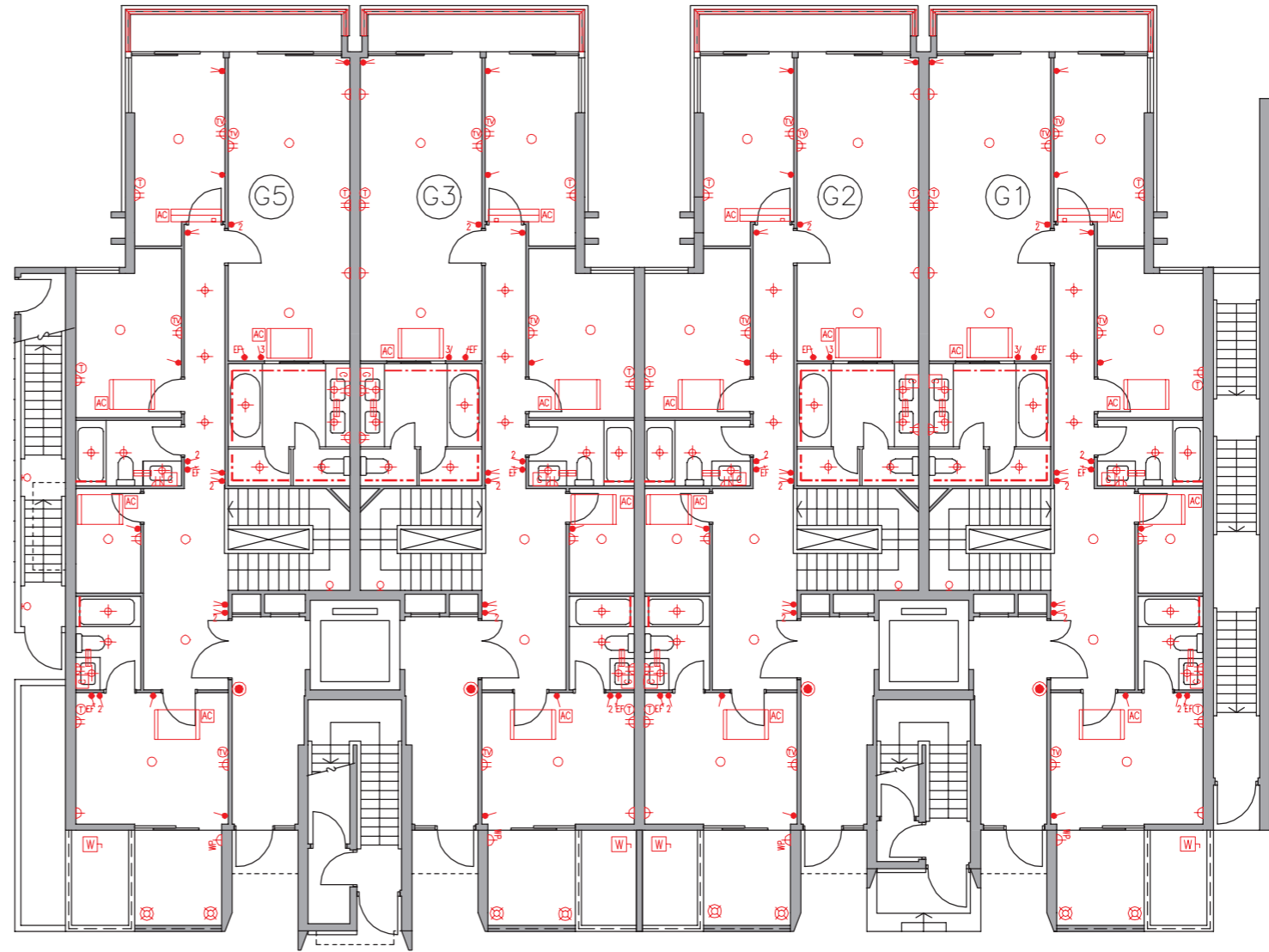
In the description of residential property in a residential block, the prefix "G" means Garden Duplex unit and the numbering means the numbering of Garden Duplex unit of Block A, B, C, D, E or F (as the case may be). e.g. "G1" refers to Garden Duplex 1 of Block A, B, C, D, E or F (as the case may be).

備註：

住宅大樓的住宅物業的描述中，字首「G」指花園複式單位，而編號指A、B、C、D、E或F座(視情況而定)的花園複式單位的編號。例如「G1」指A、B、C、D、E或F座(視情況而定)的花園複式1號單位。



KEY SECTION 索引橫截面圖

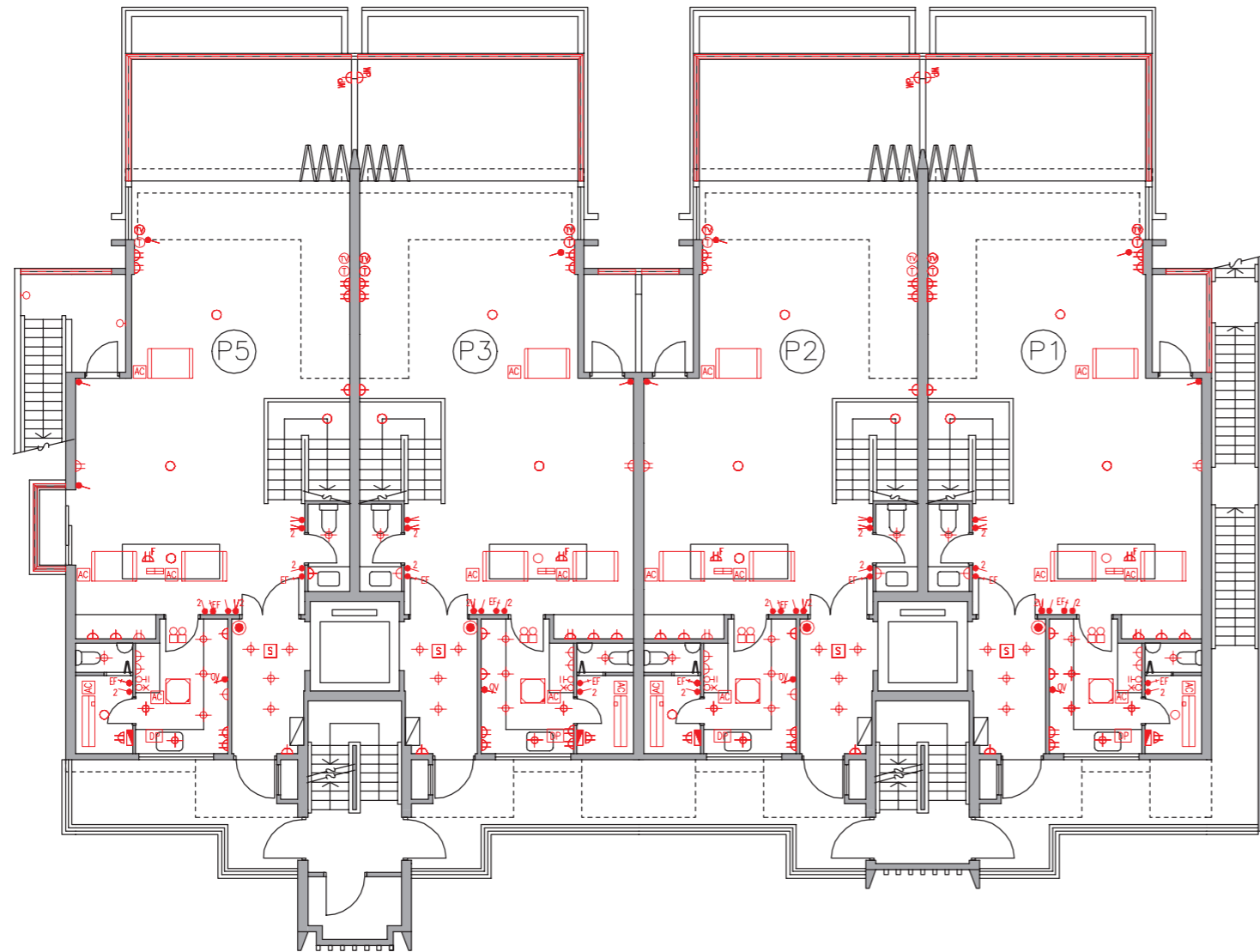


Legend 圖例

- | | | | |
|--|--|---|--|
| <ul style="list-style-type: none"> 1-gang 1-way Lighting Switch 單位燈掣 2-gang 1-way Lighting Switch 雙位燈掣 3-gang 1-way Lighting Switch 三位燈掣 1-gang 2-way Lighting Switch 單位二路燈掣 2-gang 2-way Lighting Switch 雙位二路燈掣 3-gang 2-way Lighting Switch 三位二路燈掣 WP 1-gang 1-way Watertight Lighting Switch 單位防水燈掣 WP 1-gang 2-way Watertight Lighting Switch 單位二路防水燈掣 EF Switch for Exhaust Fan 抽氣扇開關掣 WH Switch for Water Heater 熱水爐開關掣 OV Switch for Oven 焗爐開關掣 AC Switch for Indoor Air-Conditioner 室內空調機接線位 | <ul style="list-style-type: none"> Isolator for Outdoor Air-Conditioner 室外空調機開關掣 Town Gas Water Heater Remote Controller 煤氣熱水爐溫度控制掣 I3A Single Socket Outlet I3A單位電插座 I3A Twin Socket Outlet I3A雙位電插座 I3A Single Floor Socket Outlet I3A藏地單位電插座 I3A Single Watertight Socket Outlet I3A單位防水電插座 TV/FM Outlet 電視及電台接收插座 Telephone Outlet 電話插座 Floor TV/FM Outlet 藏地電視及電台接收插座 Floor Telephone Outlet 藏地電話插座 Door Bell Push Button 門鈴按鈕 | <ul style="list-style-type: none"> Door Bell 門鈴 Door Phone 對講機 M.C.B. Board 總電掣箱 Lamp Holder 燈位 Downlight 天花燈 Garden Lamp 花園燈 Wall Mounted Lamp for Garden 花園牆身燈 Roof Floor Lamp 天台地燈 Wall Lamp 牆燈 Strip Light 燈帶 Light Trough 燈槽 Town Gas Water Heater 煤氣熱水爐 | <ul style="list-style-type: none"> Town Gas Meter 煤氣錶 Indoor Air-Conditioner 室內空調機 Concealed Type Indoor Air-Conditioner 暗藏式室內空調機 Cassette Type Indoor Air-Conditioner 卡式室內空調機 Washing Machine Connection Point (Water Outlet) 洗衣機接駁點(去水位) Washing Machine Connection Point (Water Inlet) 洗衣機接駁點(來水位) Door Release Sensor 開燈感應器 Power Bar 拖板 |
|--|--|---|--|

Mechanical & Electrical Provisions Plan 機電裝置平面圖

Block F 座 1/F 1樓

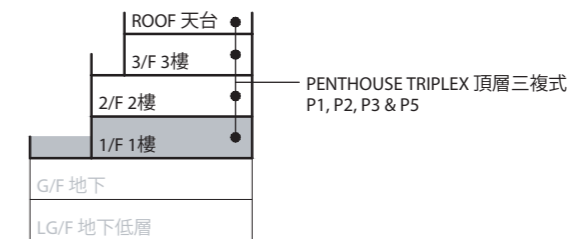


Remark :

In the description of residential property in a residential block, the prefix "P" means Penthouse Triplex unit and the numbering means the numbering of Penthouse Triplex unit of Block A, B, D, E or F (as the case may be). e.g. "P1" refers to Penthouse Triplex 1 of Block A, B, D, E or F (as the case may be).

備註：

住宅大樓中住宅物業的描述中，字首「P」指頂層三複式單位，而編號指A、B、D、E或F座(視情況而定)的頂層三複式單位的編號。例如「P1」指A、B、D、E或F座(視情況而定)的頂層三複式1號單位。



KEY SECTION 索引橫截面圖

Legend 圖例

- | | | | |
|--|---|---|--|
| <ul style="list-style-type: none"> 1-gang 1-way Lighting Switch 單位燈掣 2-gang 1-way Lighting Switch 雙位燈掣 3-gang 1-way Lighting Switch 三位燈掣 1-gang 2-way Lighting Switch 單位二路燈掣 2-gang 2-way Lighting Switch 雙位二路燈掣 3-gang 2-way Lighting Switch 三位二路燈掣 WP 1-gang 1-way Watertight Lighting Switch 單位防水燈掣 WP 1-gang 2-way Watertight Lighting Switch 單位二路防水燈掣 EF Switch for Exhaust Fan 抽氣扇開關掣 WH Switch for Water Heater 熱水爐開關掣 OV Switch for Oven 焗爐開關掣 AC Switch for Indoor Air-Conditioner 室內空調機接線位 | <ul style="list-style-type: none"> Isolator for Outdoor Air-Conditioner 室外空調機開關掣 Town Gas Water Heater Remote Controller 煤氣熱水爐溫度控制掣 I 3A Single Socket Outlet I 3A單位電插座 I 3A Twin Socket Outlet I 3A雙位電插座 I 3A Single Floor Socket Outlet I 3A藏地單位電插座 WP I 3A Single Watertight Socket Outlet I 3A單位防水電插座 TV/FM Outlet 電視及電台接收插座 Telephone Outlet 電話插座 Floor TV/FM Outlet 藏地電視及電台接收插座 Floor Telephone Outlet 藏地電話插座 Door Bell Push Button 門鈴按鈕 | <ul style="list-style-type: none"> Door Bell 門鈴 Door Phone 對講機 M.C.B. Board 總電掣箱 Lamp Holder 燈位 Downlight 天花燈 Garden Lamp 花園燈 Wall Mounted Lamp for Garden 花園牆身燈 Roof Floor Lamp 天台地燈 Wall Lamp 牆燈 Strip Light 燈帶 Light Trough 燈槽 Town Gas Water Heater 煤氣熱水爐 | <ul style="list-style-type: none"> Town Gas Meter 煤氣錶 Indoor Air-Conditioner 室內空調機 Concealed Type Indoor Air-Conditioner 暗藏式室內空調機 Cassette Type Indoor Air-Conditioner 卡式室內空調機 Washing Machine Connection Point (Water Outlet) 洗衣機接駁點(去水位) Washing Machine Connection Point (Water Inlet) 洗衣機接駁點(來水位) Door Release Sensor 開燈感應器 Power Bar 拖板 |
|--|---|---|--|

Mechanical & Electrical Provisions Plan 機電裝置平面圖

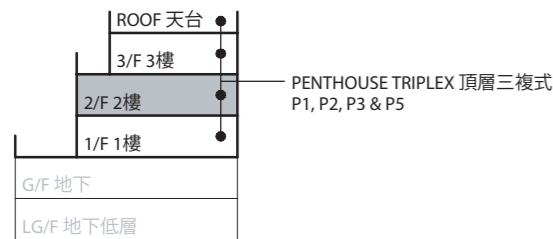
Block F 座 2/F 2樓

Remark :

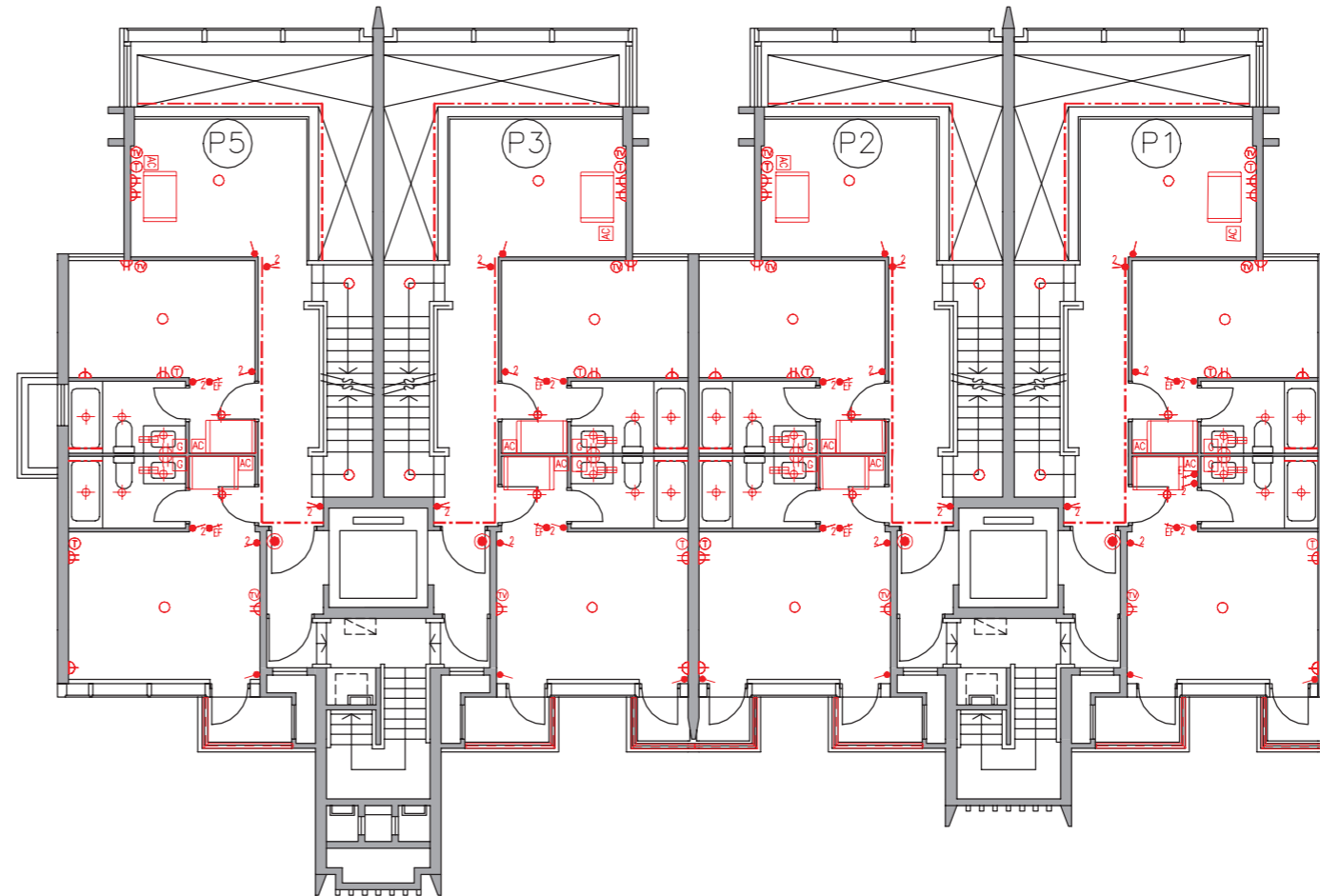
In the description of residential property in a residential block, the prefix "P" means Penthouse Triplex unit and the numbering means the numbering of Penthouse Triplex unit of Block A, B, D, E or F (as the case may be). e.g. "P1" refers to Penthouse Triplex 1 of Block A, B, D, E or F (as the case may be).

備註：

住宅大樓中住宅物業的描述中，字首「P」指頂層三複式單位，而編號指A、B、D、E或F座(視情況而定)的頂層三複式單位的編號。例如「P1」指A、B、D、E或F座(視情況而定)的頂層三複式1號單位。



KEY SECTION 索引橫截面圖

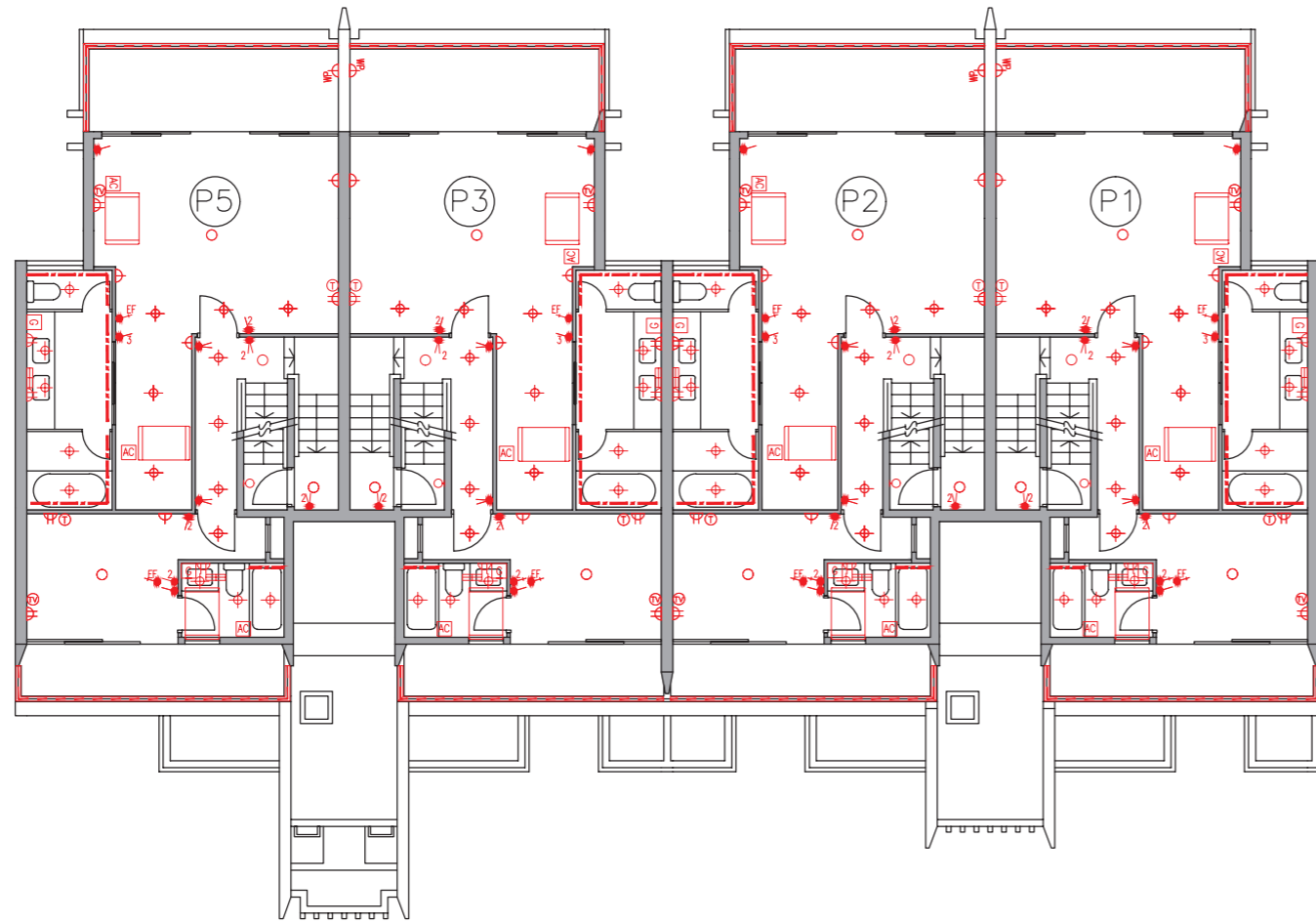


Legend 圖例

- | | | | |
|---|--|---|--|
| <ul style="list-style-type: none"> 1-gang 1-way Lighting Switch 單位燈掣 2-gang 1-way Lighting Switch 雙位燈掣 3-gang 1-way Lighting Switch 三位燈掣 1-gang 2-way Lighting Switch 單位二路燈掣 2-gang 2-way Lighting Switch 雙位二路燈掣 3-gang 2-way Lighting Switch 三位二路燈掣 WP 1-gang 1-way Watertight Lighting Switch 單位防水燈掣 WP 1-gang 2-way Watertight Lighting Switch 單位二路防水燈掣 EF Switch for Exhaust Fan 抽氣扇開關掣 WH Switch for Water Heater 熱水爐開關掣 OV Switch for Oven 焗爐開關掣 Switch for Indoor Air-Conditioner 室內空調機接線位 | <ul style="list-style-type: none"> Isolator for Outdoor Air-Conditioner 室外空調機開關掣 Town Gas Water Heater Remote Controller 煤氣熱水爐溫度控制掣 I3A Single Socket Outlet I3A單位電插座 I3A Twin Socket Outlet I3A雙位電插座 I3A Single Floor Socket Outlet I3A藏地單位電插座 I3A Single Watertight Socket Outlet I3A單位防水電插座 TV/FM Outlet 電視及電台接收插座 Telephone Outlet 電話插座 Floor TV/FM Outlet 藏地電視及電台接收插座 Floor Telephone Outlet 藏地電話插座 Door Bell Push Button 門鈴按鈕 | <ul style="list-style-type: none"> Door Bell 門鈴 Door Phone 對講機 M.C.B. Board 總電掣箱 Lamp Holder 燈位 Downlight 天花燈 Garden Lamp 花園燈 Wall Mounted Lamp for Garden 花園牆身燈 Roof Floor Lamp 天台地燈 Wall Lamp 牆燈 Strip Light 燈帶 Light Trough 燈槽 Town Gas Water Heater 煤氣熱水爐 | <ul style="list-style-type: none"> Town Gas Meter 煤氣錶 Indoor Air-Conditioner 室內空調機 Concealed Type Indoor Air-Conditioner 暗藏式室內空調機 Cassette Type Indoor Air-Conditioner 卡式室內空調機 Washing Machine Connection Point (Water Outlet) 洗衣機接駁點(去水位) Washing Machine Connection Point (Water Inlet) 洗衣機接駁點(來水位) Door Release Sensor 開燈感應器 Power Bar 拖板 |
|---|--|---|--|

Mechanical & Electrical Provisions Plan 機電裝置平面圖

Block F 座 3/F 3樓

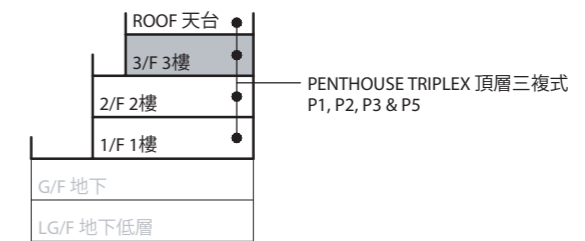


Remark :

In the description of residential property in a residential block, the prefix "P" means Penthouse Triplex unit and the numbering means the numbering of Penthouse Triplex unit of Block A, B, D, E or F (as the case may be). e.g. "P1" refers to Penthouse Triplex 1 of Block A, B, D, E or F (as the case may be).

備註：

住宅大樓中住宅物業的描述中，字首「P」指頂層三複式單位，而編號指A、B、D、E或F座(視情況而定)的頂層三複式單位的編號。例如「P1」指A、B、D、E或F座(視情況而定)的頂層三複式1號單位。



KEY SECTION 索引橫截面圖

Legend 圖例

- | | | | |
|--|--|---|--|
| <ul style="list-style-type: none"> 1-gang 1-way Lighting Switch 單位燈掣 2-gang 1-way Lighting Switch 雙位燈掣 3-gang 1-way Lighting Switch 三位燈掣 1-gang 2-way Lighting Switch 單位二路燈掣 2-gang 2-way Lighting Switch 雙位二路燈掣 3-gang 2-way Lighting Switch 三位二路燈掣 1-gang 1-way Watertight Lighting Switch 單位防水燈掣 1-gang 2-way Watertight Lighting Switch 單位二路防水燈掣 Switch for Exhaust Fan 抽氣扇開關掣 Switch for Water Heater 熱水爐開關掣 Switch for Oven 焗爐開關掣 Switch for Indoor Air-Conditioner 室內空調機接線位 | <ul style="list-style-type: none"> Isolator for Outdoor Air-Conditioner 室外空調機開關掣 Town Gas Water Heater Remote Controller 煤氣熱水爐溫度控制掣 13A Single Socket Outlet 13A單位電插座 13A Twin Socket Outlet 13A雙位電插座 13A Single Floor Socket Outlet 13A藏地單位電插座 13A Single Watertight Socket Outlet 13A單位防水電插座 TV/FM Outlet 電視及電台接收插座 Telephone Outlet 電話插座 Floor TV/FM Outlet 藏地電視及電台接收插座 Floor Telephone Outlet 藏地電話插座 Door Bell Push Button 門鈴按鈕 | <ul style="list-style-type: none"> Door Bell 門鈴 Door Phone 對講機 M.C.B. Board 總電掣箱 Lamp Holder 燈位 Downlight 天花燈 Garden Lamp 花園燈 Wall Mounted Lamp for Garden 花園牆身燈 Roof Floor Lamp 天台地燈 Wall Lamp 牆燈 Strip Light 燈帶 Light Trough 燈槽 Town Gas Water Heater 煤氣熱水爐 | <ul style="list-style-type: none"> Town Gas Meter 煤氣錶 Indoor Air-Conditioner 室內空調機 Concealed Type Indoor Air-Conditioner 暗藏式室內空調機 Cassette Type Indoor Air-Conditioner 卡式室內空調機 Washing Machine Connection Point (Water Outlet) 洗衣機接駁點(去水位) Washing Machine Connection Point (Water Inlet) 洗衣機接駁點(來水位) Door Release Sensor 開燈感應器 Power Bar 拖板 |
|--|--|---|--|

Mechanical & Electrical Provisions Plan 機電裝置平面圖

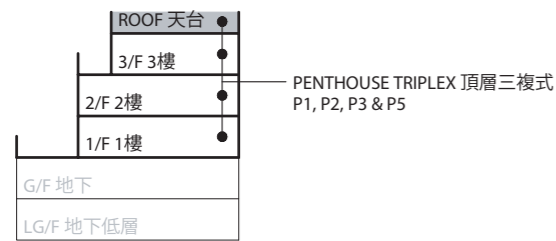
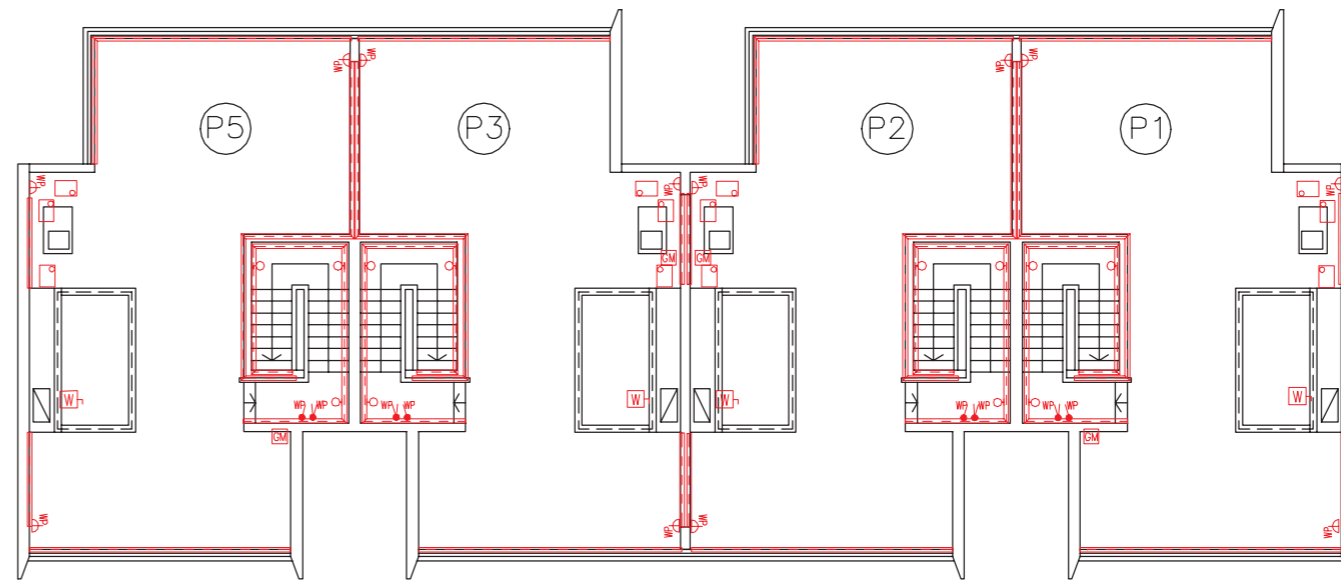
Block F 座 Roof 天台

Remark :

In the description of residential property in a residential block, the prefix "P" means Penthouse Triplex unit and the numbering means the numbering of Penthouse Triplex unit of Block A, B, D, E or F (as the case may be). e.g. "P1" refers to Penthouse Triplex 1 of Block A, B, D, E or F (as the case may be).

備註：

住宅大樓中住宅物業的描述中，字首「P」指頂層三複式單位，而編號指A、B、D、E或F座(視情況而定)的頂層三複式單位的編號。例如「P1」指A、B、D、E或F座(視情況而定)的頂層三複式1號單位。



KEY SECTION 索引橫截面圖

Legend 圖例

- | | | | |
|--|--|---|--|
| <ul style="list-style-type: none"> 1-gang 1-way Lighting Switch 單位燈掣 2-gang 1-way Lighting Switch 雙位燈掣 3-gang 1-way Lighting Switch 三位燈掣 1-gang 2-way Lighting Switch 單位二路燈掣 2-gang 2-way Lighting Switch 雙位二路燈掣 3-gang 2-way Lighting Switch 三位二路燈掣 WP 1-gang 1-way Watertight Lighting Switch 單位防水燈掣 WP/ 1-gang 2-way Watertight Lighting Switch 單位二路防水燈掣 EF Switch for Exhaust Fan 抽氣扇開關掣 WH Switch for Water Heater 熱水爐開關掣 OV Switch for Oven 焗爐開關掣 Switch for Indoor Air-Conditioner 室內空調機接線位 | <ul style="list-style-type: none"> Isolator for Outdoor Air-Conditioner 室外空調機開關掣 Town Gas Water Heater Remote Controller 煤氣熱水爐溫度控制掣 I3A Single Socket Outlet I3A單位電插座 I3A Twin Socket Outlet I3A雙位電插座 I3A Single Floor Socket Outlet I3A藏地單位電插座 I3A Single Watertight Socket Outlet I3A單位防水電插座 TV/FM Outlet 電視及電台接收插座 Telephone Outlet 電話插座 Floor TV/FM Outlet 藏地電視及電台接收插座 Floor Telephone Outlet 藏地電話插座 Door Bell Push Button 門鈴按鈕 | <ul style="list-style-type: none"> Door Bell 門鈴 Door Phone 對講機 M.C.B. Board 總電掣箱 Lamp Holder 燈位 Downlight 天花燈 Garden Lamp 花園燈 Wall Mounted Lamp for Garden 花園牆身燈 Roof Floor Lamp 天台地燈 Wall Lamp 牆燈 Strip Light 燈帶 Light Trough 燈槽 Town Gas Water Heater 煤氣熱水爐 | <ul style="list-style-type: none"> Town Gas Meter 煤氣錶 Indoor Air-Conditioner 室內空調機 Concealed Type Indoor Air-Conditioner 暗藏式室內空調機 Cassette Type Indoor Air-Conditioner 卡式室內空調機 Washing Machine Connection Point (Water Outlet) 洗衣機接駁點(去水位) Washing Machine Connection Point (Water Inlet) 洗衣機接駁點(來水位) Door Release Sensor 開燈感應器 Power Bar 拖板 |
|--|--|---|--|

Fittings, finishes and appliances

裝置、裝修物料及設備

Appliances Schedule 設備說明表

Tower I 座

Location 位置	Appliance 設備	Brand Name 品牌名稱	Model No. 產品型號	G/F 地下				1/F - 6/F 1樓至6樓				7/F 7樓				
				A	B	C	D	A	B	C	D	A	B	C	D	
Living Room, Dining Room, Master Bedroom & All Bedrooms 客廳、飯廳、 主人睡房及所有睡房	Split-type Air-Conditioner (Indoor Unit) 分體空調機(室內機)	Mitsubishi Electric 三菱電機	MSZ-GE25VA-EI	✓	-	-	-	✓	✓	-	-	✓	✓	-	-	
			MSZ-GE35VA-EI	✓	-	-	-	✓	-	-	-	✓	-	-	-	
			MSZ-GE50VA-EI	-	✓	✓	-	-	✓	✓	-	-	-	✓	✓	-
			MSZ-GE71VA-EI	-	✓	-	-	-	✓	-	-	-	-	✓	-	-
	Split-type Air-Conditioner (Outdoor Unit) 分體空調機(室外機)	Mitsubishi Electric 三菱電機	MUZ-GE25VA-EI	✓	-	-	-	✓	✓	-	-	✓	✓	-	-	
			MUZ-GE35VA-EI	✓	-	-	-	✓	-	-	-	✓	-	-	-	
			MUZ-GE50VA-EI	-	✓	✓	-	-	✓	✓	-	-	✓	✓	-	
			MUZ-GE71VA-EI	-	✓	-	-	-	✓	-	-	-	✓	-	-	
	Multi Split Type Air-Conditioner (Indoor Unit) 分體多聯型空調機(室內機)	Mitsubishi Electric 三菱電機	MSZ-GE25VA-EI	✓	✓	✓	-	✓	✓	✓	-	✓	✓	✓	-	
			MSZ-GE60VA-EI	✓	-	-	-	✓	-	-	-	✓	-	-	-	
			MSZ-GE71VA-EI	✓	-	-	-	✓	-	-	-	✓	-	-	-	
	Multi Split Type Air-Conditioner (Outdoor Unit) 分體多聯型空調機(室外機)	Mitsubishi Electric 三菱電機	MXZ-2C52VA-EI	-	-	-	-	-	✓	-	-	-	-	✓	✓	
			MXZ-4C71VA-EI	-	✓	✓	-	-	-	✓	-	-	-	-	-	
			MXZ-8B140YA	✓	-	-	-	✓	-	-	-	✓	-	-	-	
	Variable Refrigerant Volume (Indoor Unit) 變頻多聯型分體式空調機(室內機)	Mitsubishi Electric 三菱電機	PKFY-P25VBM-E	-	-	-	✓	-	-	-	✓	-	-	-	✓	
			PKFY-P50VHM-E	-	-	-	✓	-	-	-	✓	-	-	-	✓	
			PKFY-P63VKM-E	-	-	-	-	-	-	-	✓	-	-	-	✓	
	Variable Refrigerant Volume (Outdoor Unit) 變頻多聯型分體式空調機(室外機)	Mitsubishi Electric 三菱電機	PUHY-P200YHA	-	-	-	-	-	-	-	✓	-	-	-	✓	
			PUMY-PI12YKM	-	-	-	✓	-	-	-	-	-	-	-	-	
	Microwave Oven 微波爐	Siemens 西門子	BE634LGS1B	✓	✓	-	-	✓	✓	-	-	✓	✓	-	-	
BE634RGS1B			-	-	-	-	-	-	-	-	-	-	-	-		
Built-in Refrigerator 嵌入式雪櫃	Gorenje	NRK14181CW	✓	✓	-	-	✓	✓	-	-	✓	✓	-	-		
Master Bathroom 主人浴室	Gas Water Heater 煤氣熱水爐	TGC	TNJW221TFQL	-	-	✓	-	-	-	-	-	-	-	-		
			TNJW161TFL	✓	✓	-	-	✓	✓	-	-	✓	✓	-	-	
Thermo Ventilator 浴室換氣暖風機	Panasonic	FV-40BE2H	✓	✓	✓	✓	✓	✓	✓	✓	✓	✓	✓	✓		
Kitchen 廚房	Gas Cooking Hob 煤氣煮食爐	Siemens 西門子	ER326AB92X & ER326BB90X	✓	✓	✓	✓	✓	✓	✓	✓	✓	✓	✓		
	Microwave Combination Oven 微波組合式焗爐	Siemens 西門子	CM656GBS1B	-	-	✓	✓	-	-	✓	✓	-	-	✓		
	Oven 焗爐	Siemens 西門子	HV541ANSO	✓	✓	-	-	✓	✓	-	-	✓	✓	-		
	Electric Steam Oven 電蒸爐	Siemens 西門子	CD634GBS1	✓	✓	✓	-	✓	✓	✓	✓	✓	✓	✓		
	Cookerhood 抽油煙機	Siemens 西門子	LI46931GB	✓	✓	✓	✓	✓	✓	✓	✓	✓	✓	✓		
	Built-in Refrigerator 嵌入式雪櫃	Gorenje	NRK14181CW	✓	✓	✓	✓	✓	✓	✓	✓	✓	✓	✓		
	Wine Cooler 酒櫃	Vinvautz 法國名望	VZ44BDI-T	✓	✓	✓	-	✓	✓	✓	✓	✓	✓	✓		
	Wine Cooler 酒櫃	Vinvautz 法國名望	VZ18BUP	-	-	-	✓	-	-	-	-	-	-	-		
	2 in 1 Washer & Dryer 二合一洗衣乾衣機	Siemens 西門子	WK14D320GB	✓	✓	✓	✓	✓	✓	✓	✓	✓	✓	✓		
	Gas Water Heater 煤氣熱水爐	TGC	TNJW221TFQL	✓	✓	-	✓	✓	✓	✓	✓	✓	✓	✓		

The vendor undertakes that if lifts or appliances of the specified brand name or model number are not installed in the Development, lifts or appliances of comparable quality will be installed.

賣方承諾如發展項目中沒有安裝指明的品牌名稱或產品型號的升降機或設備，便會安裝品質相若的升降機或設備。

Remarks :

- "✓" means such appliance(s) is / are provided and / or installed in the residential property.
- "-" denotes "Not applicable".
- 4/F is omitted.

備註：

- "✓"表示此設備於該住宅物業內提供/或安裝。
- "-"代表"不適用"。
- 不設4樓。

Fittings, finishes and appliances

裝置、裝修物料及設備

Appliances Schedule 設備說明表

Tower 2 座

Location 位置	Appliance 設備	Brand Name 品牌名稱	Model No. 產品型號	G/F 地下				1/F - 6/F 1樓至6樓					7/F 7樓			
				A	B	C	D	A	B	C	D	E	A	B	C	D
Living Room, Dining Room, Master Bedroom & All Bedrooms 客廳、飯廳、 主人睡房及所有睡房	Split-type Air-Conditioner (Indoor Unit) 分體空調機(室內機)	Mitsubishi Electric 三菱電機	MSZ-GE25VA-EI	✓	✓	-	-	✓	✓	-	-	-	✓	✓	-	-
			MSZ-GE50VA-EI	✓	✓	✓	✓	✓	✓	✓	✓	-	✓	✓	✓	✓
			MSZ-GE60VA-EI	-	-	✓	-	-	-	-	-	-	-	-	✓	✓
			MSZ-GE71VA-EI	✓	✓	-	✓	✓	✓	-	-	-	✓	✓	-	-
	Split-type Air-Conditioner (Outdoor Unit) 分體空調機(室外機)	Mitsubishi Electric 三菱電機	MUZ-GE25VA-EI	✓	✓	-	-	✓	✓	-	-	-	✓	✓	-	-
			MUZ-GE50VA-EI	✓	✓	✓	✓	✓	✓	✓	✓	-	✓	✓	✓	✓
			MUZ-GE60VA-EI	-	-	✓	-	-	-	-	-	-	-	-	✓	✓
			MUZ-GE71VA-EI	✓	✓	-	✓	✓	✓	-	-	-	✓	✓	-	-
	Multi Split Type Air-Conditioner (Indoor Unit) 分體多聯型空調機(室內機)	Mitsubishi Electric 三菱電機	MSZ-GE25VA-EI	✓	✓	✓	✓	✓	✓	✓	✓	-	✓	✓	✓	✓
			MSZ-GE35VA-EI	-	-	-	✓	-	-	-	-	-	-	-	-	-
	Multi Split Type Air-Conditioner (Outdoor Unit) 分體多聯型空調機(室外機)	Mitsubishi Electric 三菱電機	MXZ-2C52VA-EI	✓	✓	-	-	✓	✓	-	-	-	✓	✓	✓	✓
			MXZ-3C68VA-EI	-	-	-	✓	-	-	-	-	-	-	-	-	-
			MXZ-4C71VA-EI	-	-	✓	-	-	-	✓	✓	-	-	-	-	-
	Variable Refrigerant Volume (Indoor Unit) 變頻多聯型分體式空調機(室內機)	Mitsubishi Electric 三菱電機	PKFY-P25VBM-E	-	-	-	-	-	-	-	-	✓	-	-	-	-
PKFY-P63VKM-E			-	-	-	-	-	-	-	-	✓	-	-	-	-	
Variable Refrigerant Volume (Outdoor Unit) 變頻多聯型分體式空調機(室外機)	Mitsubishi Electric 三菱電機	PUHY-P200YHA	-	-	-	-	-	-	-	-	✓	-	-	-	-	
Microwave Oven 微波爐	Siemens 西門子	BE634LGS1B	-	✓	-	✓	-	✓	-	-	-	-	✓	✓	✓	
		BE634RGS1B	✓	-	-	-	✓	-	-	-	-	✓	-	-	-	
Built-in Refrigerator 嵌入式雪櫃	Gorenje	NRK14181CW	✓	✓	-	✓	✓	✓	-	-	-	✓	✓	✓	✓	
Master Bathroom 主人浴室	Gas Water Heater 煤氣熱水爐	TGC	TNJW221TFQL	✓	✓	✓	✓	✓	✓	✓	✓	-	✓	✓	-	-
			TNJW161TFL	✓	✓	-	✓	✓	✓	-	-	-	✓	✓	-	-
Bathroom 2 浴室 2	Gas Water Heater 煤氣熱水爐	TGC	TNJW221TFQL	-	-	-	-	-	-	-	-	-	-	-	✓	✓
			TNJW161TFQL	-	-	-	-	-	-	-	-	-	-	-	✓	✓
Kitchen 廚房	Gas Cooking Hob 煤氣煮食爐	Siemens 西門子	ER326AB92X & ER326BB90X	✓	✓	✓	✓	✓	✓	✓	✓	✓	✓	✓	✓	✓
	Microwave Combination Oven 微波組合式焗爐	Siemens 西門子	CM656GBS1B	-	-	✓	-	-	-	✓	✓	✓	-	-	-	-
	Oven 焗爐	Siemens 西門子	HV541ANSO	✓	✓	-	✓	✓	✓	-	-	-	✓	✓	✓	✓
	Electric Steam Oven 電蒸爐	Siemens 西門子	CD634GBS1	✓	✓	✓	✓	✓	✓	✓	✓	✓	✓	✓	✓	✓
	Cookerhood 抽油煙機	Siemens 西門子	LI46931GB	✓	✓	✓	✓	✓	✓	✓	✓	✓	✓	✓	✓	✓
	Built-in Refrigerator 嵌入式雪櫃	Gorenje	NRK14181CW	✓	✓	✓	✓	✓	✓	✓	✓	✓	✓	✓	✓	✓
	Wine Cooler 酒櫃	Vinvautz 法國名望	VZ44BDI-T	✓	✓	✓	✓	✓	✓	✓	✓	✓	✓	✓	✓	✓
	2 in 1 Washer & Dryer 二合一洗衣乾衣機	Siemens 西門子	WK14D320GB	✓	✓	✓	✓	✓	✓	✓	✓	✓	✓	✓	✓	✓
	Gas Water Heater 煤氣熱水爐	TGC	TNJW221TFQL	-	-	-	-	-	-	-	-	✓	-	-	-	-

The vendor undertakes that if lifts or appliances of the specified brand name or model number are not installed in the Development, lifts or appliances of comparable quality will be installed.

賣方承諾如發展項目中沒有安裝指明的品牌名稱或產品型號的升降機或設備，便會安裝品質相若的升降機或設備。

Remarks :

- "✓" means such appliance(s) is / are provided and / or installed in the residential property.
- "-" denotes "Not applicable".
- 4/F is omitted.

備註：

- "✓"表示此設備於該住宅物業內提供/或安裝。
- "-"代表"不適用"。
- 不設4樓。

Fittings, finishes and appliances

裝置、裝修物料及設備

Appliances Schedule 設備說明表

Tower 3 座

Location 位置	Appliance 設備	Brand Name 品牌名稱	Model No. 產品型號	G/F 地下				1/F - 6/F 1樓至6樓					7/F 7樓				
				A	B	C	D	A	B	C	D	E	A	B	C	D	
Living Room, Dining Room, Master Bedroom & All Bedrooms 客廳、飯廳、 主人睡房及所有睡房	Split-type Air-Conditioner (Indoor Unit) 分體空調機(室內機)	Mitsubishi Electric 三菱電機	MSZ-GE25VA-EI	✓	-	-	-	✓	-	-	-	-	✓	-	-	-	
			MSZ-GE50VA-EI	✓	-	✓	✓	✓	-	✓	✓	-	✓	-	-	✓	
			MSZ-GE60VA-EI	-	✓	✓	-	-	-	✓	-	-	-	-	-	✓	✓
			MSZ-GE71VA-EI	✓	✓	-	✓	✓	-	-	-	-	✓	-	-	-	-
	Split-type Air-Conditioner (Outdoor Unit) 分體空調機(室外機)	Mitsubishi Electric 三菱電機	MUZ-GE25VA-EI	✓	-	-	-	✓	-	-	-	-	✓	-	-	-	
			MUZ-GE50VA-EI	✓	-	✓	✓	✓	-	✓	✓	-	✓	-	-	✓	
			MUZ-GE60VA-EI	-	✓	✓	-	-	-	✓	-	-	-	-	-	✓	✓
			MUZ-GE71VA-EI	✓	✓	-	✓	✓	-	-	-	-	✓	-	-	-	-
	Multi Split Type Air-Conditioner (Indoor Unit) 分體多聯型空調機(室內機)	Mitsubishi Electric 三菱電機	MSZ-GE25VA-EI	✓	✓	✓	✓	✓	-	✓	✓	-	✓	-	✓	✓	
			MSZ-GE35VA-EI	-	-	-	✓	-	-	-	-	-	-	-	-	-	-
	Multi Split Type Air-Conditioner (Outdoor Unit) 分體多聯型空調機(室外機)	Mitsubishi Electric 三菱電機	MXZ-2C52VA-EI	✓	-	-	-	✓	-	-	-	-	✓	-	✓	✓	
			MXZ-3C68VA-EI	-	-	-	✓	-	-	-	-	-	-	-	-	-	
			MXZ-4C71VA-EI	-	-	✓	-	-	-	✓	✓	-	-	-	-	-	-
			MXZ-5C100VA-EI	-	✓	-	-	-	-	-	-	-	-	-	-	-	-
	Variable Refrigerant Volume (Indoor Unit) 變頻多聯型分體式空調機(室內機)	Mitsubishi Electric 三菱電機	PKFY-P25VBM-E	-	-	-	-	-	✓	-	-	✓	-	✓	-	-	
			PKFY-P63VKM-E	-	-	-	-	-	✓	-	-	✓	-	✓	-	-	
Variable Refrigerant Volume (Outdoor Unit) 變頻多聯型分體式空調機(室外機)	Mitsubishi Electric 三菱電機	PUHY-P200YHA	-	-	-	-	-	-	-	-	✓	-	-	-	-		
		PUHY-P300YHA	-	-	-	-	-	✓	-	-	-	-	✓	-	-		
Microwave Oven 微波爐	Siemens 西門子	BE634LGS1B	-	-	-	✓	-	-	-	-	-	-	✓	✓	✓		
		BE634RGS1B	✓	✓	-	-	✓	✓	-	-	-	✓	-	-	-		
Built-in Refrigerator 嵌入式雪櫃	Gorenje	NRK14181CW	✓	✓	-	✓	✓	✓	-	-	-	✓	✓	✓	✓		
Master Bathroom 主人浴室	Gas Water Heater 煤氣熱水爐	TGC	TNJW221TFQL	✓	-	-	✓	✓	-	-	✓	-	✓	-	-		
			TNJW161TFL	✓	✓	-	✓	✓	✓	-	-	✓	✓	-	-		
	Thermo Ventilator 浴室換氣暖風機	Panasonic	FV-40BE2H	✓	✓	✓	✓	✓	✓	✓	✓	✓	✓	✓	✓		
Bathroom 3 浴室 3	Gas Water Heater 煤氣熱水爐	TGC	TNJW221TFQL	-	-	-	-	-	-	-	-	-	-	-	✓		
			TNJW161TFQL	-	-	-	-	-	-	-	-	-	-	-	-	✓	
Kitchen 廚房	Gas Cooking Hob 煤氣煮食爐	Siemens 西門子	ER326AB92X & ER326BB90X	✓	✓	✓	✓	✓	✓	✓	✓	✓	✓	✓	✓		
	Microwave Combination Oven 微波組合式焗爐	Siemens 西門子	CM656GBS1B	-	-	✓	-	-	-	✓	✓	✓	-	-	-		
	Oven 焗爐	Siemens 西門子	HV541ANSO	✓	✓	-	✓	✓	✓	-	-	-	✓	✓	✓		
	Electric Steam Oven 電蒸爐	Siemens 西門子	CD634GBS1	✓	✓	✓	✓	✓	✓	✓	✓	✓	✓	✓	✓		
	Cookerhood 抽油煙機	Siemens 西門子	LI46931GB	✓	✓	✓	✓	✓	✓	✓	✓	✓	✓	✓	✓		
	Built-in Refrigerator 嵌入式雪櫃	Gorenje	NRK14181CW	✓	✓	✓	✓	✓	✓	✓	✓	✓	✓	✓	✓		
	Wine Cooler 酒櫃	Vinvautz 法國名望	VZ44BDI-T	✓	✓	✓	✓	✓	✓	✓	✓	✓	✓	✓	✓		
	2 in 1 Washer & Dryer 二合一洗衣乾衣機	Siemens 西門子	WK14D320GB	✓	✓	✓	✓	✓	✓	✓	✓	✓	✓	✓	✓		
	Gas Water Heater 煤氣熱水爐	TGC	TNJW221TFQL	-	✓	✓	-	-	✓	✓	-	✓	-	✓	✓	-	
TNJW161TFQL			-	-	-	-	-	-	-	-	-	-	-	✓	-		

The vendor undertakes that if lifts or appliances of the specified brand name or model number are not installed in the Development, lifts or appliances of comparable quality will be installed.

賣方承諾如發展項目中沒有安裝指明的品牌名稱或產品型號的升降機或設備，便會安裝品質相若的升降機或設備。

Remarks :

- "✓" means such appliance(s) is / are provided and / or installed in the residential property.
- "-" denotes "Not applicable".
- 4/F is omitted.

備註：

- "✓"表示此設備於該住宅物業內提供/或安裝。
- "-"代表"不適用"。
- 不設4樓。

Fittings, finishes and appliances

裝置、裝修物料及設備

Appliances Schedule 設備說明表

Tower 5 座

Location 位置	Appliance 設備	Brand Name 品牌名稱	Model No. 產品型號	G/F 地下				1/F - 6/F 1樓至6樓					7/F 7樓				
				A	B	C	D	A	B	C	D	E	A	B	C	D	
Living Room, Dining Room, Master Bedroom & All Bedrooms 客廳、飯廳、 主人睡房及所有睡房	Split-type Air-Conditioner (Indoor Unit) 分體空調機(室內機)	Mitsubishi Electric 三菱電機	MSZ-GE25VA-EI	-	✓	-	-	-	✓	-	-	-	-	✓	-	-	
			MSZ-GE50VA-EI	-	✓	✓	✓	-	✓	✓	✓	-	-	✓	✓	-	
			MSZ-GE60VA-EI	✓	-	-	✓	-	-	-	✓	-	-	-	✓	✓	
			MSZ-GE71VA-EI	✓	✓	✓	-	-	✓	-	-	-	-	-	✓	-	-
	Split-type Air-Conditioner (Outdoor Unit) 分體空調機(室外機)	Mitsubishi Electric 三菱電機	MUZ-GE25VA-EI	-	✓	-	-	-	✓	-	-	-	-	✓	-	-	
			MUZ-GE50VA-EI	-	✓	✓	✓	-	✓	✓	✓	-	-	✓	✓	-	
			MUZ-GE60VA-EI	✓	-	-	✓	-	-	-	✓	-	-	-	✓	✓	
			MUZ-GE71VA-EI	✓	✓	✓	-	-	✓	-	-	-	-	-	✓	-	-
	Multi Split Type Air-Conditioner (Indoor Unit) 分體多聯型空調機(室內機)	Mitsubishi Electric 三菱電機	MSZ-GE25VA-EI	✓	✓	✓	✓	-	✓	✓	✓	-	-	✓	✓	✓	
			MSZ-GE35VA-EI	-	-	✓	-	-	-	-	-	-	-	-	-	-	-
	Multi Split Type Air-Conditioner (Outdoor Unit) 分體多聯型空調機(室外機)	Mitsubishi Electric 三菱電機	MXZ-2C52VA-EI	-	✓	-	-	-	✓	-	-	-	-	-	✓	✓	✓
			MXZ-3C68VA-EI	-	-	✓	-	-	-	-	-	-	-	-	-	-	-
			MXZ-4C71VA-EI	-	-	-	✓	-	-	✓	✓	-	-	-	-	-	-
			MXZ-5C100VA-EI	✓	-	-	-	-	-	-	-	-	-	-	-	-	-
	Variable Refrigerant Volume (Indoor Unit) 變頻多聯型分體式空調機(室內機)	Mitsubishi Electric 三菱電機	PKFY-P25VBM-E	-	-	-	-	✓	-	-	-	✓	✓	-	-	-	
			PKFY-P63VKM-E	-	-	-	-	✓	-	-	-	✓	✓	-	-	-	
Variable Refrigerant Volume (Outdoor Unit) 變頻多聯型分體式空調機(室外機)	Mitsubishi Electric 三菱電機	PUHY-P200YHA	-	-	-	-	-	-	-	-	✓	-	-	-	-		
		PUHY-P300YHA	-	-	-	-	✓	-	-	-	-	✓	-	-	-		
Microwave Oven 微波爐	Siemens 西門子	BE634LGSIB	✓	✓	✓	-	✓	✓	-	-	-	✓	✓	✓	-		
		BE634RGSIB	-	-	-	-	-	-	-	-	-	-	-	-	✓		
Built-in Refrigerator 嵌入式雪櫃	Gorenje	NRK14181CW	✓	✓	✓	-	✓	✓	-	-	-	✓	✓	✓	✓		
Master Bathroom 主人浴室	Gas Water Heater 煤氣熱水爐	TGC	TNJW221TFQL	-	✓	✓	-	-	✓	✓	-	-	-	✓	-	-	
			TNJW161TFL	✓	✓	✓	-	✓	✓	-	-	-	✓	✓	-	-	
Bathroom 3 浴室 3	Thermo Ventilator 浴室換氣暖風機	Panasonic	FV-40BE2H	✓	✓	✓	✓	✓	✓	✓	✓	✓	✓	✓	✓	✓	
			Gas Water Heater 煤氣熱水爐	TGC	TNJW221TFQL	-	-	-	-	-	-	-	-	-	-	✓	-
Kitchen 廚房	Gas Cooking Hob 煤氣煮食爐	Siemens 西門子	ER326AB92X & ER326BB90X		✓	✓	✓	✓	✓	✓	✓	✓	✓	✓	✓	✓	✓
			Microwave Combination Oven 微波組合式焗爐	Siemens 西門子	CM656GBSIB	-	-	-	✓	-	-	✓	✓	✓	-	-	-
	Oven 焗爐	Siemens 西門子	HV541ANSO	✓	✓	✓	-	✓	✓	-	-	-	✓	✓	✓	✓	
	Electric Steam Oven 電蒸爐	Siemens 西門子	CD634GBSI	✓	✓	✓	✓	✓	✓	✓	✓	✓	✓	✓	✓	✓	
	Cookerhood 抽油煙機	Siemens 西門子	LI46931GB	✓	✓	✓	✓	✓	✓	✓	✓	✓	✓	✓	✓	✓	
	Built-in Refrigerator 嵌入式雪櫃	Gorenje	NRK14181CW	✓	✓	✓	✓	✓	✓	✓	✓	✓	✓	✓	✓	✓	
	Wine Cooler 酒櫃	Vinvautz 法國名望	VZ44BDI-T	✓	✓	✓	✓	✓	✓	✓	✓	✓	✓	✓	✓	✓	
	2 in 1 Washer & Dryer 二合一洗衣乾衣機	Siemens 西門子	WK14D320GB	✓	✓	✓	✓	✓	✓	✓	✓	✓	✓	✓	✓	✓	
	Gas Water Heater 煤氣熱水爐	TGC	TNJW221TFQL	✓	-	-	✓	✓	-	-	✓	✓	✓	✓	-	-	✓
			TNJW161TFL	-	-	-	-	-	-	-	-	-	-	-	-	-	✓

The vendor undertakes that if lifts or appliances of the specified brand name or model number are not installed in the Development, lifts or appliances of comparable quality will be installed.

賣方承諾如發展項目中沒有安裝指明的品牌名稱或產品型號的升降機或設備，便會安裝品質相若的升降機或設備。

Remarks :

- "✓" means such appliance(s) is / are provided and / or installed in the residential property.
- "-" denotes "Not applicable".
- 4/F is omitted.

備註：

- "✓"表示此設備於該住宅物業內提供/或安裝。
- "-"代表"不適用"。
- 不設4樓。

Fittings, finishes and appliances

裝置、裝修物料及設備

Appliances Schedule 設備說明表

Tower 6 - 15 座 (Towers 13 & 14 are omitted, 不設13座及14座)

Location 位置	Appliance 設備	Brand Name 品牌名稱	Model No. 產品型號	G/F 地下				1/F - 6/F 1樓至6樓					7/F 7樓				
				A	B	C	D	A	B	C	D	E	A	B	C	D	
Living Room, Dining Room, Master Bedroom & All Bedrooms 客廳、飯廳、 主人睡房及所有睡房	Split-type Air-Conditioner (Indoor Unit) 分體空調機(室內機)	Mitsubishi Electric 三菱電機	MSZ-GE25VA-EI	✓	✓	-	-	✓	✓	-	-	-	✓	✓	-	-	
			MSZ-GE50VA-EI	✓	✓	✓	✓	✓	✓	✓	✓	✓	-	✓	✓	✓	✓
			MSZ-GE60VA-EI	-	-	✓	-	-	-	-	-	-	-	-	-	✓	✓
			MSZ-GE71VA-EI	✓	✓	-	✓	✓	✓	-	-	-	✓	✓	-	-	-
	Split-type Air-Conditioner (Outdoor Unit) 分體空調機(室外機)	Mitsubishi Electric 三菱電機	MUZ-GE25VA-EI	✓	✓	-	-	✓	✓	-	-	-	✓	✓	-	-	
			MUZ-GE50VA-EI	✓	✓	✓	✓	✓	✓	✓	✓	-	✓	✓	✓	✓	
			MUZ-GE60VA-EI	-	-	✓	-	-	-	-	-	-	-	-	✓	✓	
			MUZ-GE71VA-EI	✓	✓	-	✓	✓	✓	-	-	-	✓	✓	-	-	
	Multi Split Type Air-Conditioner (Indoor Unit) 分體多聯型空調機(室內機)	Mitsubishi Electric 三菱電機	MSZ-GE25VA-EI	✓	✓	✓	✓	✓	✓	✓	✓	✓	-	✓	✓	✓	✓
			MSZ-GE35VA-EI	-	-	-	✓	-	-	-	-	-	-	-	-	-	-
	Multi Split Type Air-Conditioner (Outdoor Unit) 分體多聯型空調機(室外機)	Mitsubishi Electric 三菱電機	MXZ-2C52VA-EI	✓	✓	-	-	✓	✓	-	-	-	-	✓	✓	✓	✓
			MXZ-3C68VA-EI	-	-	-	✓	-	-	-	-	-	-	-	-	-	-
			MXZ-4C71VA-EI	-	-	✓	-	-	-	✓	✓	-	-	-	-	-	-
	Variable Refrigerant Volume (Indoor Unit) 變頻多聯型分體式空調機(室內機)	Mitsubishi Electric 三菱電機	PKFY-P25VBM-E	-	-	-	-	-	-	-	-	-	✓	-	-	-	-
PKFY-P63VKM-E			-	-	-	-	-	-	-	-	-	-	✓	-	-	-	-
Variable Refrigerant Volume (Outdoor Unit) 變頻多聯型分體式空調機(室外機)	Mitsubishi Electric 三菱電機	PUHY-P200YHA	-	-	-	-	-	-	-	-	-	✓	-	-	-	-	
Microwave Oven 微波爐	Siemens 西門子	BE634LGS1B	-	✓	-	✓	-	✓	-	-	-	-	-	✓	✓	✓	
		BE634RGS1B	✓	-	-	-	✓	-	-	-	-	-	✓	-	-	-	
Built-in Refrigerator 嵌入式雪櫃	Gorenje	NRK14181CW	✓	✓	-	✓	✓	✓	✓	-	-	-	✓	✓	✓	✓	
Master Bathroom 主人浴室	Gas Water Heater 煤氣熱水爐	TGC	TNJW221TFQL	✓	✓	✓	✓	✓	✓	✓	✓	✓	✓	✓	-	-	
			TNJW161TFL	✓	✓	-	✓	✓	✓	-	-	-	✓	✓	-	-	
Bathroom 2 浴室 2	Gas Water Heater 煤氣熱水爐	TGC	TNJW221TFQL	-	-	-	-	-	-	-	-	-	-	-	✓	✓	
			TNJW161TFQL	-	-	-	-	-	-	-	-	-	-	-	-	✓	✓
Kitchen 廚房	Gas Cooking Hob 煤氣煮食爐	Siemens 西門子	ER326AB92X & ER326BB90X	✓	✓	✓	✓	✓	✓	✓	✓	✓	✓	✓	✓	✓	
	Microwave Combination Oven 微波組合式焗爐	Siemens 西門子	CM656GBS1B	-	-	✓	-	-	-	✓	✓	✓	-	-	-	-	
	Oven 焗爐	Siemens 西門子	HV541ANSO	✓	✓	-	✓	✓	✓	-	-	-	✓	✓	✓	✓	
	Electric Steam Oven 電蒸爐	Siemens 西門子	CD634GBS1	✓	✓	✓	✓	✓	✓	✓	✓	✓	✓	✓	✓	✓	
	Cookerhood 抽油煙機	Siemens 西門子	LI46931GB	✓	✓	✓	✓	✓	✓	✓	✓	✓	✓	✓	✓	✓	
	Built-in Refrigerator 嵌入式雪櫃	Gorenje	NRK14181CW	✓	✓	✓	✓	✓	✓	✓	✓	✓	✓	✓	✓	✓	
	Wine Cooler 酒櫃	Vinvautz 法國名望	VZ44BDI-T	✓	✓	✓	✓	✓	✓	✓	✓	✓	✓	✓	✓	✓	
	2 in 1 Washer & Dryer 二合一洗衣乾衣機	Siemens 西門子	WK14D320GB	✓	✓	✓	✓	✓	✓	✓	✓	✓	✓	✓	✓	✓	
	Gas Water Heater 煤氣熱水爐	TGC	TNJW221TFQL	-	-	-	-	-	-	-	-	-	✓	-	-	-	

The vendor undertakes that if lifts or appliances of the specified brand name or model number are not installed in the Development, lifts or appliances of comparable quality will be installed.

賣方承諾如發展項目中沒有安裝指明的品牌名稱或產品型號的升降機或設備，便會安裝品質相若的升降機或設備。

Remarks :

- "✓" means such appliance(s) is / are provided and / or installed in the residential property.
- "-" denotes "Not applicable".
- 4/F is omitted.

備註 :

- "✓"表示此設備於該住宅物業內提供/或安裝。
- "-"代表"不適用"。
- 不設4樓。

Fittings, finishes and appliances

裝置、裝修物料及設備

Appliances Schedule 設備說明表

Tower 16 座

Location 位置	Appliance 設備	Brand Name 品牌名稱	Model No. 產品型號	G/F 地下				1/F - 6/F 1樓至6樓					7/F 7樓				
				A	B	C	D	A	B	C	D	E	A	B	C	D	
Living Room, Dining Room, Master Bedroom & All Bedrooms 客廳、飯廳、 主人睡房及所有睡房	Split-type Air-Conditioner (Indoor Unit) 分體空調機(室內機)	Mitsubishi Electric 三菱電機	MSZ-GE25VA-EI	✓	✓	✓	-	✓	✓	-	-	-	✓	✓	-	-	
			MSZ-GE35VA-EI	-	-	-	-	-	-	✓	-	-	-	-	-	-	-
			MSZ-GE50VA-EI	✓	-	-	✓	✓	-	-	✓	-	-	✓	-	-	✓
			MSZ-GE60VA-EI	-	-	✓	-	-	-	✓	-	-	-	-	-	✓	✓
	Split-type Air-Conditioner (Outdoor Unit) 分體空調機(室外機)	Mitsubishi Electric 三菱電機	MUZ-GE25VA-EI	✓	✓	✓	-	✓	✓	-	-	-	✓	✓	-	-	
			MUZ-GE35VA-EI	-	-	-	-	-	-	✓	-	-	-	-	-	-	
			MUZ-GE50VA-EI	✓	-	-	✓	✓	-	-	✓	-	-	✓	-	-	✓
			MUZ-GE60VA-EI	-	-	✓	-	-	-	✓	-	-	-	-	-	✓	✓
	Multi Split Type Air-Conditioner (Indoor Unit) 分體多聯型空調機(室內機)	Mitsubishi Electric 三菱電機	MSZ-GE25VA-EI	✓	✓	-	✓	✓	✓	✓	✓	-	✓	✓	✓	✓	
			MSZ-GE35VA-EI	-	-	✓	✓	-	-	-	-	-	-	-	-	-	
			MSZ-GE50VA-EI	-	✓	-	-	-	✓	-	-	-	-	✓	✓	-	
	Multi Split Type Air-Conditioner (Outdoor Unit) 分體多聯型空調機(室外機)	Mitsubishi Electric 三菱電機	MXZ-2C52VA-EI	✓	✓	-	-	✓	✓	✓	-	-	✓	✓	-	✓	
			MXZ-3C68VA-EI	-	-	-	✓	-	-	-	-	-	-	-	-	-	
			MXZ-4C71VA-EI	-	✓	✓	-	-	✓	-	-	✓	-	-	✓	✓	
	Variable Refrigerant Volume (Indoor Unit) 變頻多聯型分體式空調機(室內機)	Mitsubishi Electric 三菱電機	PKFY-P25VBM-E	-	-	-	-	-	-	-	-	-	✓	-	-	-	
			PKFY-P63VKM-E	-	-	-	-	-	-	-	-	-	✓	-	-	-	
	Variable Refrigerant Volume (Outdoor Unit) 變頻多聯型分體式空調機(室外機)	Mitsubishi Electric 三菱電機	PUHY-P200YHA	-	-	-	-	-	-	-	-	-	✓	-	-	-	
	Microwave Oven 微波爐	Siemens 西門子	BE634LGSIB	-	✓	✓	✓	-	✓	-	-	-	-	-	✓	✓	✓
BE634RGSIB			✓	-	-	-	✓	-	-	-	-	-	✓	-	-	-	
Built-in Refrigerator 嵌入式雪櫃	Gorenje	NRK14181CW	✓	✓	✓	✓	✓	✓	-	-	-	✓	✓	✓	✓		
Master Bathroom 主人浴室	Gas Water Heater 煤氣熱水爐	TGC	TNJW221TFQL	✓	-	-	✓	✓	-	-	✓	-	✓	-	-		
			TNJW161TFL	✓	-	-	✓	✓	-	-	-	✓	-	-	-		
Bedroom 2 浴室 2	Thermo Ventilator 浴室換氣暖風機	Panasonic	FV-40BE2H	✓	✓	✓	✓	✓	✓	✓	✓	✓	✓	✓	✓		
			Gas Water Heater 煤氣熱水爐	TGC	TNJW221TFQL	-	-	-	-	-	-	-	-	-	-	-	✓
Bedroom 3 浴室 3	Gas Water Heater 煤氣熱水爐	TGC	TNJW221TFQL		-	-	-	-	-	-	-	-	-	-	✓	-	
			Kitchen 廚房	Gas Cooking Hob 煤氣煮食爐	Siemens 西門子	ER326AB92X & ER326BB90X	✓	✓	✓	✓	✓	✓	✓	✓	✓	✓	✓
Microwave Combination Oven 微波組合式焗爐	Siemens 西門子	CM656GBSIB		-	-	-	-	-	-	✓	✓	✓	-	-	-		
Oven 焗爐	Siemens 西門子	HV541ANSO		✓	✓	✓	✓	✓	✓	-	-	-	✓	✓	✓		
Electric Steam Oven 電蒸爐	Siemens 西門子	CD634GBS1		✓	✓	✓	✓	✓	✓	✓	✓	✓	✓	✓	✓		
Cookerhood 抽油煙機	Siemens 西門子	L146931GB		✓	✓	✓	✓	✓	✓	✓	✓	✓	✓	✓	✓		
Built-in Refrigerator 嵌入式雪櫃	Gorenje	NRK14181CW		✓	✓	✓	✓	✓	✓	✓	✓	✓	✓	✓	✓		
Wine Cooler 酒櫃	Vinvautz 法國名望	VZ44BDI-T		✓	✓	✓	✓	✓	✓	✓	✓	✓	✓	✓	✓		
2 in 1 Washer & Dryer 二合一洗衣乾衣機	Siemens 西門子	WK14D320GB		✓	✓	✓	✓	✓	✓	✓	✓	✓	✓	✓	✓		
Gas Water Heater 煤氣熱水爐	TGC	TNJW221TFQL		-	✓	✓	-	-	✓	✓	-	✓	-	✓	-		
		TNJW161TFQL	-	✓	✓	-	-	✓	✓	-	-	✓	✓	-			

The vendor undertakes that if lifts or appliances of the specified brand name or model number are not installed in the Development, lifts or appliances of comparable quality will be installed.

賣方承諾如發展項目中沒有安裝指明的品牌名稱或產品型號的升降機或設備，便會安裝品質相若的升降機或設備。

Remarks :

- " ✓ " means such appliance(s) is / are provided and / or installed in the residential property.
- " - " denotes "Not applicable".
- 4/F is omitted.

備註 :

- " ✓ "表示此設備於該住宅物業內提供/或安裝。
- " - "代表"不適用"。
- 不設4樓。

Fittings, finishes and appliances

裝置、裝修物料及設備

Appliances Schedule 設備說明表

Tower 17 座

Location 位置	Appliance 設備	Brand Name 品牌名稱	Model No. 產品型號	G/F 地下				1/F - 6/F 1樓至6樓			
				A	B	C	D	A	B	C	D
Living Room, Dining Room, Master Bedroom & All Bedrooms 客廳、飯廳、 主人睡房及所有睡房	Split-type Air-Conditioner (Indoor Unit) 分體空調機(室內機)	Mitsubishi Electric 三菱電機	MSZ-GE35VA-EI	-	✓	✓	✓	-	✓	✓	✓
			MSZ-GE50VA-EI	✓	-	-	-	✓	-	-	-
			MSZ-GE60VA-EI	✓	✓	-	-	✓	✓	-	-
	Split-type Air-Conditioner (Outdoor Unit) 分體空調機(室外機)	Mitsubishi Electric 三菱電機	MUZ-GE35VA-EI	-	✓	✓	✓	-	✓	✓	✓
			MUZ-GE50VA-EI	✓	-	-	-	✓	-	-	-
			MUZ-GE60VA-EI	✓	✓	-	-	✓	✓	-	-
	Multi Split Type Air-Conditioner (Indoor Unit) 分體多聯型空調機(室內機)	Mitsubishi Electric 三菱電機	MSZ-GE25VA-EI	✓	✓	✓	✓	✓	✓	✓	✓
			MSZ-GE35VA-EI	✓	-	-	-	✓	-	✓	✓
			MSZ-GE50VA-EI	-	-	✓	✓	-	-	-	-
	Multi Split Type Air-Conditioner (Outdoor Unit) 分體多聯型空調機(室外機)	Mitsubishi Electric 三菱電機	MXZ-2C52VA-EI	-	✓	-	-	-	✓	✓	✓
			MXZ-3C68VA-EI	✓	-	-	-	✓	-	-	-
			MXZ-4C71VA-EI	-	-	✓	✓	-	-	✓	✓
Master Bathroom 主人浴室	Gas Water Heater 煤氣熱水爐	TGC	TNJW221TFQL	-	-	-	-	-	-	-	
			TNJW161TFL	-	-	-	-	-	-	-	
	Thermo Ventilator 浴室換氣暖風機	Panasonic	FV-40BE2H	✓	✓	✓	✓	✓	✓	✓	
Kitchen 廚房	Gas Cooking Hob 煤氣煮食爐	Siemens 西門子	ER326AB92X & ER326BB90X	✓	✓	✓	✓	✓	✓	✓	
	Microwave Combination Oven 微波組合式焗爐	Siemens 西門子	CM656GBS1B	✓	✓	✓	✓	✓	✓	✓	
	Oven 焗爐	Siemens 西門子	HV541ANSO	-	-	-	-	-	-	-	
	Microwave Oven 微波爐	Siemens 西門子	BE634LGS1B	-	-	-	-	-	-	-	
			BE634RGS1B	-	-	-	-	-	-	-	
	Electric Steam Oven 電蒸爐	Siemens 西門子	CD634GBS1	✓	✓	✓	✓	✓	✓	✓	
	Cookerhood 抽油煙機	Siemens 西門子	LI46931GB	✓	✓	✓	✓	✓	✓	✓	
	Built-in Refrigerator 嵌入式雪櫃	Gorenje	NRK14181CW	✓	✓	✓	✓	✓	✓	✓	
	Wine Cooler 酒櫃	Vinvautz 法國名望	VZ44BDI-T	✓	✓	✓	✓	✓	✓	✓	
	2 in 1 Washer & Dryer 二合一洗衣乾衣機	Siemens 西門子	WK14D320GB	✓	✓	✓	✓	✓	✓	✓	
Gas Water Heater 煤氣熱水爐	TGC	TNJW221TFQL	✓	✓	✓	✓	✓	✓	✓		

The vendor undertakes that if lifts or appliances of the specified brand name or model number are not installed in the Development, lifts or appliances of comparable quality will be installed.

賣方承諾如發展項目中沒有安裝指明的品牌名稱或產品型號的升降機或設備，便會安裝品質相若的升降機或設備。

Remarks :

1. "✓" means such appliance(s) is / are provided and / or installed in the residential property.
2. "-" denotes "Not applicable".
3. 4/F is omitted.

備註：

1. "✓"表示此設備於該住宅物業內提供/或安裝。
2. "-"代表"不適用"。
3. 不設4樓。

Fittings, finishes and appliances

裝置、裝修物料及設備

Appliances Schedule 設備說明表

Tower 18 - 21 座

Location 位置	Appliance 設備	Brand Name 品牌名稱	Model No. 產品型號	G/F 地下				1/F - 6/F 1樓至6樓			
				A	B	C	D	A	B	C	D
Living Room, Dining Room, Master Bedroom & All Bedrooms 客廳、飯廳、 主人睡房及所有睡房	Split-type Air-Conditioner (Indoor Unit) 分體空調機(室內機)	Mitsubishi Electric 三菱電機	MSZ-GE35VA-EI	-	-	✓	✓	-	-	✓	✓
			MSZ-GE50VA-EI	✓	✓	-	-	✓	✓	-	-
			MSZ-GE60VA-EI	✓	✓	-	-	✓	✓	-	-
	Split-type Air-Conditioner (Outdoor Unit) 分體空調機(室外機)	Mitsubishi Electric 三菱電機	MUZ-GE35VA-EI	-	-	✓	✓	-	-	✓	✓
			MUZ-GE50VA-EI	✓	✓	-	-	✓	✓	-	-
			MUZ-GE60VA-EI	✓	✓	-	-	✓	✓	-	-
	Multi Split Type Air-Conditioner (Indoor Unit) 分體多聯型空調機(室內機)	Mitsubishi Electric 三菱電機	MSZ-GE25VA-EI	✓	✓	✓	✓	✓	✓	✓	✓
			MSZ-GE35VA-EI	-	-	-	-	-	-	✓	✓
			MSZ-GE50VA-EI	-	-	✓	✓	-	-	-	-
	Multi Split Type Air-Conditioner (Outdoor Unit) 分體多聯型空調機(室外機)	Mitsubishi Electric 三菱電機	MXZ-2C52VA-EI	✓	✓	-	-	✓	✓	✓	✓
MXZ-4C71VA-EI			-	-	✓	✓	-	-	✓	✓	
Master Bathroom 主人浴室	Gas Water Heater 煤氣熱水爐	TGC	TNJW221TFQL	-	-	-	-	-	-	-	-
			TNJW161TFL	-	-	-	-	-	-	-	-
	Thermo Ventilator 浴室換氣暖風機	Panasonic	FV-40BE2H	✓	✓	✓	✓	✓	✓	✓	✓
Kitchen 廚房	Gas Cooking Hob 煤氣煮食爐	Siemens 西門子	ER326AB92X & ER326BB90X	✓	✓	✓	✓	✓	✓	✓	✓
	Microwave Combination Oven 微波組合式焗爐 Oven 焗爐	Siemens 西門子	CM656GBS1B	✓	✓	✓	✓	✓	✓	✓	✓
		Siemens 西門子	HV541ANSO	-	-	-	-	-	-	-	-
	Microwave Oven 微波爐	Siemens 西門子	BE634LGS1B	-	-	-	-	-	-	-	-
			BE634RGS1B	-	-	-	-	-	-	-	-
	Electric Steam Oven 電蒸爐	Siemens 西門子	CD634GBS1	✓	✓	✓	✓	✓	✓	✓	✓
	Cookerhood 抽油煙機	Siemens 西門子	LI46931GB	✓	✓	✓	✓	✓	✓	✓	✓
	Built-in Refrigerator 嵌入式雪櫃	Gorenje	NRK14181CW	✓	✓	✓	✓	✓	✓	✓	✓
	Wine Cooler 酒櫃	Vinvautz 法國名望	VZ44BDI-T	✓	✓	✓	✓	✓	✓	✓	✓
	2 in 1 Washer & Dryer 二合一洗衣乾衣機	Siemens 西門子	WK14D320GB	✓	✓	✓	✓	✓	✓	✓	✓
Gas Water Heater 煤氣熱水爐	TGC	TNJW221TFQL	✓	✓	✓	✓	✓	✓	✓	✓	

The vendor undertakes that if lifts or appliances of the specified brand name or model number are not installed in the Development, lifts or appliances of comparable quality will be installed.

賣方承諾如發展項目中沒有安裝指明的品牌名稱或產品型號的升降機或設備，便會安裝品質相若的升降機或設備。

Remarks :

1. "✓" means such appliance(s) is / are provided and / or installed in the residential property.
2. "-" denotes "Not applicable".
3. 4/F is omitted.

備註：

1. "✓"表示此設備於該住宅物業內提供/或安裝。
2. "-"代表"不適用"。
3. 不設4樓。

Fittings, finishes and appliances

裝置、裝修物料及設備

Appliances Schedule 設備說明表

Tower 22 座

Location 位置	Appliance 設備	Brand Name 品牌名稱	Model No. 產品型號	G/F 地下				1/F - 3/F 1樓至3樓				
				A	B	C	D	A	B	C	D	E
Living Room, Dining Room, Master Bedroom & All Bedrooms 客廳、飯廳、 主人睡房及所有睡房	Split-type Air-Conditioner (Indoor Unit) 分體空調機(室內機)	Mitsubishi Electric 三菱電機	MSZ-GE25VA-EI	-	✓	-	✓	-	-	-	-	✓
			MSZ-GE35VA-EI	✓	-	✓	✓	✓	✓	✓	✓	✓
			MSZ-GE50VA-EI	✓	✓	✓	-	✓	✓	✓	✓	-
			MSZ-GE60VA-EI	-	✓	-	-	-	-	-	-	-
	Split-type Air-Conditioner (Outdoor Unit) 分體空調機(室外機)	Mitsubishi Electric 三菱電機	MUZ-GE25VA-EI	-	✓	-	✓	-	-	-	-	✓
			MUZ-GE35VA-EI	✓	-	✓	✓	✓	✓	✓	✓	✓
			MUZ-GE50VA-EI	✓	✓	✓	-	✓	✓	✓	✓	-
			MUZ-GE60VA-EI	-	✓	-	-	-	-	-	-	-
	Multi Split Type Air-Conditioner (Indoor Unit) 分體多聯型空調機(室內機)	Mitsubishi Electric 三菱電機	MSZ-GE25VA-EI	✓	-	-	-	✓	-	-	-	-
			MSZ-GE35VA-EI	-	-	-	✓	-	-	-	-	✓
Split-type Air-Conditioner (Outdoor Unit) 分體空調機(室外機)	Mitsubishi Electric 三菱電機	MXZ-2C52VA-EI	✓	-	-	-	✓	-	-	-	-	
		MXZ-4C71VA-EI	-	-	-	✓	-	-	-	-	✓	
Master Bathroom 主人浴室	Gas Water Heater 煤氣熱水爐	TGC	TNJW221TFQL	-	-	-	-	-	-	-	-	-
			TNJW161TFL	-	-	-	-	-	-	-	-	-
	Thermo Ventilator 浴室換氣暖風機	Panasonic	FV-40BE2H	✓	✓	✓	✓	✓	✓	✓	✓	✓
Kitchen 廚房	Gas Cooking Hob 煤氣煮食爐	Siemens 西門子	ER326AB92X & ER326BB90X	✓	✓	✓	✓	✓	✓	✓	✓	✓
	Microwave Combination Oven 微波組合式焗爐	Siemens 西門子	CM656GBS1B	✓	✓	✓	✓	✓	✓	✓	✓	✓
	Electric Steam Oven 電蒸爐	Siemens 西門子	CD634GBS1	✓	-	-	-	✓	-	-	-	-
	Cookerhood 抽油煙機	Siemens 西門子	LI46931GB	✓	✓	✓	✓	✓	✓	✓	✓	✓
	Built-in Refrigerator 嵌入式雪櫃	Gorenje	NRKI4181CW	✓	✓	✓	✓	✓	✓	✓	✓	✓
	Wine Cooler 酒櫃	Vinvautz 法國名望	VZ44BDI-T	✓	-	-	-	✓	-	-	-	-
			VZ18BUP	-	✓	✓	✓	-	✓	✓	✓	✓
	2 in 1 Washer & Dryer 二合一洗衣乾衣機	Siemens 西門子	WK14D320GB	✓	✓	✓	✓	✓	✓	✓	✓	✓
Gas Water Heater 煤氣熱水爐	TGC	TNJW221TFQL	✓	✓	-	✓	✓	-	-	-	✓	
		TNJW161TFQL	-	-	✓	-	-	✓	✓	✓	-	

The vendor undertakes that if lifts or appliances of the specified brand name or model number are not installed in the Development, lifts or appliances of comparable quality will be installed.

賣方承諾如發展項目中沒有安裝指明的品牌名稱或產品型號的升降機或設備，便會安裝品質相若的升降機或設備。

Remarks :

- "✓" means such appliance(s) is / are provided and / or installed in the residential property.
- "-" denotes "Not applicable".

備註：

- "✓"表示此設備於該住宅物業內提供/或安裝。
- "-"代表"不適用"。

Fittings, finishes and appliances

裝置、裝修物料及設備

Appliances Schedule 設備說明表

Tower 23 座

Location 位置	Appliance 設備	Brand Name 品牌名稱	Model No. 產品型號	G/F 地下					1/F - 3/F 1樓至3樓					
				A	B	C	D	E	A	B	C	D	E	F
Living Room, Dining Room, Master Bedroom & All Bedrooms 客廳、飯廳、 主人睡房及所有睡房	Split-type Air-Conditioner (Indoor Unit) 分體空調機(室內機)	Mitsubishi Electric 三菱電機	MSZ-GE25VA-EI	✓	-	✓	-	✓	✓	-	-	-	-	✓
			MSZ-GE35VA-EI	✓	✓	-	✓	✓	✓	✓	✓	✓	✓	✓
			MSZ-GE50VA-EI	-	✓	✓	✓	-	-	✓	✓	✓	✓	-
			MSZ-GE60VA-EI	-	-	✓	-	-	-	-	-	-	-	-
	Split-type Air-Conditioner (Outdoor Unit) 分體空調機(室外機)	Mitsubishi Electric 三菱電機	MUZ-GE25VA-EI	✓	-	✓	-	✓	✓	-	-	-	-	✓
			MUZ-GE35VA-EI	✓	✓	-	✓	✓	✓	✓	✓	✓	✓	✓
			MUZ-GE50VA-EI	-	✓	✓	✓	-	-	✓	✓	✓	✓	-
			MUZ-GE60VA-EI	-	-	✓	-	-	-	-	-	-	-	-
	Multi Split Type Air-Conditioner (Indoor Unit) 分體多聯型空調機(室內機)	Mitsubishi Electric 三菱電機	MSZ-GE35VA-EI	✓	-	-	-	✓	✓	-	-	-	-	✓
	Multi Split Type Air-Conditioner (Outdoor Unit) 分體多聯型空調機(室外機)	Mitsubishi Electric 三菱電機	MXZ-4C71VA-EI	✓	-	-	-	✓	✓	-	-	-	-	✓
Master Bathroom 主人浴室	Gas Water Heater 煤氣熱水爐	TGC	TNJW221TFQL	-	-	-	-	-	-	-	-	-	-	-
			TNJW161TFL	-	-	-	-	-	-	-	-	-	-	-
	Thermo Ventilator 浴室換氣暖風機	Panasonic	FV-40BE2H	✓	✓	✓	✓	✓	✓	✓	✓	✓	✓	✓
Kitchen 廚房	Gas Cooking Hob 煤氣煮食爐	Siemens 西門子	ER326AB92X & ER326BB90X	✓	✓	✓	✓	✓	✓	✓	✓	✓	✓	✓
	Microwave Combination Oven 微波組合式焗爐	Siemens 西門子	CM656GBS1B	✓	✓	✓	✓	✓	✓	✓	✓	✓	✓	✓
	Electric Steam Oven 電蒸爐	Siemens 西門子	CD634GBS1	-	-	-	-	-	-	-	-	-	-	-
	Cookerhood 抽油煙機	Siemens 西門子	LI46931GB	✓	✓	✓	✓	✓	✓	✓	✓	✓	✓	✓
	Built-in Refrigerator 嵌入式雪櫃	Gorenje	NRK14181CW	✓	✓	✓	✓	✓	✓	✓	✓	✓	✓	✓
	Wine Cooler 酒櫃	Vinvautz 法國名望	VZ18BUP	✓	✓	✓	✓	✓	✓	✓	✓	✓	✓	✓
	2 in 1 Washer & Dryer 二合一洗衣乾衣機	Siemens 西門子	WK14D320GB	✓	✓	✓	✓	✓	✓	✓	✓	✓	✓	✓
	Gas Water Heater 煤氣熱水爐	TGC	TNJW221TFQL	✓	-	✓	-	✓	✓	-	-	-	-	✓
TNJW161TFQL			-	✓	-	✓	-	-	✓	✓	✓	✓	-	

The vendor undertakes that if lifts or appliances of the specified brand name or model number are not installed in the Development, lifts or appliances of comparable quality will be installed.

賣方承諾如發展項目中沒有安裝指明的品牌名稱或產品型號的升降機或設備，便會安裝品質相若的升降機或設備。

Remarks :

- "✓" means such appliance(s) is / are provided and / or installed in the residential property.
- "-" denotes "Not applicable".

備註：

- "✓"表示此設備於該住宅物業內提供/或安裝。
- "-"代表"不適用"。

Fittings, finishes and appliances

裝置、裝修物料及設備

Appliances Schedule 設備說明表

Tower 25 座

Location 位置	Appliance 設備	Brand Name 品牌名稱	Model No. 產品型號	LG/F & G/F (Duplex Unit) 地下低層和地下(複式單位)				G/F 地下		I/F - 3/F 1樓至3樓			
				A	B	C	D	E	F	A	B	C	D
Living Room, Dining Room, Master Bedroom, All Bedrooms & Store Room 客廳、飯廳、 主人睡房、 所有睡房及儲物房	Split-type Air-Conditioner (Indoor Unit) 分體空調機(室內機)	Mitsubishi Electric 三菱電機	MSZ-GE25VA-EI	-	-	-	-	-	-	✓	✓	-	-
			MSZ-GE35VA-EI	-	-	-	-	✓	✓	-	-	✓	✓
			MSZ-GE50VA-EI	-	-	-	-	✓	✓	✓	✓	✓	✓
	Split-type Air-Conditioner (Outdoor Unit) 分體空調機(室外機)	Mitsubishi Electric 三菱電機	MUZ-GE25VA-EI	-	-	-	-	-	-	✓	✓	-	-
			MUZ-GE35VA-EI	-	-	-	-	✓	✓	-	-	✓	✓
			MUZ-GE50VA-EI	-	-	-	-	✓	✓	✓	✓	✓	✓
	Multi Split Type Air-Conditioner (Indoor Unit) 分體多聯型空調機(室內機)	Mitsubishi Electric 三菱電機	MSZ-GE25VA-EI	-	-	-	-	✓	✓	-	-	✓	✓
			MSZ-GE35VA-EI	-	-	-	-	-	-	✓	✓	-	-
	Multi Split Type Air-Conditioner (Outdoor Unit) 分體多聯型空調機(室外機)	Mitsubishi Electric 三菱電機	MXZ-2C52VA-EI	-	-	-	-	✓	✓	-	-	✓	✓
			MXZ-4C71VA-EI	-	-	-	-	-	-	✓	✓	-	-
	Variable Refrigerant Volume (Indoor Unit) 變頻多聯型分體式空調機(室內機)	Mitsubishi Electric 三菱電機	PKFY-P20VBM-E	✓	✓	✓	✓	-	-	-	-	-	-
			PEFY-P32VMA-E		✓	✓		-	-	-	-	-	-
			PEFY-P50VMA-E	✓			✓	-	-	-	-	-	-
			PEFY-P63VMA-E	✓	✓	✓	✓	-	-	-	-	-	-
			PEFY-P25VMSI-E	✓	✓	✓	✓	-	-	-	-	-	-
			PEFY-P32VMSI-E	✓	✓	✓	✓	-	-	-	-	-	-
			PEFY-P50VMSI-E	✓	✓	✓	✓	-	-	-	-	-	-
	PLFY-P25VCM-E	✓	✓	✓	✓	-	-	-	-	-	-	-	
Variable Refrigerant Volume (Outdoor Unit) 變頻多聯型分體式空調機(室外機)	Mitsubishi Electric 三菱電機	PUMY-P350YHA	✓	✓	✓	✓	-	-	-	-	-	-	
Microwave Oven 微波爐	Siemens 西門子	BE634LGS1B	✓	✓	✓	✓	-	-	-	-	-	-	
		BE634RGS1B	-	-	-	-	-	-	-	-	-	-	
Built-in Refrigerator 嵌入式雪櫃	Gorenje	NRK14181CW	✓	✓	✓	✓	-	-	-	-	-	-	
Master Bathroom 主人浴室	Gas Water Heater 煤氣熱水爐	TGC	TNJW221TFQL	-	-	-	-	✓	✓	-	-	✓	✓
			TNJW161TFL	✓	✓	✓	✓	-	-	-	-	-	-
Thermo Ventilator 浴室換氣暖風機	Panasonic	FV-40BE2H	✓	✓	✓	✓	✓	✓	✓	✓	✓	✓	
Kitchen 廚房	Variable Refrigerant Volume (Indoor Unit) 變頻多聯型分體式空調機(室內機)	Mitsubishi Electric 三菱電機	PLFY-P25VCM-E	✓	✓	✓	✓	-	-	-	-	-	-
	Gas Cooking Hob 煤氣煮食爐	Siemens 西門子	ER326AB92X & ER326BB90X	✓	✓	✓	✓	✓	✓	✓	✓	✓	✓
	Microwave Combination Oven 微波組合式焗爐	Siemens 西門子	CM656GBS1B	-	-	-	-	✓	✓	✓	✓	✓	✓
	Oven 焗爐	Siemens 西門子	HV541ANS0	✓	✓	✓	✓	-	-	-	-	-	-
	Electric Steam Oven 電蒸爐	Siemens 西門子	CD634GBS1	✓	✓	✓	✓	✓	✓	✓	✓	✓	✓
	Cookerhood 抽油煙機	Siemens 西門子	LI46931GB	✓	✓	✓	✓	✓	✓	✓	✓	✓	✓
	Built-in Refrigerator 嵌入式雪櫃	Gorenje	NRK14181CW	✓	✓	✓	✓	✓	✓	✓	✓	✓	✓
	Wine Cooler 酒櫃	Vinvault 法國名望	VZ44BDI-T	✓	✓	✓	✓	✓	✓	✓	✓	✓	✓
2 in 1 Washer & Dryer 二合一洗衣乾衣機	Siemens 西門子	WK14D320GB	✓	✓	✓	✓	✓	✓	✓	✓	✓	✓	
Gas Water Heater 煤氣熱水爐	TGC	TNJW221TFQL	✓	✓	✓	✓	-	-	✓	✓	-	-	

The vendor undertakes that if lifts or appliances of the specified brand name or model number are not installed in the Development, lifts or appliances of comparable quality will be installed.

賣方承諾如發展項目中沒有安裝指明的品牌名稱或產品型號的升降機或設備，便會安裝品質相若的升降機或設備。

Remarks :

- "✓" means such appliance(s) is / are provided and / or installed in the residential property.
- "-" denotes "Not applicable".

備註：

- "✓"表示此設備於該住宅物業內提供/或安裝。
- "-"代表"不適用"。

Fittings, finishes and appliances

裝置、裝修物料及設備

Appliances Schedule 設備說明表

Block A 座

Location 位置	Appliance 設備	Brand Name 品牌名稱	Model No. 產品型號	LG/F & G/F (Garden Duplex) 地下低層和地下(花園複式)				I/F - 3/F (Penthouse Triplex) 1樓至3樓(頂層三複式)			
				G1	G2	G3	G5	P1	P2	P3	P5
Living / Dining Room, Master Bedroom, All Bedrooms & Store Room 客 / 飯廳、主人睡房、 所有睡房及儲物房	Variable Refrigerant Volume (Indoor Unit) 變頻多聯型分體式空調機(室內機)	Mitsubishi Electric 三菱電機	PKFY-P25VBM-E	✓	✓	✓	✓	✓	✓	✓	✓
			PEFY-P32VMA-E	✓	✓	✓	✓	-	-	-	-
			PEFY-P50VMA-E	-	-	-	-	-	✓	-	✓
			PEFY-P63VMA-E	✓	✓	✓	✓	-	✓	-	✓
			PEFY-P71VMA-E	✓	✓	✓	✓	✓	✓	✓	✓
			PEFY-P32VMSI-E	-	-	-	-	✓	-	✓	-
			PEFY-P50VMSI-E	✓	✓	✓	✓	✓	✓	✓	✓
			PEFY-P63VMSI-E	✓	✓	✓	✓	✓	-	✓	-
	PLFY-P25VCM-E	✓	✓	✓	✓	✓	✓	✓	✓	✓	
	Variable Refrigerant Volume (Outdoor Unit) 變頻多聯型分體式空調機(室外機)	Mitsubishi Electric 三菱電機	PUHY-P500YSHA	-	-	-	-	-	✓	-	✓
PUHY-P700YSHA			✓	✓	✓	✓	✓	-	✓	-	
Microwave Oven 微波爐	Siemens 西門子	BE634LGSIB	✓	✓	✓	✓	✓	✓	✓	✓	
		BE634RGSIB	-	-	-	-	-	-	-	-	
Built-in Refrigerator 嵌入式雪櫃	Gorenje	NRKI4181CW	✓	✓	✓	✓	✓	✓	✓	✓	
Master Bathroom 主人浴室	Gas Water Heater 煤氣熱水爐	TGC	TNJWT161TFQL	-	-	-	-	-	✓	-	✓
			TNJWT161TFL	-	-	-	-	-	✓	-	✓
	Thermo Ventilator 浴室換氣暖風機	Panasonic	FV-40BE2H	✓	✓	✓	✓	✓	✓	✓	✓
Kitchen 廚房	Variable Refrigerant Volume (Indoor Unit) 變頻多聯型分體式空調機(室內機)	Mitsubishi Electric 三菱電機	PLFY-P25VCM-E	✓	✓	✓	✓	✓	✓	✓	✓
	Gas Cooking Hob 煤氣煮食爐	Siemens 西門子	ER326AB92X & ER326BB90X	✓	✓	✓	✓	✓	✓	✓	✓
	Oven 焗爐	Siemens 西門子	HV541ANSO	✓	✓	✓	✓	✓	✓	✓	✓
	Electric Steam Oven 電蒸爐	Siemens 西門子	CD634GBSI	✓	✓	✓	✓	✓	✓	✓	✓
	Cookerhood 抽油煙機	Siemens 西門子	LI46931GB	✓	✓	✓	✓	✓	✓	✓	✓
	Built-in Refrigerator 嵌入式雪櫃	Gorenje	NRKI4181CW	✓	✓	✓	✓	✓	✓	✓	✓
	Wine Cooler 酒櫃	Vinvautz 法國名望	VZ44BDI-T	✓	✓	✓	✓	✓	✓	✓	✓
	2 in 1 Washer & Dryer 二合一洗衣乾衣機	Siemens 西門子	WK14D320GB	✓	✓	✓	✓	✓	✓	✓	✓
	Gas Water Heater 煤氣熱水爐	TGC	TNJWT221TFQL	✓	✓	✓	✓	✓	✓	✓	✓
TNJWT161TFQL			✓	✓	✓	✓	-	-	-	-	
Roof 天台	Gas Water Heater 煤氣熱水爐	TGC	TNJWT161TFL	-	-	-	-	✓	-	✓	-

The vendor undertakes that if lifts or appliances of the specified brand name or model number are not installed in the Development, lifts or appliances of comparable quality will be installed.

賣方承諾如發展項目中沒有安裝指明的品牌名稱或產品型號的升降機或設備，便會安裝品質相若的升降機或設備。

Remarks :

- In the description of residential property in a residential block, the prefix "G" means Garden Duplex unit and the numbering means the numbering of Garden Duplex unit of Block A, B, C, D, E or F (as the case may be). e.g. "G1" refers to Garden Duplex 1 of Block A, B, C, D, E or F (as the case may be).
- In the description of residential property in a residential block, the prefix "P" means Penthouse Triplex unit and the numbering means the numbering of Penthouse Triplex unit of Block A, B, D, E or F (as the case may be). e.g. "P1" refers to Penthouse Triplex 1 of Block A, B, D, E or F (as the case may be).
- "✓" means such appliance(s) is / are provided and / or installed in the residential property.
- "-" denotes "Not applicable".

備註：

- 住宅大樓的住宅物業的描述中，字首「G」指花園複式單位，而編號指A、B、C、D、E或F座(視情況而定)的花園複式單位的編號。例如「G1」指A、B、C、D、E或F座(視情況而定)的花園複式1號單位。
- 住宅大樓中住宅物業的描述中，字首「P」指頂層三複式單位，而編號指A、B、D、E或F座(視情況而定)的頂層三複式單位的編號。例如「P1」指A、B、D、E或F座(視情況而定)的頂層三複式1號單位。
- "✓"表示此設備於該住宅物業內提供/或安裝。
- "-"代表"不適用"。

Fittings, finishes and appliances

裝置、裝修物料及設備

Appliances Schedule 設備說明表

Block B 座

Location 位置	Appliance 設備	Brand Name 品牌名稱	Model No. 產品型號	LG/F & G/F (Garden Duplex) 地下低層和地下(花園複式)				I/F - 3/F (Penthouse Triplex) 1樓至3樓(頂層三複式)			
				G1	G2	G3	G5	P1	P2	P3	P5
Living / Dining Room, Master Bedroom, All Bedrooms & Store Room 客 / 飯廳、主人睡房、 所有睡房及儲物房	Variable Refrigerant Volume (Indoor Unit) 變頻多聯型分體式空調機(室內機)	Mitsubishi Electric 三菱電機	PKFY-P25VBM-E	✓	✓	✓	✓	✓	✓	✓	✓
			PEFY-P32VMA-E	✓	✓	✓	✓	-	-	-	-
			PEFY-P50VMA-E	-	-	-	-	-	✓	-	✓
			PEFY-P63VMA-E	✓	✓	✓	✓	-	✓	-	✓
			PEFY-P71VMA-E	✓	✓	✓	✓	✓	✓	✓	✓
			PEFY-P32VMSI-E	-	-	-	-	✓	-	✓	-
			PEFY-P50VMSI-E	✓	✓	✓	✓	✓	✓	✓	✓
			PEFY-P63VMSI-E	✓	✓	✓	✓	✓	-	✓	-
	PLFY-P25VCM-E	✓	✓	✓	✓	✓	✓	✓	✓	✓	
	Variable Refrigerant Volume (Outdoor Unit) 變頻多聯型分體式空調機(室外機)	Mitsubishi Electric 三菱電機	PUHY-P500YSHA	-	-	-	-	-	✓	-	✓
PUHY-P700YSHA			✓	✓	✓	✓	✓	-	✓	-	
Microwave Oven 微波爐	Siemens 西門子	BE634LGSIB	✓	✓	✓	✓	✓	✓	✓	✓	
		BE634RGSIB	-	-	-	-	-	-	-	-	
Built-in Refrigerator 嵌入式雪櫃	Gorenje	NRKI418ICW	✓	✓	✓	✓	✓	✓	✓	✓	
Master Bathroom 主人浴室	Gas Water Heater 煤氣熱水爐	TGC	TNJWT16ITFQL	-	-	-	-	-	✓	-	✓
			TNJWT16ITFL	-	-	-	-	-	✓	-	✓
	Thermo Ventilator 浴室換氣暖風機	Panasonic	FV-40BE2H	✓	✓	✓	✓	✓	✓	✓	✓
Kitchen 廚房	Variable Refrigerant Volume (Indoor Unit) 變頻多聯型分體式空調機(室內機)	Mitsubishi Electric 三菱電機	PLFY-P25VCM-E	✓	✓	✓	✓	✓	✓	✓	✓
	Gas Cooking Hob 煤氣煮食爐	Siemens 西門子	ER326AB92X & ER326BB90X	✓	✓	✓	✓	✓	✓	✓	✓
	Oven 焗爐	Siemens 西門子	HV541ANSO	✓	✓	✓	✓	✓	✓	✓	✓
	Electric Steam Oven 電蒸爐	Siemens 西門子	CD634GBSI	✓	✓	✓	✓	✓	✓	✓	✓
	Cookerhood 抽油煙機	Siemens 西門子	LI4693IGB	✓	✓	✓	✓	✓	✓	✓	✓
	Built-in Refrigerator 嵌入式雪櫃	Gorenje	NRKI418ICW	✓	✓	✓	✓	✓	✓	✓	✓
	Wine Cooler 酒櫃	Vinvautz 法國名望	VZ44BDI-T	✓	✓	✓	✓	✓	✓	✓	✓
	2 in 1 Washer & Dryer 二合一洗衣乾衣機	Siemens 西門子	WK14D320GB	✓	✓	✓	✓	✓	✓	✓	✓
	Gas Water Heater 煤氣熱水爐	TGC	TNJWT22ITFQL	✓	✓	✓	✓	✓	✓	✓	✓
TNJWT16ITFQL			✓	✓	✓	✓	-	-	-	-	
Roof 天台	Gas Water Heater 煤氣熱水爐	TGC	TNJWT16ITFL	-	-	-	-	✓	-	✓	-

The vendor undertakes that if lifts or appliances of the specified brand name or model number are not installed in the Development, lifts or appliances of comparable quality will be installed.

賣方承諾如發展項目中沒有安裝指明的品牌名稱或產品型號的升降機或設備，便會安裝品質相若的升降機或設備。

Remarks :

- In the description of residential property in a residential block, the prefix "G" means Garden Duplex unit and the numbering means the numbering of Garden Duplex unit of Block A, B, C, D, E or F (as the case may be). e.g. "G1" refers to Garden Duplex 1 of Block A, B, C, D, E or F (as the case may be).
- In the description of residential property in a residential block, the prefix "P" means Penthouse Triplex unit and the numbering means the numbering of Penthouse Triplex unit of Block A, B, D, E or F (as the case may be). e.g. "P1" refers to Penthouse Triplex 1 of Block A, B, D, E or F (as the case may be).
- "✓" means such appliance(s) is / are provided and / or installed in the residential property.
- "-" denotes "Not applicable".

備註：

- 住宅大樓的住宅物業的描述中，字首「G」指花園複式單位，而編號指A、B、C、D、E或F座(視情況而定)的花園複式單位的編號。例如「G1」指A、B、C、D、E或F座(視情況而定)的花園複式1號單位。
- 住宅大樓中住宅物業的描述中，字首「P」指頂層三複式單位，而編號指A、B、D、E或F座(視情況而定)的頂層三複式單位的編號。例如「P1」指A、B、D、E或F座(視情況而定)的頂層三複式1號單位。
- "✓"表示此設備於該住宅物業內提供/或安裝。
- "-"代表"不適用"。

Fittings, finishes and appliances

裝置、裝修物料及設備

Appliances Schedule 設備說明表

Block C 座

Location 位置	Appliance 設備	Brand Name 品牌名稱	Model No. 產品型號	LG/F & G/F (Garden Duplex) 地下低層和地下(花園複式)						1/F & 2/F (Penthouse Duplex) 1樓和2樓(頂層複式)						
				G1	G2	G3	G5	G6	G7	P1	P2	P3	P5	P6	P7	
Living / Dining Room, Master Bedroom, All Bedrooms & Store Room 客 / 飯廳、 主人睡房、 所有睡房及儲物房	Variable Refrigerant Volume (Indoor Unit) 變頻多聯型分體式空調機(室內機)	Mitsubishi Electric 三菱電機	PKFY-P25VBM-E	✓	✓	✓	✓	✓	✓	✓	✓	✓	✓	✓	✓	
			PKFY-P32VHM-E	-	-	-	-	-	-	✓	✓	✓	✓	✓	✓	
			PEFY-P32VMA-E	✓	✓	✓	✓	✓	✓	-	-	-	-	-	-	
			PEFY-P50VMA-E	✓	✓	✓	✓	✓	✓	✓	✓	✓	✓	✓	✓	
			PEFY-P71VMA-E	✓	✓	✓	✓	✓	✓	✓	✓	✓	✓	✓	✓	
			PEFY-P32VMSI-E	✓	✓	✓	✓	✓	✓	✓	✓	✓	✓	✓	✓	
			PEFY-P50VMSI-E	✓	✓	✓	✓	✓	✓	-	-	-	-	-	-	
			PEFY-P63VMSI-E	✓	✓	✓	✓	✓	✓	✓	✓	✓	✓	✓	✓	
	Variable Refrigerant Volume (Outdoor Unit) 變頻多聯型分體式空調機(室外機)	Mitsubishi Electric 三菱電機	PLFY-P25VCM-E	✓	✓	✓	✓	✓	✓	✓	✓	✓	✓	✓	✓	
			PUHY-P500YSHA	-	-	-	-	-	-	✓	✓	✓	✓	✓	✓	
Microwave Oven 微波爐	Siemens 西門子	BE634LGSIB	-	✓	-	✓	-	✓	-	✓	-	✓	-	✓		
		BE634RGSIB	✓	-	✓	-	✓	-	✓	-	✓	-	✓	-		
Built-in Refrigerator 嵌入式雪櫃	Gorenje	NRKI4181CW	✓	✓	✓	✓	✓	✓	✓	✓	✓	✓	✓	✓		
Master Bathroom 主人浴室	Gas Water Heater 煤氣熱水爐	TGC	TNJW221TFQL	-	-	-	-	-	-	-	-	-	-	-	-	
			TNJWT161TFL	-	-	-	-	-	-	-	-	-	-	-	-	
Thermo Ventilator 浴室換氣暖風機	Panasonic	FV-40BE2H	✓	✓	✓	✓	✓	✓	✓	✓	✓	✓	✓	✓		
Kitchen 廚房	Variable Refrigerant Volume (Indoor Unit) 變頻多聯型分體式空調機(室內機)	Mitsubishi Electric 三菱電機	PLFY-P25VCM-E	✓	✓	✓	✓	✓	✓	✓	✓	✓	✓	✓	✓	
	Gas Cooking Hob 煤氣煮食爐	Siemens 西門子	ER326AB92X & ER326BB90X	✓	✓	✓	✓	✓	✓	✓	✓	✓	✓	✓	✓	
	Oven 焗爐	Siemens 西門子	HV541ANSO	✓	✓	✓	✓	✓	✓	✓	✓	✓	✓	✓	✓	
	Electric Steam Oven 電蒸爐	Siemens 西門子	CD634GBSI	✓	✓	✓	✓	✓	✓	✓	✓	✓	✓	✓	✓	
	Cookerhood 抽油煙機	Siemens 西門子	LI46931GB	✓	✓	✓	✓	✓	✓	✓	✓	✓	✓	✓	✓	
	Built-in Refrigerator 嵌入式雪櫃	Gorenje	NRKI4181CW	✓	✓	✓	✓	✓	✓	✓	✓	✓	✓	✓	✓	
	Wine Cooler 酒櫃	Vinvautz 法國名望	VZ44BDI-T	✓	✓	✓	✓	✓	✓	✓	✓	✓	✓	✓	✓	
	2 in 1 Washer & Dryer 二合一洗衣乾衣機	Siemens 西門子	WK14D320GB	✓	✓	✓	✓	✓	✓	✓	✓	✓	✓	✓	✓	
	Gas Water Heater 煤氣熱水爐	TGC	TNJW221TFQL	✓	✓	✓	✓	✓	✓	✓	✓	✓	✓	✓	✓	
TNJWT161TFL			-	-	-	-	-	-	✓	✓	✓	✓	✓	✓		

The vendor undertakes that if lifts or appliances of the specified brand name or model number are not installed in the Development, lifts or appliances of comparable quality will be installed.

賣方承諾如發展項目中沒有安裝指明的品牌名稱或產品型號的升降機或設備，便會安裝品質相若的升降機或設備。

Remarks :

- In the description of residential property in a residential block, the prefix "G" means Garden Duplex unit and the numbering means the numbering of Garden Duplex unit of Block A, B, C, D, E or F (as the case may be). e.g. "G1" refers to Garden Duplex 1 of Block A, B, C, D, E or F (as the case may be).
- In the description of residential property in a residential block, the prefix "P" means Penthouse Triplex unit and the numbering means the numbering of Penthouse Triplex unit of Block A, B, D, E or F (as the case may be). e.g. "P1" refers to Penthouse Triplex 1 of Block A, B, D, E or F (as the case may be).
- "✓" means such appliance(s) is / are provided and / or installed in the residential property.
- "-" denotes "Not applicable".

備註：

- 住宅大樓的住宅物業的描述中，字首「G」指花園複式單位，而編號指A、B、C、D、E或F座(視情況而定)的花園複式單位的編號。例如「G1」指A、B、C、D、E或F座(視情況而定)的花園複式1號單位。
- 住宅大樓中住宅物業的描述中，字首「P」指頂層三複式單位，而編號指A、B、D、E或F座(視情況而定)的頂層三複式單位的編號。例如「P1」指A、B、D、E或F座(視情況而定)的頂層三複式1號單位。
- "✓"表示此設備於該住宅物業內提供/或安裝。
- "-"代表"不適用"。

Fittings, finishes and appliances

裝置、裝修物料及設備

Appliances Schedule 設備說明表

Block D 座

Location 位置	Appliance 設備	Brand Name 品牌名稱	Model No. 產品型號	LG/F & G/F (Garden Duplex) 地下低層和地下(花園複式)														
				G1	G2	G3	G5	G6	G7	G8	G9	G10	G11	G12	G15	G16	G17	
Living Room, Dining Room, Master Bedroom & All Bedrooms 客廳、飯廳、 主人睡房及所有睡房	Variable Refrigerant Volume (Indoor Unit) 變頻多聯型分體式空調機(室內機)	Mitsubishi Electric 三菱電機	PKFY-P25VBM-E	✓	✓	✓	✓	✓	✓	✓	✓	✓	✓	✓	✓	✓	✓	
			PEFY-P32VMA-E	-	-	-	-	-	-	-	-	-	-	-	-	-	-	-
			PEFY-P50VMA-E	-	-	-	-	-	-	-	-	-	-	-	-	-	-	-
			PEFY-P71VMA-E	✓	✓	✓	✓	✓	✓	✓	✓	✓	✓	✓	✓	✓	✓	✓
			PEFY-P25VMSI-E	✓	✓	✓	✓	✓	✓	✓	✓	✓	✓	✓	✓	✓	✓	✓
			PEFY-P32VMSI-E	✓	✓	✓	✓	✓	✓	✓	✓	✓	✓	✓	✓	✓	✓	✓
			PEFY-P50VMSI-E	-	-	-	-	-	-	-	-	-	-	-	-	-	-	-
			PEFY-P63VMSI-E	✓	✓	✓	✓	✓	✓	✓	✓	✓	✓	✓	✓	✓	✓	✓
	PLFY-P25VCM-E	✓	✓	✓	✓	✓	✓	✓	✓	✓	✓	✓	✓	✓	✓	✓		
	Variable Refrigerant Volume (Outdoor Unit) 變頻多聯型分體式空調機(室外機)	Mitsubishi Electric 三菱電機	PUHY-P500YSHA	✓	✓	✓	✓	✓	✓	✓	✓	✓	✓	✓	✓	✓	✓	
Microwave Oven 微波爐	Siemens 西門子	BE634LGSIB	✓	-	✓	-	✓	-	✓	-	✓	-	✓	-	✓	-		
		BE634RGSIB	-	✓	-	✓	-	✓	-	✓	-	✓	-	✓	-	✓		
Built-in Refrigerator 嵌入式雪櫃	Gorenje	NRKI4181CW	✓	✓	✓	✓	✓	✓	✓	✓	✓	✓	✓	✓	✓	✓		
Master Bathroom 主人浴室	Gas Water Heater 煤氣熱水爐	TGC	TNJW221TFQL	-	-	-	-	-	-	-	-	-	-	-	-	-		
			TNJWI61TFL	-	-	-	-	-	-	-	-	-	-	-	-	-	-	
Thermo Ventilator 浴室換氣暖風機	Panasonic	FV-40BE2H	✓	✓	✓	✓	✓	✓	✓	✓	✓	✓	✓	✓	✓	✓		
Kitchen 廚房	Variable Refrigerant Volume (Indoor Unit) 變頻多聯型分體式空調機(室內機)	Mitsubishi Electric 三菱電機	PLFY-P25VCM-E	✓	✓	✓	✓	✓	✓	✓	✓	✓	✓	✓	✓	✓		
	Gas Cooking Hob 煤氣煮食爐	Siemens 西門子	ER326AB92X & ER326BB90X	✓	✓	✓	✓	✓	✓	✓	✓	✓	✓	✓	✓	✓		
	Oven 焗爐	Siemens 西門子	HV541ANSO	✓	✓	✓	✓	✓	✓	✓	✓	✓	✓	✓	✓	✓		
	Electric Steam Oven 電蒸爐	Siemens 西門子	CD634GBSI	✓	✓	✓	✓	✓	✓	✓	✓	✓	✓	✓	✓	✓		
	Cookerhood 抽油煙機	Siemens 西門子	LI46931GB	✓	✓	✓	✓	✓	✓	✓	✓	✓	✓	✓	✓	✓		
	Built-in Refrigerator 嵌入式雪櫃	Gorenje	NRKI4181CW	✓	✓	✓	✓	✓	✓	✓	✓	✓	✓	✓	✓	✓		
	Wine Cooler 酒櫃	Vinvautz 法國名望	VZ44BDI-T	✓	✓	✓	✓	✓	✓	✓	✓	✓	✓	✓	✓	✓		
	2 in 1 Washer & Dryer 二合一洗衣乾衣機	Siemens 西門子	WKI4D320GB	✓	✓	✓	✓	✓	✓	✓	✓	✓	✓	✓	✓	✓		
	Gas Water Heater 煤氣熱水爐	TGC	TNJW221TFQL	✓	✓	✓	✓	✓	✓	✓	✓	✓	✓	✓	✓	✓	✓	
TNJWI61TFQL			✓	✓	✓	✓	✓	✓	✓	✓	✓	✓	✓	✓	✓	✓		
Roof 天台	Gas Water Heater 煤氣熱水爐	TGC	TNJW221TFQL	-	-	-	-	-	-	-	-	-	-	-	-	-		
			TNJWI61TFQL	-	-	-	-	-	-	-	-	-	-	-	-	-	-	

The vendor undertakes that if lifts or appliances of the specified brand name or model number are not installed in the Development, lifts or appliances of comparable quality will be installed.

賣方承諾如發展項目中沒有安裝指明的品牌名稱或產品型號的升降機或設備，便會安裝品質相若的升降機或設備。

Remarks:

- In the description of residential property in a residential block, the prefix "G" means Garden Duplex unit and the numbering means the numbering of Garden Duplex unit of Block A, B, C, D, E or F (as the case may be). e.g. "G1" refers to Garden Duplex 1 of Block A, B, C, D, E or F (as the case may be).
- In the description of residential property in a residential block, the prefix "P" means Penthouse Triplex unit and the numbering means the numbering of Penthouse Triplex unit of Block A, B, D, E or F (as the case may be). e.g. "P1" refers to Penthouse Triplex 1 of Block A, B, D, E or F (as the case may be).
- "✓" means such appliance(s) is / are provided and / or installed in the residential property.
- "-" denotes "Not applicable".

備註:

- 住宅大樓的住宅物業的描述中，字首「G」指花園複式單位，而編號指A、B、C、D、E或F座(視情況而定)的花園複式單位的編號。例如「G1」指A、B、C、D、E或F座(視情況而定)的花園複式1號單位。
- 住宅大樓中住宅物業的描述中，字首「P」指頂層三複式單位，而編號指A、B、D、E或F座(視情況而定)的頂層三複式單位的編號。例如「P1」指A、B、D、E或F座(視情況而定)的頂層三複式1號單位。
- "✓"表示此設備於該住宅物業內提供/或安裝。
- "-"代表"不適用"。

Fittings, finishes and appliances

裝置、裝修物料及設備

Appliances Schedule 設備說明表

Block D 座

Location 位置	Appliance 設備	Brand Name 品牌名稱	Model No. 產品型號	I/F - 3/F (Penthouse Triplex) 1樓至3樓(頂層三複式)														
				PI	P2	P3	P5	P6	P7	P8	P9	PI0	PI1	PI2	PI5	PI6	PI7	
Living Room, Dining Room, Master Bedroom & All Bedrooms 客廳、飯廳、 主人睡房及所有睡房	Variable Refrigerant Volume (Indoor Unit) 變頻多聯型分體式空調機(室內機)	Mitsubishi Electric 三菱電機	PKFY-P25VBM-E	✓	✓	✓	✓	✓	✓	✓	✓	✓	✓	✓	✓	✓	✓	
			PEFY-P32VMA-E	✓	✓	✓	✓	✓	✓	✓	✓	✓	✓	✓	✓	✓	✓	✓
			PEFY-P50VMA-E	✓	✓	✓	✓	✓	✓	✓	✓	✓	✓	✓	✓	✓	✓	✓
			PEFY-P71VMA-E	✓	✓	✓	✓	✓	✓	✓	✓	✓	✓	✓	✓	✓	✓	✓
			PEFY-P25VMSI-E	✓	✓	✓	✓	✓	✓	✓	✓	✓	✓	✓	✓	✓	✓	✓
			PEFY-P32VMSI-E	✓	✓	✓	✓	✓	✓	✓	✓	✓	✓	✓	✓	✓	✓	✓
			PEFY-P50VMSI-E	✓	✓	✓	✓	✓	✓	✓	✓	✓	✓	✓	✓	✓	✓	✓
			PEFY-P63VMSI-E	-	-	-	-	-	-	-	-	-	-	-	-	-	-	-
	PLFY-P25VCM-E	✓	✓	✓	✓	✓	✓	✓	✓	✓	✓	✓	✓	✓	✓	✓	✓	
	Variable Refrigerant Volume (Outdoor Unit) 變頻多聯型分體式空調機(室外機)	Mitsubishi Electric 三菱電機	PUHY-P500YSHA	✓	✓	✓	✓	✓	✓	✓	✓	✓	✓	✓	✓	✓	✓	
Microwave Oven 微波爐	Siemens 西門子	BE634LGS1B	✓	✓	✓	✓	✓	✓	✓	✓	✓	✓	✓	✓	✓	✓		
		BE634RGS1B	-	-	-	-	-	-	-	-	-	-	-	-	-	-		
Built-in Refrigerator 嵌入式雪櫃	Gorenje	NRKI4181CW	✓	✓	✓	✓	✓	✓	✓	✓	✓	✓	✓	✓	✓	✓		
Master Bathroom 主人浴室	Gas Water Heater 煤氣熱水爐	TGC	TNJW221TFQL	-	-	-	-	-	-	-	-	-	-	-	-	-		
			TNJW161TFL	-	-	-	-	-	-	-	-	-	-	-	-	-	-	
	Thermo Ventilator 浴室換氣暖風機	Panasonic	FV-40BE2H	✓	✓	✓	✓	✓	✓	✓	✓	✓	✓	✓	✓	✓	✓	
Kitchen 廚房	Variable Refrigerant Volume (Indoor Unit) 變頻多聯型分體式空調機(室內機)	Mitsubishi Electric 三菱電機	PLFY-P25VCM-E	✓	✓	✓	✓	✓	✓	✓	✓	✓	✓	✓	✓	✓		
	Gas Cooking Hob 煤氣煮食爐	Siemens 西門子	ER326AB92X & ER326BB90X	✓	✓	✓	✓	✓	✓	✓	✓	✓	✓	✓	✓	✓		
	Oven 焗爐	Siemens 西門子	HV541ANSO	✓	✓	✓	✓	✓	✓	✓	✓	✓	✓	✓	✓	✓		
	Electric Steam Oven 電蒸爐	Siemens 西門子	CD634GBSI	✓	✓	✓	✓	✓	✓	✓	✓	✓	✓	✓	✓	✓		
	Cookerhood 抽油煙機	Siemens 西門子	LI46931GB	✓	✓	✓	✓	✓	✓	✓	✓	✓	✓	✓	✓	✓		
	Built-in Refrigerator 嵌入式雪櫃	Gorenje	NRKI4181CW	✓	✓	✓	✓	✓	✓	✓	✓	✓	✓	✓	✓	✓	✓	
	Wine Cooler 酒櫃	Vinvautz 法國名望	VZ44BDI-T	✓	✓	✓	✓	✓	✓	✓	✓	✓	✓	✓	✓	✓	✓	
	2 in 1 Washer & Dryer 二合一洗衣乾衣機	Siemens 西門子	WK14D320GB	✓	✓	✓	✓	✓	✓	✓	✓	✓	✓	✓	✓	✓	✓	
	Gas Water Heater 煤氣熱水爐	TGC	TNJW221TFQL	-	-	-	-	-	-	-	-	-	-	-	-	-	-	
	TNJW161TFQL		-	-	-	-	-	-	-	-	-	-	-	-	-	-		
Roof 天台	Gas Water Heater 煤氣熱水爐	TGC	TNJW221TFQL	✓	✓	✓	✓	✓	✓	✓	✓	✓	✓	✓	✓	✓	✓	
			TNJW161TFQL	✓	✓	✓	✓	✓	✓	✓	✓	✓	✓	✓	✓	✓	✓	✓

The vendor undertakes that if lifts or appliances of the specified brand name or model number are not installed in the Development, lifts or appliances of comparable quality will be installed.

賣方承諾如發展項目中沒有安裝指明的品牌名稱或產品型號的升降機或設備，便會安裝品質相若的升降機或設備。

Remarks :

- In the description of residential property in a residential block, the prefix "G" means Garden Duplex unit and the numbering means the numbering of Garden Duplex unit of Block A, B, C, D, E or F (as the case may be). e.g. "G1" refers to Garden Duplex 1 of Block A, B, C, D, E or F (as the case may be).
- In the description of residential property in a residential block, the prefix "P" means Penthouse Triplex unit and the numbering means the numbering of Penthouse Triplex unit of Block A, B, D, E or F (as the case may be). e.g. "P1" refers to Penthouse Triplex 1 of Block A, B, D, E or F (as the case may be).
- "✓" means such appliance(s) is / are provided and / or installed in the residential property.
- "-" denotes "Not applicable".

備註：

- 住宅大樓的住宅物業的描述中，字首「G」指花園複式單位，而編號指A、B、C、D、E或F座(視情況而定)的花園複式單位的編號。例如「G1」指A、B、C、D、E或F座(視情況而定)的花園複式1號單位。
- 住宅大樓中住宅物業的描述中，字首「P」指頂層三複式單位，而編號指A、B、D、E或F座(視情況而定)的頂層三複式單位的編號。例如「P1」指A、B、D、E或F座(視情況而定)的頂層三複式1號單位。
- "✓"表示此設備於該住宅物業內提供/或安裝。
- "-"代表"不適用"。

Fittings, finishes and appliances

裝置、裝修物料及設備

Appliances Schedule 設備說明表

Block E 座

Location 位置	Appliance 設備	Brand Name 品牌名稱	Model No. 產品型號	LG/F & G/F (Garden Duplex) 地下低層和地下(花園複式)						I/F - 3/F (Penthouse Triplex) 1樓至3樓(頂層三複式)					
				G1	G2	G3	G5	G6	G7	P1	P2	P3	P5	P6	P7
Living Room, Dining Room, Master Bedroom & All Bedrooms 客廳、飯廳、 主人睡房及所有睡房	Variable Refrigerant Volume (Indoor Unit) 變頻多聯型分體式空調機(室內機)	Mitsubishi Electric 三菱電機	PKFY-P25VBM-E	✓	✓	✓	✓	✓	✓	✓	✓	✓	✓	✓	✓
			PEFY-P32VMA-E	-	-	-	-	-	-	✓	✓	✓	✓	✓	✓
			PEFY-P50VMA-E	-	-	-	-	-	-	✓	✓	✓	✓	✓	✓
			PEFY-P71VMA-E	✓	✓	✓	✓	✓	✓	✓	✓	✓	✓	✓	✓
			PEFY-P25VMSI-E	✓	✓	✓	✓	✓	✓	✓	✓	✓	✓	✓	✓
			PEFY-P32VMSI-E	✓	✓	✓	✓	✓	✓	✓	✓	✓	✓	✓	✓
			PEFY-P50VMSI-E	-	-	-	-	-	-	✓	✓	✓	✓	✓	✓
			PEFY-P63VMSI-E	✓	✓	✓	✓	✓	✓	-	-	-	-	-	-
	PLFY-P25VCM-E	✓	✓	✓	✓	✓	✓	✓	✓	✓	✓	✓	✓		
	Variable Refrigerant Volume (Outdoor Unit) 變頻多聯型分體式空調機(室外機)	Mitsubishi Electric 三菱電機	PUHY-P500YSHA	✓	✓	✓	✓	✓	✓	✓	✓	✓	✓	✓	✓
Microwave Oven 微波爐	Siemens 西門子	BE634LGSIB	✓	-	✓	-	✓	-	✓	✓	✓	✓	✓	✓	
		BE634RGSIB	-	✓	-	✓	-	✓	-	-	-	-	-	-	
Built-in Refrigerator 嵌入式雪櫃	Gorenje	NRKI4181CW	✓	✓	✓	✓	✓	✓	✓	✓	✓	✓	✓	✓	
Master Bathroom 主人浴室	Gas Water Heater 煤氣熱水爐	TGC	TNJW221TFQL	-	-	-	-	-	-	-	-	-	-	-	-
			TNJWI61TFL	-	-	-	-	-	-	-	-	-	-	-	-
	Thermo Ventilator 浴室換氣暖風機	Panasonic	FV-40BE2H	✓	✓	✓	✓	✓	✓	✓	✓	✓	✓	✓	✓
Kitchen 廚房	Variable Refrigerant Volume (Indoor Unit) 變頻多聯型分體式空調機(室內機)	Mitsubishi Electric 三菱電機	PLFY-P25VCM-E	✓	✓	✓	✓	✓	✓	✓	✓	✓	✓	✓	✓
	Gas Cooking Hob 煤氣煮食爐	Siemens 西門子	ER326AB92X & ER326BB90X	✓	✓	✓	✓	✓	✓	✓	✓	✓	✓	✓	✓
	Oven 焗爐	Siemens 西門子	HV541ANSO	✓	✓	✓	✓	✓	✓	✓	✓	✓	✓	✓	✓
	Electric Steam Oven 電蒸爐	Siemens 西門子	CD634GBSI	✓	✓	✓	✓	✓	✓	✓	✓	✓	✓	✓	✓
	Cookerhood 抽油煙機	Siemens 西門子	LI46931GB	✓	✓	✓	✓	✓	✓	✓	✓	✓	✓	✓	✓
	Built-in Refrigerator 嵌入式雪櫃	Gorenje	NRKI4181CW	✓	✓	✓	✓	✓	✓	✓	✓	✓	✓	✓	✓
	Wine Cooler 酒櫃	Vinvautz 法國名望	VZ44BDI-T	✓	✓	✓	✓	✓	✓	✓	✓	✓	✓	✓	✓
	2 in 1 Washer & Dryer 二合一洗衣乾衣機	Siemens 西門子	WKI4D320GB	✓	✓	✓	✓	✓	✓	✓	✓	✓	✓	✓	✓
	Gas Water Heater 煤氣熱水爐	TGC	TNJW221TFQL	✓	✓	✓	✓	✓	✓	-	-	-	-	-	-
	TNJWI61TFQL		✓	✓	✓	✓	✓	✓	-	-	-	-	-	-	
Roof 天台	Gas Water Heater 煤氣熱水爐	TGC	TNJW221TFQL	-	-	-	-	-	-	✓	✓	✓	✓	✓	✓
			TNJWI61TFQL	-	-	-	-	-	-	✓	✓	✓	✓	✓	✓

The vendor undertakes that if lifts or appliances of the specified brand name or model number are not installed in the Development, lifts or appliances of comparable quality will be installed.

賣方承諾如發展項目中沒有安裝指明的品牌名稱或產品型號的升降機或設備，便會安裝品質相若的升降機或設備。

Remarks :

- In the description of residential property in a residential block, the prefix "G" means Garden Duplex unit and the numbering means the numbering of Garden Duplex unit of Block A, B, C, D, E or F (as the case may be). e.g. "G1" refers to Garden Duplex 1 of Block A, B, C, D, E or F (as the case may be).
- In the description of residential property in a residential block, the prefix "P" means Penthouse Triplex unit and the numbering means the numbering of Penthouse Triplex unit of Block A, B, D, E or F (as the case may be). e.g. "P1" refers to Penthouse Triplex 1 of Block A, B, D, E or F (as the case may be).
- "✓" means such appliance(s) is / are provided and / or installed in the residential property.
- "-" denotes "Not applicable".

備註：

- 住宅大樓的住宅物業的描述中，字首「G」指花園複式單位，而編號指A、B、C、D、E或F座(視情況而定)的花園複式單位的編號。例如「G1」指A、B、C、D、E或F座(視情況而定)的花園複式1號單位。
- 住宅大樓中住宅物業的描述中，字首「P」指頂層三複式單位，而編號指A、B、D、E或F座(視情況而定)的頂層三複式單位的編號。例如「P1」指A、B、D、E或F座(視情況而定)的頂層三複式1號單位。
- "✓"表示此設備於該住宅物業內提供/或安裝。
- "-"代表"不適用"。

Fittings, finishes and appliances

裝置、裝修物料及設備

Appliances Schedule 設備說明表

Block F 座

Location 位置	Appliance 設備	Brand Name 品牌名稱	Model No. 產品型號	LG/F & G/F (Garden Duplex) 地下低層和地下(花園複式)				I/F - 3/F (Penthouse Triplex) 1樓至3樓(頂層三複式)			
				G1	G2	G3	G5	P1	P2	P3	P5
Living Room, Dining Room, Master Bedroom & All Bedrooms 客廳、飯廳、 主人睡房及所有睡房	Variable Refrigerant Volume (Indoor Unit) 變頻多聯型分體式空調機(室內機)	Mitsubishi Electric 三菱電機	PKFY-P25VBM-E	✓	✓	✓	✓	✓	✓	✓	✓
			PEFY-P32VMA-E	-	-	-	-	✓	✓	✓	✓
			PEFY-P50VMA-E	-	-	-	-	✓	✓	✓	✓
			PEFY-P71VMA-E	✓	✓	✓	✓	✓	✓	✓	✓
			PEFY-P25VMSI-E	✓	✓	✓	✓	✓	✓	✓	✓
			PEFY-P32VMSI-E	✓	✓	✓	✓	✓	✓	✓	✓
			PEFY-P50VMSI-E	-	-	-	-	✓	✓	✓	✓
			PEFY-P63VMSI-E	✓	✓	✓	✓	-	-	-	-
	PLFY-P25VCM-E	✓	✓	✓	✓	✓	✓	✓	✓		
	Variable Refrigerant Volume (Outdoor Unit) 變頻多聯型分體式空調機(室外機)	Mitsubishi Electric 三菱電機	PUHY-P500YSHA	✓	✓	✓	✓	✓	✓	✓	
Microwave Oven 微波爐	Siemens 西門子	BE634LGS1B	✓	-	✓	-	✓	✓	✓		
		BE634RGS1B	-	✓	-	✓	-	-	-		
Built-in Refrigerator 嵌入式雪櫃	Gorenje	NRK14181CW	✓	✓	✓	✓	✓	✓	✓		
Master Bathroom 主人浴室	Gas Water Heater 煤氣熱水爐	TGC	TNJW221TFQL	-	-	-	-	-	-	-	
			TNJWT161TFL	-	-	-	-	-	-	-	
	Thermo Ventilator 浴室換氣暖風機	Panasonic	FV-40BE2H	✓	✓	✓	✓	✓	✓	✓	
Kitchen 廚房	Variable Refrigerant Volume (Indoor Unit) 變頻多聯型分體式空調機(室內機)	Mitsubishi Electric 三菱電機	PLFY-P25VCM-E	✓	✓	✓	✓	✓	✓	✓	
	Gas Cooking Hob 煤氣煮食爐	Siemens 西門子	ER326AB92X & ER326BB90X	✓	✓	✓	✓	✓	✓	✓	
	Oven 焗爐	Siemens 西門子	HV541ANSO	✓	✓	✓	✓	✓	✓	✓	
	Electric Steam Oven 電蒸爐	Siemens 西門子	CD634GBSI	✓	✓	✓	✓	✓	✓	✓	
	Cookerhood 抽油煙機	Siemens 西門子	L146931GB	✓	✓	✓	✓	✓	✓	✓	
	Built-in Refrigerator 嵌入式雪櫃	Gorenje	NRK14181CW	✓	✓	✓	✓	✓	✓	✓	
	Wine Cooler 酒櫃	Vinvautz 法國名望	VZ44BDI-T	✓	✓	✓	✓	✓	✓	✓	
	2 in 1 Washer & Dryer 二合一洗衣乾衣機	Siemens 西門子	WK14D320GB	✓	✓	✓	✓	✓	✓	✓	
	Gas Water Heater 煤氣熱水爐	TGC	TNJW221TFQL	✓	✓	✓	✓	-	-	-	
	TNJWT161TFQL		✓	✓	✓	✓	-	-	-		
Roof 天台	Gas Water Heater 煤氣熱水爐	TGC	TNJW221TFQL	-	-	-	-	✓	✓	✓	
			TNJWT161TFQL	-	-	-	-	✓	✓	✓	

The vendor undertakes that if lifts or appliances of the specified brand name or model number are not installed in the Development, lifts or appliances of comparable quality will be installed.

賣方承諾如發展項目中沒有安裝指明的品牌名稱或產品型號的升降機或設備，便會安裝品質相若的升降機或設備。

Remarks:

- In the description of residential property in a residential block, the prefix "G" means Garden Duplex unit and the numbering means the numbering of Garden Duplex unit of Block A, B, C, D, E or F (as the case may be). e.g. "G1" refers to Garden Duplex 1 of Block A, B, C, D, E or F (as the case may be).
- In the description of residential property in a residential block, the prefix "P" means Penthouse Triplex unit and the numbering means the numbering of Penthouse Triplex unit of Block A, B, D, E or F (as the case may be). e.g. "P1" refers to Penthouse Triplex 1 of Block A, B, D, E or F (as the case may be).
- "✓" means such appliance(s) is / are provided and / or installed in the residential property.
- "-" denotes "Not applicable".

備註:

- 住宅大樓的住宅物業的描述中，字首「G」指花園複式單位，而編號指A、B、C、D、E或F座(視情況而定)的花園複式單位的編號。例如「G1」指A、B、C、D、E或F座(視情況而定)的花園複式1號單位。
- 住宅大樓中住宅物業的描述中，字首「P」指頂層三複式單位，而編號指A、B、D、E或F座(視情況而定)的頂層三複式單位的編號。例如「P1」指A、B、D、E或F座(視情況而定)的頂層三複式1號單位。
- "✓"表示此設備於該住宅物業內提供/或安裝。
- "-"代表"不適用"。

Service agreements

服務協議

Potable and flushing water is supplied by Water Supplies Department.

食水及沖廁水由水務署供應。

Electricity is supplied by CLP Power Hong Kong Limited.

電力由中華電力有限公司供應。

Town gas is supplied by The Hong Kong and China Gas Company Limited.

煤氣由香港中華煤氣有限公司供應。

Government rent

地稅

The vendor will pay or has paid (as the case may be) all outstanding Government Rent in respect of the lot from the date of the Government Grant up to and including the date of the respective assignments to the purchasers.

賣方將會或已經(視屬何情況而定)繳付有關該地段由批地文件之日期起計直至相關買方轉讓契日期(包括該日)之地稅。

Miscellaneous payments by purchaser

買方的雜項付款

1. On the delivery of the vacant possession of the residential property to the purchaser, the purchaser is liable to reimburse the owner for the deposits for water, electricity and gas.
2. On that delivery, the purchaser is not liable to pay to the owner a debris removal fee.

Remark: The purchaser is liable to pay to the manager of the Development a non-refundable and non-transferable debris removal fee in sum equivalent to one month's contribution of the first year's budgeted management expenses.

1. 在向買方交付住宅物業在空置情況下的管有權時，買方須負責向擁有人補還水、電力及氣體的按金。
2. 在交付時，買方不須向擁有人支付清理廢料費用。

備註：買方須向發展項目的管理人支付一筆相等於第一年預算管理開支的一個月款項，作為清理廢料費用，該筆款項不可退還及不可轉讓。

Defect liability warranty period

欠妥之處的保養責任期

The vendor shall, at its own cost and as soon as reasonably practicable after receipt of a written notice served by the purchaser within 6 months after the date of completion of the sale and purchase of the residential property, remedy any defects in that property, or in the fittings, finishes or appliances as set out in the agreement for sale and purchase concerned, caused otherwise than by the act or neglect of the purchaser.

凡物業或於買賣合約列出裝設於物業內的裝置、裝修物料或設備有欠妥之處，而該欠妥之處並非由買方行為或疏忽造成，則賣方在接獲買方在買賣成交日期後的6個月內送達的書面通知後，須於合理地切實可行的範圍內盡快自費作補救。

Maintenance of slopes

斜坡維修

- I. The Land Grant requires the owners of the residential properties in the Development to maintain slopes at their own cost.
 - (a) Special Conditions No. (36) of the Land Grant stipulates that:-

“(36) (a) Where there is or has been any cutting away, removal or setting back of any land, or any building-up or filling-in or any slope treatment works of any kind whatsoever, whether with or without the prior written consent of the Director, either within the lot or on any Government land, which is or was done for the purpose of or in connection with the formation, levelling or development of the lot or any part thereof or any other works required to be done by the Grantee under these Conditions, or for any other purpose, the Grantee shall at his own expense carry out and construct such slope treatment works, retaining walls or other support, protection, drainage or ancillary or other works as shall or may then or at any time thereafter be necessary to protect and support such land within the lot and also any adjacent or adjoining Government or leased land and to obviate and prevent any falling away, landslip or subsidence occurring thereafter. The Grantee shall at all times during the term hereby agreed to be granted maintain at his own expense the said land, slope treatment works, retaining walls or other support, protection, drainage or ancillary or other works in good and substantial repair and condition to the satisfaction of the Director.

(b) Nothing in sub-clause (a) of this Special Condition shall prejudice the Government's rights under these Conditions, in particular Special Condition No. (35) hereof.

(c) In the event that as a result of or arising out of any formation, levelling, development or other works done by the Grantee or owing to any other reason, any falling away, landslip or subsidence occurs at any time, whether in or from any land within the lot or from any adjacent or adjoining Government or leased land, the Grantee shall at his own expense reinstate and make good the same to the satisfaction of the Director and shall indemnify the Government, its agents and contractors from and against all costs, charges, damages, demands and claims whatsoever which shall or may be made, suffered or incurred through or by reason of such falling away, landslip or subsidence.

(d) In addition to any other rights or remedies herein provided for breach of any of these Conditions, the Director shall be entitled by notice in writing to call upon the Grantee to carry out, construct and maintain the said land, slope treatment works, retaining walls, or other support, protection, and drainage or ancillary or other works or to reinstate and make good any falling away, landslip or subsidence, and if the Grantee shall neglect or fail to comply with the notice to the satisfaction of the Director within the period specified therein, the Director may forthwith execute and carry out any necessary works and the Grantee shall on demand repay to the Government the cost thereof, together with any administrative or professional fees and charges.”
 - (b) Special Condition No. (37) of the Land Grant stipulates that:-

“(37) (a) The Grantee shall at his own expense carry out and complete to the satisfaction of the Director such geotechnical investigations and such slope treatment, landslide preventive, mitigation and remedial works on the area shown coloured green hatched black on PLAN I annexed hereto (hereinafter referred to as "the Green Hatched Black Area") as the Director in his absolute discretion may require and shall, at all times during the term hereby agreed to be granted, at his own expense, maintain in good And substantial repair and condition to the satisfaction of the Director the Green Hatched Black Area including all land, slope treatment works, earth retaining structures, drainage and any other works therein and thereon. In the event that any landslip, subsidence or falling away occurs within the Green Hatched Black Area at any time during the term hereby agreed to be granted, the Grantee shall at his own expense reinstate and make good the same to the satisfaction of the Director together with any adjacent or adjoining areas which, in the opinion of the Director (whose decision shall be final and binding on the Grantee), have also been affected. The Grantee shall indemnify the Government, its agents and contractors against all claims, proceedings, costs, damages and expenses whatsoever incurred by reason of such landslip, subsidence or falling away. The Grantee shall ensure at all times that there shall be no illegal excavation or dumping on the Green Hatched Black Area and, subject to the prior written approval of the Director, the Grantee may erect fences or other barriers for the prevention of such illegal excavation or dumping. In addition to any other rights or remedies the Director may have in respect of any breach of these Conditions, the Director may at any time by notice in writing call upon the Grantee to carry out such geotechnical investigations, slope treatment, landslip preventive, mitigation and remedial works and to maintain, reinstate and make good any land, structure or works affected by such landslip, subsidence or falling away, and if the Grantee shall neglect or fail to comply with such notice to the satisfaction of the Director within the period specified therein, the Director may, after the expiry of such period, execute and carry out the required works and the Grantee shall on demand repay to the Government the cost thereof.

(b) Notwithstanding sub-clause (a) of this Special Condition, the obligations and rights of the Grantee in respect of the Green Hatched Black Area or any part thereof under this Special Condition shall absolutely determine upon the Government giving to the Grantee notice to that effect, and no claim for compensation shall be made against the Government or the Director or his authorized officer by the Grantee in respect of any loss, damage or disturbance suffered or any expense incurred as a result of such determination. However, such determination shall be without prejudice to any rights or remedies of the Government in respect of any antecedent breach, non-performance or non-observance of the said sub-clause (a).”
2. Each of the owners is obliged to contribute towards the costs of the maintenance work.
3. The plan showing the slopes and any retaining wall or related structures constructed, or to be constructed, within or outside the land on which the Development is situated is set out below.
4. Owner's undertaking to maintain any slope in relation to the Development at the owner's own costs: Not applicable.
5. Under the deed of mutual covenant, the manager of the Development has the owners' authority to carry out the maintenance work.

斜坡維修

1. 批地文件規定，發展項目中的住宅物業的擁有人須自費維修斜坡

(b) 批地文件第(37)條批地特別條款訂明：-

(a) 批地文件第(36)條批地特別條款訂明：-

- “(36) (a) 如該地段或任何「政府」官地現時或以往曾經配合或因應該地段或其任何部份的平整、水準測量或發展事宜進行削土、移土或土地後移工程，或建造或填土工程，或任何性質的斜坡處理工程，或此等「批地條款」規定「承批人」執行的其他工程，不論事前是否獲「署長」書面同意，「承批人」亦須於當時或嗣後任何時間，按需要自費進行及建造斜坡處理工程、護土牆或其他支承防護結構、排水或附屬或其他工程，以保護和支撐該地段內的土地以及任何毗連或毗鄰「政府」官地或已批租土地，同時避免及防止其後發生滑土、山泥傾瀉或地陷。「承批人」應時刻在本文協定的整個批租年期內自費維修上述土地、斜坡處理工程、護土牆或其他支承防護結構、排水、輔助工程或其他工程，以保持其維修充足及狀態良好，令「署長」滿意。
- (b) 本批地特別條款(a)款之規定概毋損此等「批地條款」賦予「政府」的各項權利，其中特別以「批地文件」第(35)條批地特別條款所訂者為要。
- (c) 無論何時如因「承批人」執行的平整、水準測量、發展事宜或其他工程或任何其他事故導致或引致滑土、山泥傾瀉或地陷，不論是源於該地段範圍內任何土地或毗鄰或毗連「政府」官地或批租土地，「承批人」亦須自費還原及修復以令「署長」滿意，並向「政府」、其代理及承辦商作出賠償所有由此引起、招致或蒙受的費用、收費、損害、索求及索償。
- (d) 「署長」除可就此等「批地條款」的違約事件行使本文訂明的任何其他權利或補償權外，並有權發出書面通知要求「承批人」進行、建造及維修上述土地、斜坡處理工程、護土牆或其他支承防護結構、排水或附屬或其他工程，又或還原及修復任何土地滑土、山泥傾瀉或地陷；又或如「承批人」疏忽或不按照通知於通知指定期限內以「署長」滿意的方式採取措施，「署長」可即時執行及進行任何必要工程，「承批人」須在「政府」通知時償付相關的費用，以及任何行政或專業費用與收費。”

“(37) (a) 「承批人」應依照「署長」全權酌情指定，自費以「署長」全面滿意的方式在「批地文件」所夾附「圖則」以綠色間黑斜線顯示的範圍(以下簡稱「綠色間黑斜線範圍」)進行及完成土力勘探工程和斜坡處理、山泥傾瀉預防、減緩及補救工程。此外，「承批人」並須在本文協定的整個批租年期內，自費以「署長」滿意的方式維修「綠色間黑斜線範圍」，以保持其維修充足及狀態良好，包括在該處執行所有土地、斜坡處理工程、護土結構、排水及其他工程。倘於本文協定的批租年期內任何時間「綠色間黑斜線範圍」發生山泥傾瀉、地陷或滑土，「承批人」須以「署長」滿意的方式自費還原及修復「綠色間黑斜線範圍」和「署長」認為(其決定將作終論並對「承批人」約束)同樣受影響的任何毗連或毗鄰地方。如因山泥傾瀉、地陷或滑土招致或引起任何索償、訴訟、費用、損害及開支，「承批人」須向「政府」、其代理及承辦商作出賠償。此外，「承批人」並須時刻確保無任何人等在「綠色間黑斜線範圍」非法挖掘或傾倒廢物。如事前獲「署長」書面批准，「承批人」可架設圍欄或其他屏障防止非法挖掘或傾倒廢物的活動。倘有違反「批地條款」的情況，「署長」除可行使任何其他應有權利或補償權外，並可隨時以書面通知「承批人」執行任何土力勘探工及斜坡處理、山泥傾瀉預防、減緩及補救工程，並且維修、還原和修復任何受山泥傾瀉、地陷或滑土影響的土地、構築物或工程。倘「承批人」疏忽或不按照通知在通知指定期限內以「署長」滿意的方式採取措施，「署長」可即時執行及進行任何必要工程，「承批人」須在「政府」通知時償付相關的費用。

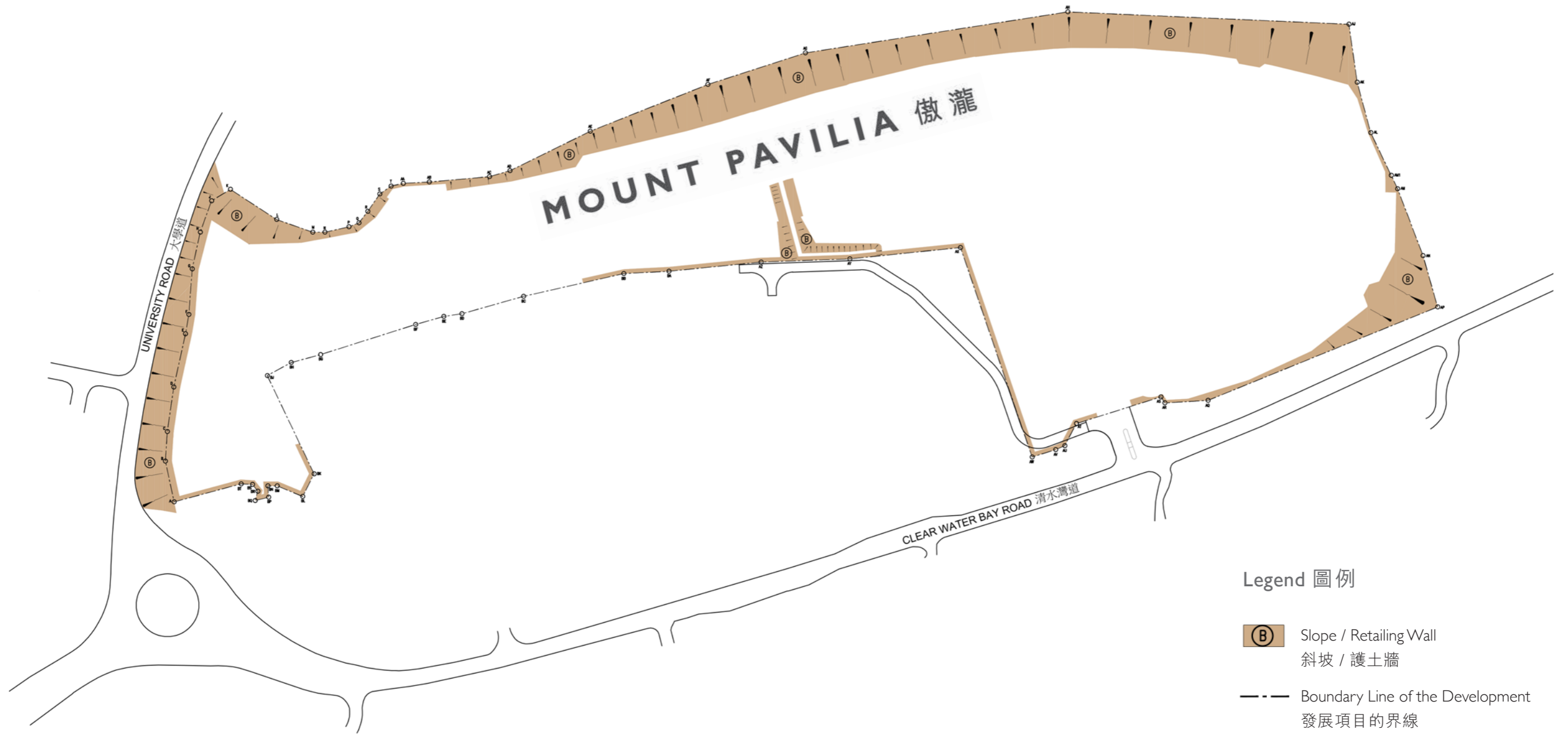
(b) 儘管有本批地特別條款(a)款之規定，如「政府」向「承批人」發出相關通知，本批地特別條款所訂「承批人」就「綠色間黑斜線範圍」或其任何部份擁有的責任及權利即絕對終止。如權責終止令「承批人」蒙受或招致任何損失、損害、滋擾或開支，「承批人」概不可向「政府」、「署長」或其授權的人員申索賠償。然而，權責終止概不妨礙「政府」就任何之前已發生的違反、不遵守或不履行前述(a)款規定事件行使任何應有的權利或補償權。”

2. 每名擁有人均須分擔維修工程項目的費用。

3. 以下顯示斜坡及已經或將會在該土地之內或之外建造的任何護土牆或有關構築物的圖則。

4. 擁有人自費就發展項目維修任何斜坡的承諾：不適用。

5. 根據公契發展項目的管理人獲擁有人授權進行維修工程。



Legend 圖例

(B) Slope / Retaining Wall
斜坡 / 護土牆

--- Boundary Line of the Development
發展項目的界線

Scale
比例 0M/米 100M/米

Modification

修訂

No application is made to the Government for a modification of the Land Grant for this development.

本發展項目並沒有向政府提出申請修訂批地文件。

Relevant information

有關資料

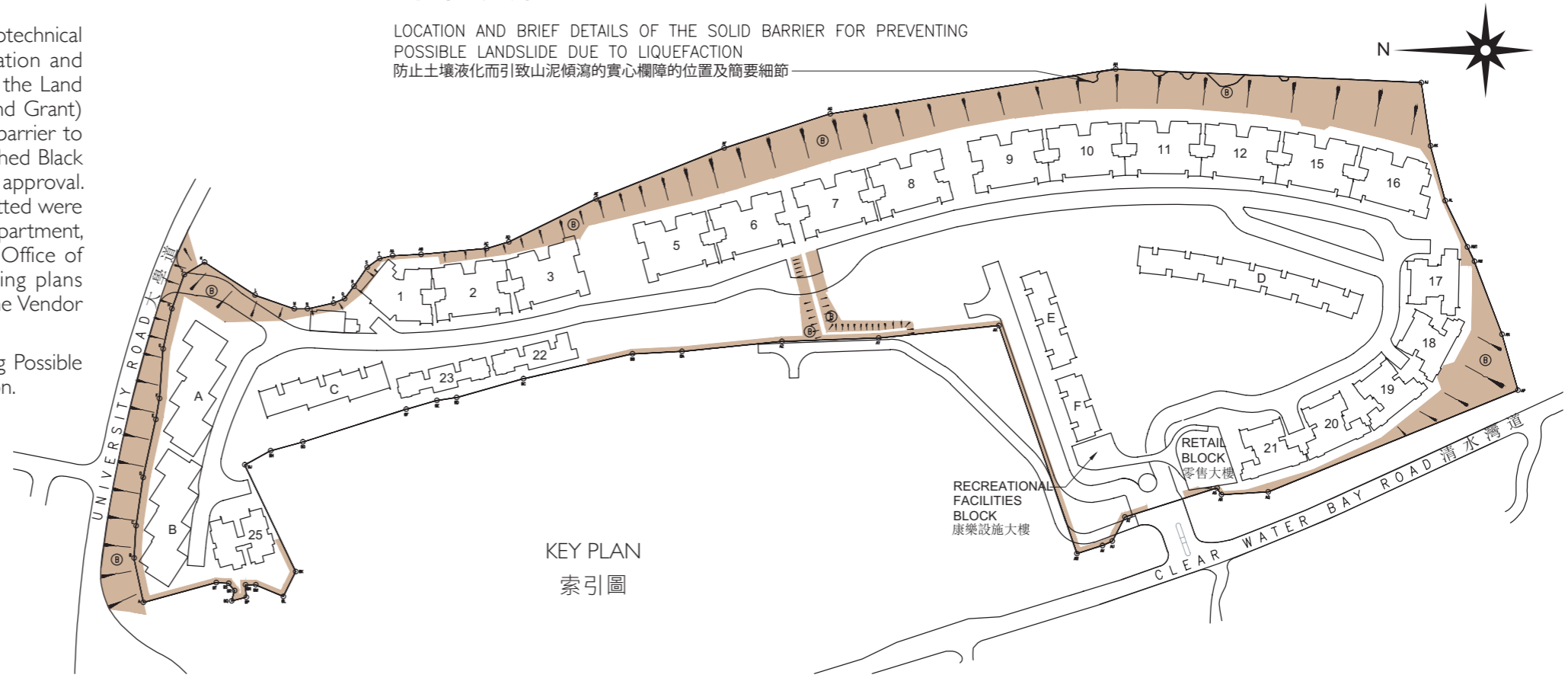
Pursuant to Special Condition No.(37)(a) of the Land Grant, geotechnical investigations and slope treatment, landslide preventive, mitigation and remedial works were carried out by the Grantee (as defined in the Land Grant) on the Green Hatched Black Area (as defined in the Land Grant) to the satisfaction of the Director of Lands. Erection of a solid barrier to prevent possible landslide due to liquefaction at the Green Hatched Black Area was proposed and submitted to Lands Department for approval. The relevant building plans in respect of the said barrier as submitted were approved by Buildings Department and, as informed by Lands Department, were checked and accepted by the Geotechnical Engineering Office of Civil Engineering and Development Department. Such building plans and the plans below are subject to any further amendments the Vendor considers necessary or required by the Director of Lands.

The location and brief details of the Solid Barrier for Preventing Possible Landslide due to Liquefaction are shown in the plans in this section.

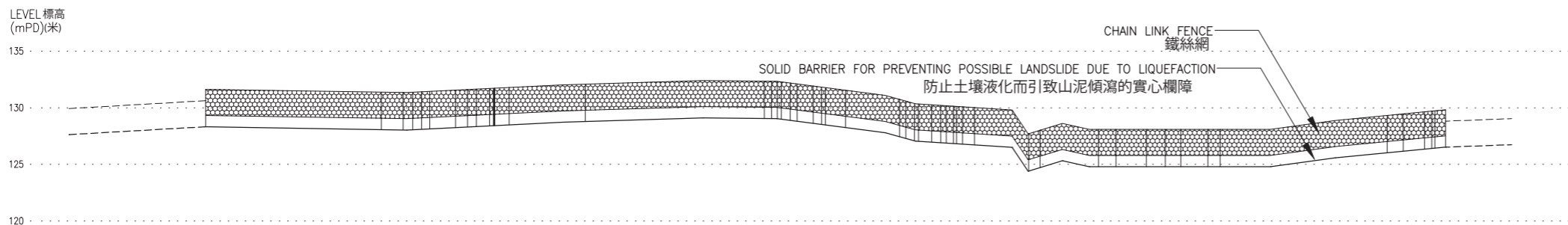
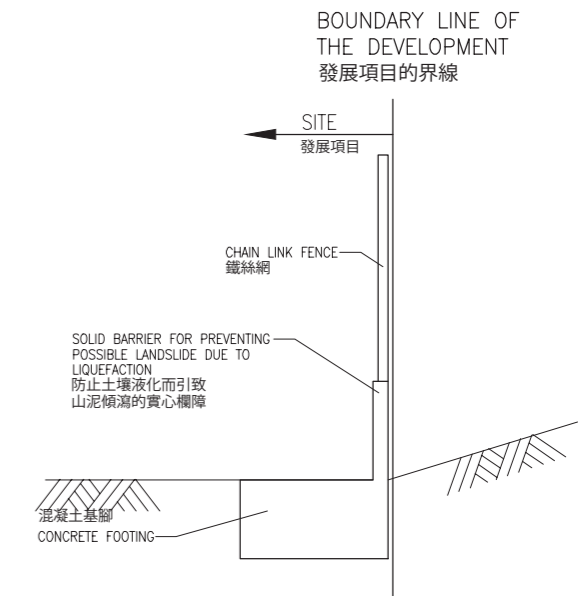
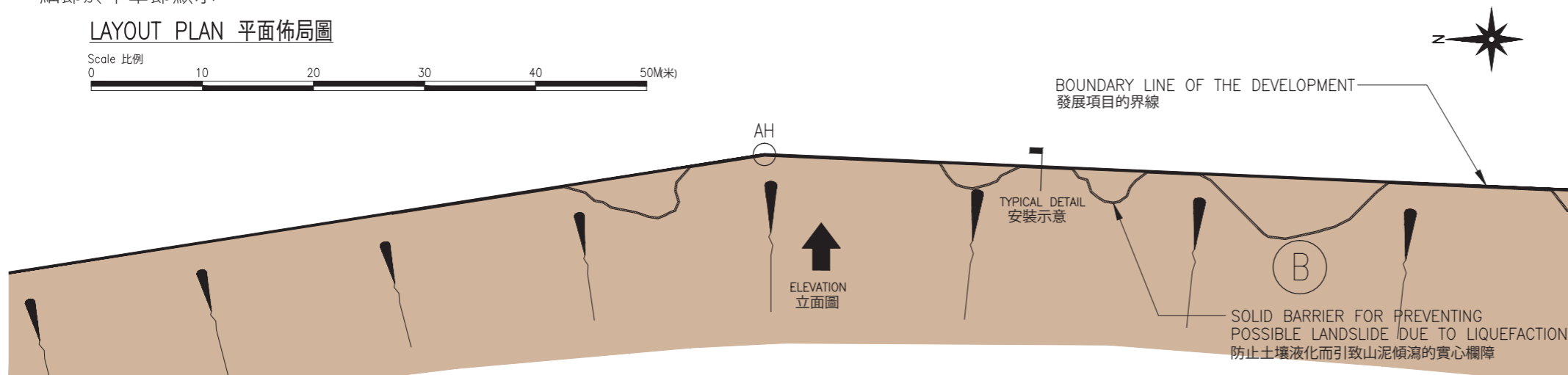
承批人(在批地文件中之定義)已根據批地文件(37)(a)條批地特別條款規定於綠色間黑斜線範圍(在批地文件中之定義)進行及完成土力勘探工程和斜坡處理、山泥傾瀉預防、減緩及補救工程至地政總署署長滿意程度。承批人已向地政總署建議並向其遞交等候審批興建實心欄障以防止綠色加黑斜線範圍的土壤液化而引致山泥傾瀉。已遞交的欄障的建築圖則已獲屋宇署批准，而根據地政總署的通知，土木工程拓展署土力工程處亦已檢視和接納該等圖則。該等建築圖則及下圖可能因賣方認為必要或地政總署署長要求作出進一步修訂。

防止土壤液化而引致山泥傾瀉的實心欄障的位置及簡要細節於本章節顯示。

LOCATION AND BRIEF DETAILS OF THE SOLID BARRIER FOR PREVENTING POSSIBLE LANDSLIDE DUE TO LIQUEFACTION
防止土壤液化而引致山泥傾瀉的實心欄障的位置及簡要細節



LAYOUT PLAN 平面佈局圖



ELEVATION 立面圖



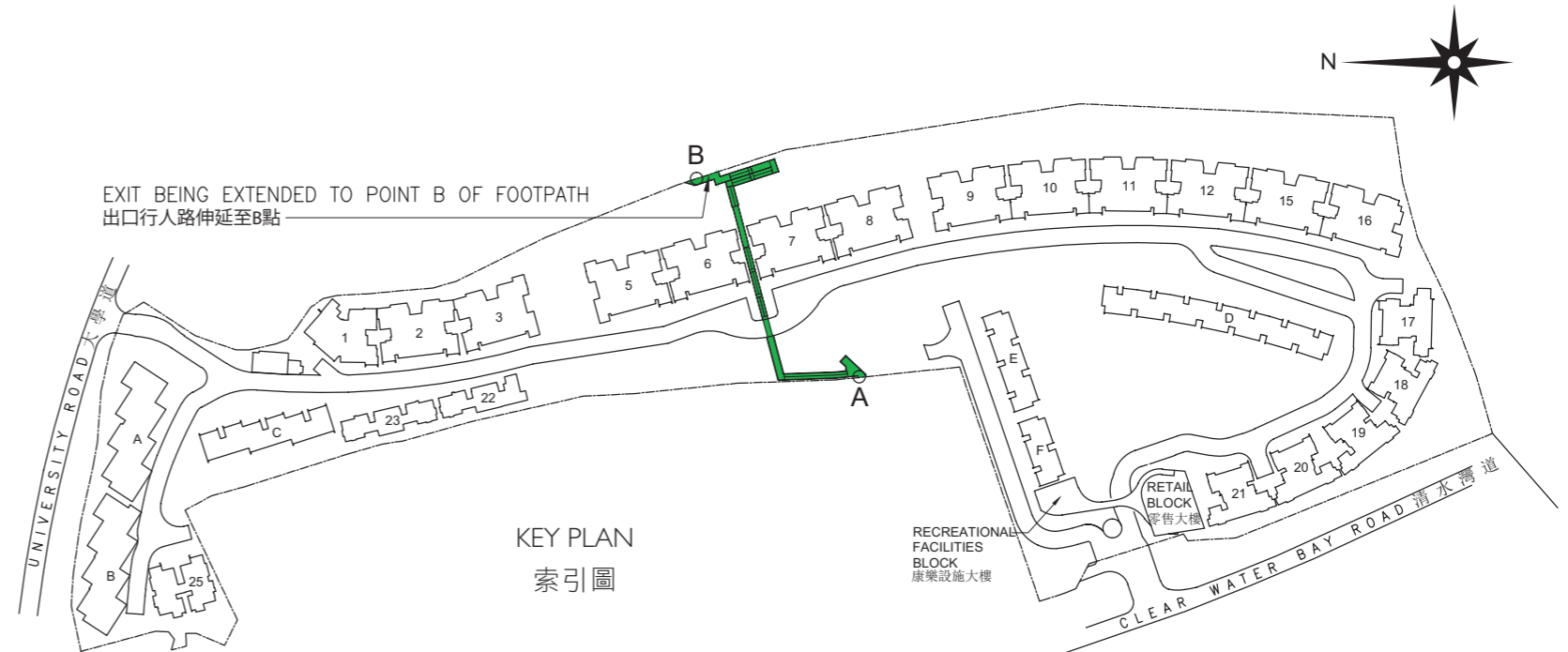
TYPICAL DETAIL OF SOLID BARRIER FOR PREVENTING POSSIBLE LANDSLIDE DUE TO LIQUEFACTION
防止土壤液化而引致山泥傾瀉的實心欄障安裝示意圖
Not to Scale 不按比例

Relevant information

有關資料

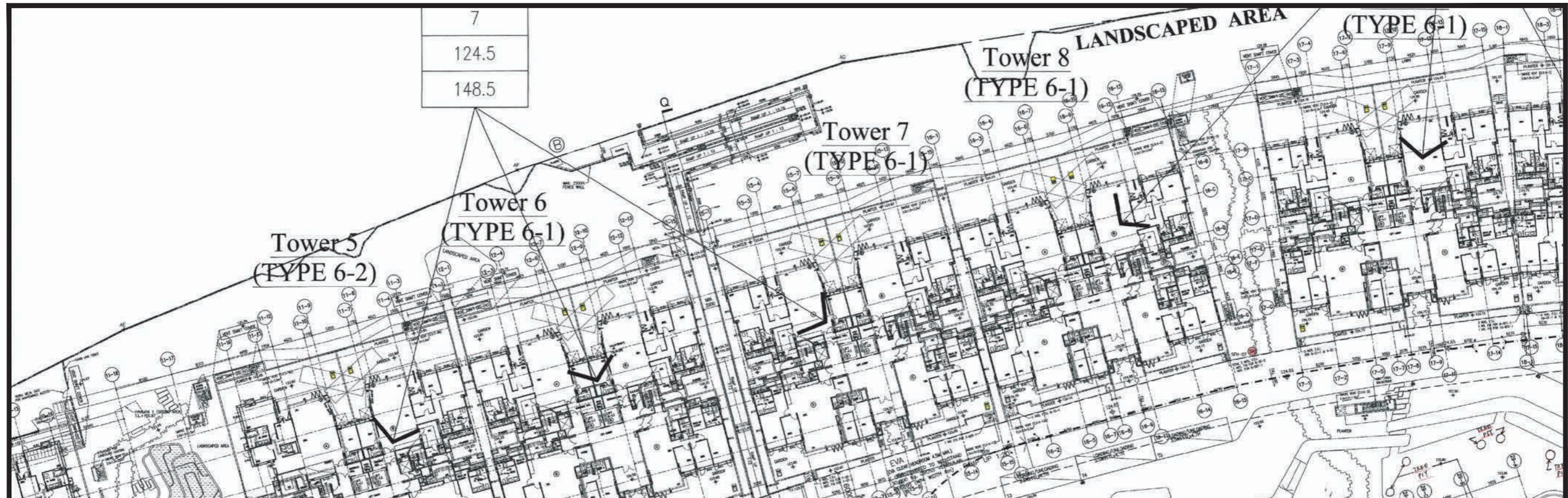
The "Layout plan of the development" in this sales brochure is prepared based on the building plans approved on 28 June 2016 in respect of the Development. As at the date of printing this sales brochure, an amendment of the proposed arrangement of the footpath to connect points A and B under Special Condition No. (34) of the Land Grant has been approved by the Building Authority and corresponding amendments to the approved building plans will be submitted to the Lands Department for approval. Subject to the comments and approval of the Lands Department and other relevant government authorities, the proposed amendments to the approved buildings plans may affect the enjoyment of the Development and/or the residential properties in the Development in terms of access, views, noise and/or other aspects of the Development.

本售樓說明書的“發展項目的布局圖”是根據該發展項目於2016年6月28日經批准的建築圖則擬備。於印刷本售樓說明書之日，已批准修訂根據“批地文件”第(34)條批地特別條款而擬建造連接標記A及B點的行人道安排，而於經批准的建築圖則的相應修訂，將會遞交地政總署審批。受制於地政總署和其他政府相關部門的意見和批准，對於經批准的建築圖則的建議修訂可能對該發展項目/或其內住宅物業的享用，諸如通行、景觀、噪音及/或其他方面造成影響。



Extracted drawing of the Ground Floor Part Plan 2 (Drawing No. B/A10/113 Revision No.08) as approved by the Building Authority is shown below:

下圖摘錄自建築事務監督已批准的地下部分平面圖2 (圖號：B/A10/113 Revision No.08)



Address of the website designated by the vendor for the development

賣方就發展項目指定的互聯網網站的網址

The address of the website designated by the vendor of the Development for the purposes of Part 2 of the Residential Properties (First-hand Sales) Ordinance is: www.mountpavilia.com.hk

賣方為施行《一手住宅物業銷售條例》第2部而就發展項目指定的互聯網網站的網址為：
www.mountpavilia.com.hk

Information in application for concession on gross floor area of building

申請建築物總樓面面積寬免的資料

Breakdown of GFA Concessions Obtained for All Features

- Latest information on breakdown of GFA concessions as shown on the general building plans submitted to and approved by the Building Authority (BA) prior to the printing of the sales brochure is tabulated below. Information marked (#) may be based on information provided by the authorized person if the sales brochure is printed prior to submission of the final amendment plans to the BA. The breakdown of GFA concessions may be subject to further changes until final amendment plans are submitted to and approved by the BA prior to the issuance of the occupation permit for the Development.

獲寬免總樓面面積的設施分項

- 於印製售樓說明書前呈交予並已獲建築事務監督批准的一般建築圖則上有關總樓面面積寬免的分項的最新資料，請見下表。如印製售樓說明書時尚未呈交最終修訂圖則予建築事務監督，則有(#)號的資料可以由認可人士提供的資料作為基礎。直至最終修訂圖則於發出佔用許可證前呈交予並獲建築事務監督批准前，以下分項資料仍可能有所修改。

		Area (m ²) 面積(平方米)
Disregarded GFA under Building (Planning) Regulations 23(3)(b) 根據《建築物(規劃)規例》第23(3)(b)條不計算的總樓面面積		
1(#)	Carpark and loading / unloading area excluding public transport terminus 停車場及上落客貨地方(公共交通總站除外)	28,446.735
2	Plant rooms and similar services 機房及相類設施	
2.1	Mandatory feature or essential plant room, area of which is limited by respective Practice Notes for Authorized Persons, Registered Structural Engineers and Registered Geotechnical Engineers (PNAP) or regulation such as lift machine room, telecommunications and broadcasting (TBE) room, refuse storage and material recovery chamber, etc. 所佔面積受相關《認可人士、註冊結構工程師及註冊岩土工程師作業備考》(《作業備考》)或規例限制的強制性設施或必要機房，例如升降機機房、電訊及廣播設備室、垃圾及物料回收房等	1,040.732
2.2(#)	Mandatory feature or essential plant room, area of which is NOT limited by any PNAP or regulation such as room occupied solely by fire services installations (FSI) and equipment, meter room, transformer room, potable and flushing water tank, etc. 所佔面積不受任何《作業備考》或規例限制的強制性設施或必要機房，例如僅由消防裝置及設備佔用的房間、電錶房、電力變壓房、食水及鹹水缸等	8,322.059
2.3	Non-mandatory or non-essential plant room such as air-conditioning (A/C) plant room, air handling unit (AHU) room, etc. 非強制性或非必要機房，例如空調機房、送風櫃房等	886.586
Green Features under Joint Practice Notes 1 and 2 根據聯合作業備考第1及第2號提供的環保設施		
3	Balcony 露台	1,814.438
4	Wider common corridor and lift lobby 加闊的公用走廊及升降機大堂	-
5	Communal sky garden 公用空中花園	-
6	Acoustic fin 隔聲鰭	4.914
7	Wing wall, wind catcher and funnel 翼牆、捕風器及風斗	-
8	Non-structural prefabricated external wall 非結構預製外牆	682.975
9	Utility platform 工作平台	583.079
10	Noise barrier 隔音屏障	79.977

Information in application for concession on gross floor area of building

申請建築物總樓面面積寬免的資料

Amenity Features 適意設施		
11	Caretaker's quarters, counter, office, store, guard room and lavatory for watchman and management staff and owners' corporation office 管理員宿舍、供保安人員和管理處員工使用的櫃位、辦事處、貯物室、警衛室和廁所，以及業主立案法團辦事處	87.927
12	Residential recreational facilities including void, plant room, swimming pool filtration plant room, covered walkway, etc. serving solely the recreational facilities 住戶康樂設施，包括僅供康樂設施使用的中空空間、機房、游泳池的濾水機房、有蓋人行道等	3,436.407
13	Covered landscaped and play area 有蓋園景區及遊樂場地	-
14	Horizontal screen/covered walkway and trellis 橫向屏障/有蓋人行道及花棚	-
15	Larger lift shaft 擴大升降機槽	-
16	Chimney shaft 煙囪管道	-
17	Other non-mandatory or non-essential plant room, such as boiler room, satellite master antenna television (SMATV) room 其他非強制性或非必要機房，例如鍋爐房、衛星電視共用天線房	254.012
18(#)	Pipe duct, air duct for mandatory feature or essential plant room 強制性設施或必要機房所需的管槽及氣槽	778.980
19	Pipe duct, air duct for non-mandatory or non-essential plant room 非強制性設施或非必要機房所需的管槽及氣槽	-
20	Plant room, pipe duct, air duct for environmentally friendly system and feature 環保系統及設施所需的機房、管槽及氣槽	168.193
21	Void in duplex domestic flat and house 複式住宅單位及洋房的中空空間	369.304
22	Sunshade and reflector 遮陽篷及反光罩	-
23(#)	Minor projection such as A/C box, A/C platform, window cill and projecting window 小型伸出物，例如空調機箱、空調機平台、窗檻及伸出的窗台	1,493.227
24	Other projection such as A/C box and platform not covered in paragraph 3(b) and (c) of PNAP APP-19 《作業備考》APP-19第3(b)及(c)段沒有涵蓋的其他伸出物，如空調機箱及空調機平台	-
Other Exempted Items 其他項目		
25(#)	Refuge floor including refuge floor cum sky garden 庇護層，包括庇護層兼空中花園	-
26	Covered area under large projecting / overhanging feature 大型伸出/外懸垂設施下的有蓋地方	-
27	Public transport terminus 公共交通總站	-
28(#)	Party structure and common staircase 共用構築物及公用樓梯	-
29(#)	Horizontal area of staircase, lift shaft and vertical duct solely serving floor accepted as not being accountable for GFA 僅供獲接納不計入總樓面面積的樓層使用的樓梯、升降機槽及垂直管道的水平面積	1,021.631
30	Public passage 公眾通道	-
31	Covered set back area 有蓋的後移部分	-
Bonus GFA 額外總樓面面積		
32	Bonus GFA 額外總樓面面積	-
Additional Green Features under Joint Practice Note (No. 8) 根據聯合作業備考(第8號)提供的額外環保設施		
33	Buildings adopting Modular Integrated Construction 採用「組裝合成」建築法的樓宇	-

Note:

The above table is based on the requirements as stipulated in the Practice Note for Authorized Persons, Registered Structural Engineers and Registered Geotechnical Engineers ADM-2 issued by the Buildings Department. The Buildings Department may revise such requirements from time to time as appropriate.

註：

上述表格是根據屋宇署所發出的《認可人士、註冊結構工程師及註冊岩土工程師作業備考》ADM-2 規定的要求而制訂的。屋宇署會按實際需要不時更改有關要求。

申請建築物總樓面面積寬免的資料

Environmental Assessment of the Building
有關建築物的環境評估



Estimated Energy Performance or Consumption for the Common Parts of the Development
發展項目的公用部分的預計能量表現或消耗

Latest information on the estimated energy performance or consumption for the common parts of the Development as submitted to the Building Authority prior to the printing of the sales brochures:
於印製售樓說明書前呈交予建築事務監督發展項目的公用部份的預計能量表現或消耗的最近期資料：

Part I 第I部分	
Provision of Central Air Conditioning 提供中央空調	YES 是
Provision of Energy Efficient Features 提供具能源效益的設施	YES 是
Energy Efficient Features proposed: 擬安裝的具能源效益的設施：-	VRV system 變頻多聯型分體式空調機

Part II : The predicted annual energy use of the proposed building / part of building (Note 1) 第II部分：擬興建樓宇/部分樓宇預計每年能源消耗量(註腳1)：-					
Location 位置	Internal Floor Area Served (m ²) 使用有關裝置的內部樓面面積(平方米)	Annual Energy Use of Baseline Building (Note 2) 基線樓宇(註腳2)每年能源消耗量		Annual Energy Use of Proposed Building 擬興建樓宇每年能源消耗量	
		Electricity kWh / m ² / annum 電力 千瓦小時/平方米/年	Town Gas / LPG unit / m ² / annum 煤氣/石油氣 用量單位/平方米/年	Electricity kWh / m ² / annum 電力 千瓦小時/平方米/年	Town Gas / LPG unit / m ² / annum 煤氣/石油氣 用量單位/平方米/年
Area served by central building services installation (Note3) 有使用中央屋宇裝備裝置(註腳3)的部份	41,674.59	5,101	-	4,361.20	-

Information in application for concession on gross floor area of building

申請建築物總樓面面積寬免的資料

Part III : The following installation(s) are designed in accordance with the relevant Codes of Practices published by the Electrical & Mechanical Services Department (EMSD) 第III部分：以下裝置乃按機電工程署公布的相關實務守則設計：-			
Type of Installations 裝置類型	YES 是	NO 否	N/A 不適用
Lighting Installations 照明裝置	✓		
Air Conditioning Installations 空調裝置	✓		
Electrical Installations 電力裝置	✓		
Lift & Escalator Installations 升降機及自動梯的裝置	✓		
Performance-based Approach 以總能源為本的方法			✓

Notes:

- In general, the lower the estimated "Annual Energy Use" of the building, the more efficient of the building in terms of energy use. For example, if the estimated "annual energy use of proposed building" is less than the estimated "annual energy use of baseline building", it means the predicted use of energy is more efficient in the proposed building than in the baseline building. The larger the reduction, the greater the efficiency.
The predicted annual energy use, in terms of electricity consumption (kWh/m²/annum) and town gas/LPG consumption (unit/m²/annum), of the development by the internal floor area served, where: (a) "total annual energy use" has the same meaning of "annual energy use" in the BEAM Plus New Buildings (current version); and (b) "internal floor area", in relation a building, a space or a unit means the floor area of all enclosed space measured to the internal faces of enclosing external and/or party walls.
- "Baseline Building" has the same meaning as "Baseline Building Model (zero-credit benchmark)" in the BEAM Plus New Buildings (current version).
- "Central Building Services Installation" has the same meaning as that in the Code of Practice for Energy Efficiency of Building Services Installation issued by the Electrical and Mechanical Services Department.

註腳：

- 一般而言，一棟樓宇的預計“每年能源消耗量”愈低，其節約能源的效益愈高。如一棟樓宇預計的“每年能源消耗量”低於該樓宇的“基線樓宇每年能源消耗量”，則代表預計該樓宇的能源應用較其基線樓宇有效，削減幅度愈大則代表有關樓宇能源節約的效益愈高。
預計每年能源消耗量〔以耗電量（千瓦小時/平方米/年）及煤氣/石油氣消耗量（用量單位/平方米/年）計算〕，指將發展項目的每年能源消耗總量除以使用有關裝置的內部樓面面積所得出的商，其中：-
(a) “每年能源消耗量”與新建樓宇 BEAM Plus 標準（現行版本）中的「年能源消耗」具有相同涵義；及
(b) 樓宇、空間或單位的“內部樓面面積”，指外牆及/或共用牆的內壁之內表面起量度出來的樓面面積。
- “基準樓宇”與新建樓宇 BEAM Plus 標準（現行版本）中的“基準建築物模式（零分標準）”具有相同涵義。
- “中央屋宇裝備裝置”與機電工程署發出的《屋宇裝備裝置能源效益實務守則》中的涵義相同。

There may be future changes to the Development and the surrounding areas.
發展項目及其周邊地區日後可能出現改變。

Date of Printing : 21 January 2016
印製日期 : 2016年1月21日

Examination Record

檢視紀錄

Examination / Revision Date	Revision Made	
	Page Number	Revision Made
19 February 2016	6, 43, 48, 231, 249, 250, 260	Typing errors are corrected
	38, 53, 58, 63, 68, 73, 78, 83, 88	Printing errors are corrected
12 May 2016	22	Location plan of the development is updated
	23	Aerial photograph of the development is updated
	24-26	Obsolete aerial photograph of the development is deleted
	31-46, 48-127, 130, 132-138, 140-146, 148-151, 153-157, 159-163, 165-169, 171-175, 177-179, 210, 212, 214-216, 265	Layout is updated according to the latest approved building plans
	47, 128, 129, 131, 152, 158, 164	1. Layout is updated according to the latest approved building plans 2. Thicknesses of the floor slabs of some residential properties are amended
	139, 147, 170	1. Layout is updated according to the latest approved building plans 2. Floor-to-floor heights of some residential properties are amended
	176	1. Layout is updated according to the latest approved building plans 2. Thicknesses of the floor slabs of some residential properties are amended 3. Floor-to-floor heights of some residential properties are amended
	211	1. Layout is updated according to the latest approved building plans 2. Presentation format is amended
	213, 217	1. Layout is updated according to the latest approved building plans 2. Parking space numbers are updated according to the latest approved building plans
	218	Presentation format is amended
	285-297	Elevation plans are updated according to the latest approved building plans
	298	Information is updated according to the latest approved building plans
314, 316, 318-322, 324, 327, 330, 332-336, 341, 343, 345	Mechanical and electrical provisions are amended to follow the amended mechanical and electrical provisions plan	

檢視/修改日期	所作修改	
	頁次	所作修改
2016年2月19日	6, 43, 48, 231, 249, 250, 260	更正打印錯字
	38, 53, 58, 63, 68, 73, 78, 83, 88	更正排印錯誤
2016年5月12日	22	更新發展項目的所在位置圖
	23	更新發展項目的鳥瞰照片
	24-26	刪除發展項目的過時鳥瞰照片
	31-46, 48-127, 130, 132-138, 140-146, 148-151, 153-157, 159-163, 165-169, 171-175, 177-179, 210, 212, 214-216, 265	根據最新經批准的建築圖則更新布局
	47, 128, 129, 131, 152, 158, 164	1. 根據最新經批准的建築圖則更新布局 2. 修訂部分住宅物業的樓板厚度
	139, 147, 170	1. 根據最新經批准的建築圖則更新布局 2. 修訂部分住宅物業的層與層之間的高度
	176	1. 根據最新經批准的建築圖則更新布局 2. 修訂部分住宅物業的樓板厚度 3. 修訂部分住宅物業的層與層之間的高度
	211	1. 根據最新經批准的建築圖則更新布局 2. 修訂展示格式
	213, 217	1. 根據最新經批准的建築圖則更新布局 2. 根據最新經批准的建築圖則更新停車位編號
	218	修訂展示格式
	285-297	根據最新經批准的建築圖則更新立面圖
	298	根據最新經批准的建築圖則更新資料
314, 316, 318-322, 324, 327, 330, 332-336, 341, 343, 345	跟隨修訂機電裝置平面圖修訂機電裝置	

Examination Record

檢視紀錄

Examination / Revision Date	Revision Made	
	Page Number	Revision Made
12 May 2016	346, 354, 359, 364, 366, 371, 376, 381, 386, 391, 396, 401, 406, 408-409, 417-419, 422-424, 427-429, 432-434, 442-445, 447, 453, 459, 461, 465, 471, 477, 484, 488-490	1. Layout is amended to follow that in the floor plan 2. Mechanical & electrical provisions are amended
	347-349, 351-353, 355-358, 360-363, 365, 367-370, 372-375, 377-380, 382-385, 387-390, 392-395, 397-400, 402-405, 407, 410-414, 416, 420-421, 426, 430-431, 436-437, 439, 448-452, 454-458, 460, 462, 464, 466, 468, 470, 472-474, 476, 478-480, 482-483, 485-486, 491-493	1. Layout is amended to follow that in the floor plan 2. Mechanical & electrical provisions are updated
	350, 415, 425, 435, 438, 440-441, 446, 463, 467, 469, 475, 481, 487	Layout is amended to follow that in the floor plan
	519	1. Layout and description are updated according to the latest approved building plans 2. The extracted drawing is replaced by that in the latest approved building plans
	521-522	Information in "Breakdown of GFA Concessions Obtained for All Features" is updated according to the latest approved building plans
	23 June 2016	31, 128, 133, 139
135, 141, 449, 455		1. Printing errors are corrected 2. Typing errors are corrected
136-138, 142-144, 152-155, 158-161, 164-167, 170-173, 176-179, 450-452, 456-458, 466-469, 472-475, 478-481, 484-487, 490-493, 495-503		Typing errors are corrected
214		Printing error is corrected

檢視/修改日期	所作修改	
	頁次	所作修改
2016年5月12日	346, 354, 359, 364, 366, 371, 376, 381, 386, 391, 396, 401, 406, 408-409, 417-419, 422-424, 427-429, 432-434, 442-445, 447, 453, 459, 461, 465, 471, 477, 484, 488-490	1. 跟隨平面圖修訂布局 2. 修訂機電裝置
	347-349, 351-353, 355-358, 360-363, 365, 367-370, 372-375, 377-380, 382-385, 387-390, 392-395, 397-400, 402-405, 407, 410-414, 416, 420-421, 426, 430-431, 436-437, 439, 448-452, 454-458, 460, 462, 464, 466, 468, 470, 472-474, 476, 478-480, 482-483, 485-486, 491-493	1. 跟隨平面圖修訂布局 2. 更新機電裝置
	350, 415, 425, 435, 438, 440-441, 446, 463, 467, 469, 475, 481, 487	跟隨平面圖修訂布局
	519	1. 根據最新經批准的建築圖則更新布局及描述 2. 更換摘錄自最新經批准的建築圖則之圖
	521-522	根據最新經批准的建築圖則更新“獲寬免總樓面面積的設施分項”的資料
	2016年6月23日	31, 128, 133, 139
135, 141, 449, 455		1. 更正排印錯誤 2. 更正打印錯字
136-138, 142-144, 152-155, 158-161, 164-167, 170-173, 176-179, 450-452, 456-458, 466-469, 472-475, 478-481, 484-487, 490-493, 495-503		更正打印錯字
214		更正排印錯誤

Examination Record

檢視紀錄

Examination / Revision Date	Revision Made	
	Page Number	Revision Made
23 June 2016	494	1. Typing errors are corrected 2. Appliance in a residential property is changed
	504-508, 510-511	1. Typing errors are corrected 2. Appliance is added in some residential properties
	509	Appliance is added in some residential properties
1 September 2016	22	Location plan of the development is updated
	28	Outline zoning plan relating to the development is updated
	31	1. Layout is updated according to the latest approved building plans 2. The estimated date of completion of the buildings and facilities as provided by the Authorized Person for the development is amended
	32, 36, 37, 41, 42, 46, 47, 51, 52, 56, 57, 61, 62, 66, 67, 71, 72, 76, 77, 81, 82, 86, 87, 91, 92, 96, 97, 102, 107, 112, 117, 122, 125, 128-131, 135, 137, 138, 141, 143, 144, 146, 148-154, 156-160, 162-166, 168-172, 174-178, 212, 213, 215-217	Layout is updated according to the latest approved building plans
	285-297	1. Elevation plans are updated according to the latest approved building plans 2. Date of the latest approved building plans is added
	338	Mechanical & electrical provisions are amended to follow the amended mechanical & electrical provisions plan
	346, 351, 356, 366, 371, 376, 381, 386, 391, 396, 401, 406, 416, 421, 426, 431, 436, 439, 451, 452, 457, 458, 466, 467, 472, 473, 478, 479, 484, 485, 489-491	1. Layout is amended to follow that in the floor plan 2. Mechanical & electrical provisions are amended
	347-349, 352-354, 357-359, 367-369, 372-374, 382-384, 387-389, 392-394, 397-399, 402-404, 417-419, 422-424, 427-429, 432-434, 437, 440, 450, 456, 487	Mechanical & electrical provisions are amended
	350, 460, 462-465, 468, 470, 471, 474, 476, 477, 480, 483, 486, 492	Layout is amended to follow that in the floor plan

檢視/修改日期	所作修改	
	頁次	所作修改
2016年6月23日	494	1. 更正打印錯字 2. 更改一個住宅物業的設備
	504-508, 510-511	1. 更正打印錯字 2. 增添部分住宅物業的設備
	509	增添部分住宅物業的設備
2016年9月1日	22	更新發展項目的所在位置圖
	28	更新關乎發展項目的分區計劃大綱圖
	31	1. 根據最新經批准的建築圖則更新布局 2. 修訂由發展項目的認可人士提供的建築物及設施的預計落成日期
	32, 36, 37, 41, 42, 46, 47, 51, 52, 56, 57, 61, 62, 66, 67, 71, 72, 76, 77, 81, 82, 86, 87, 91, 92, 96, 97, 102, 107, 112, 117, 122, 125, 128-131, 135, 137, 138, 141, 143, 144, 146, 148-154, 156-160, 162-166, 168-172, 174-178, 212, 213, 215-217	根據最新經批准的建築圖則更新布局
	285-297	1. 根據最新經批准的建築圖則更新立面圖 2. 增添最新經批准的建築圖則的日期
	338	跟隨修訂機電裝置平面圖修訂機電裝置
	346, 351, 356, 366, 371, 376, 381, 386, 391, 396, 401, 406, 416, 421, 426, 431, 436, 439, 451, 452, 457, 458, 466, 467, 472, 473, 478, 479, 484, 485, 489-491	1. 跟隨平面圖修訂布局 2. 修訂機電裝置
	347-349, 352-354, 357-359, 367-369, 372-374, 382-384, 387-389, 392-394, 397-399, 402-404, 417-419, 422-424, 427-429, 432-434, 437, 440, 450, 456, 487	修訂機電裝置
	350, 460, 462-465, 468, 470, 471, 474, 476, 477, 480, 483, 486, 492	跟隨平面圖修訂布局

Examination Record

檢視紀錄

Examination / Revision Date	Revision Made	
	Page Number	Revision Made
1 September 2016	355, 360, 365, 370, 375, 380, 385, 390, 395, 400, 405, 410, 443-445, 449, 455	1. Layout is amended to follow that in the floor plan 2. Mechanical & electrical provisions are updated
	361, 411, 442, 482, 488	1. Layout is amended to follow that in the floor plan 2. Mechanical & electrical provisions are updated and amended
	362-364, 377-379, 407-409	Mechanical & electrical provisions are updated and amended
	519	Information in "Relevant Information" is updated according to the latest approved building plans
24 November 2016	6	1. The heading for the "Name of the street at which the Development is situated and the street number allocated by the Commissioner of Rating and Valuation for the purpose of distinguishing the Development" is updated. 2. Status of the development is updated.
	10-20	Status of the development is updated
	31	The statement of "The estimated date of completion of the buildings and facilities, as provided by the Authorized Person for the Development" is deleted
	128, 150, 156, 162, 296, 297, 442, 464, 470, 476	Printing errors are corrected
	348-351, 411-414, 436, 446, 452, 458, 462, 471, 482, 486, 492	Mechanical and electrical provisions are amended
	352, 356-359, 361-364, 366, 371, 376, 381, 384, 386, 389, 391, 394, 396, 399, 401, 404, 406-409, 447, 449, 453, 455, 457, 468, 480	Mechanical and electrical provisions are updated and amended
	353, 354, 367-369, 372-374, 377-379, 382, 383, 387, 388, 392, 393, 397, 398, 402, 403, 442, 451, 474	Mechanical and electrical provisions are updated
29 December 2016	No revision made	

檢視/修改日期	所作修改	
	頁次	所作修改
2016年9月1日	355, 360, 365, 370, 375, 380, 385, 390, 395, 400, 405, 410, 443-445, 449, 455	1. 跟隨平面圖修訂布局 2. 更新機電裝置
	361, 411, 442, 482, 488	1. 跟隨平面圖修訂布局 2. 更新及修訂機電裝置
	362-364, 377-379, 407-409	更新及修訂機電裝置
	519	根據最新經批准的建築圖則更新“有關資料”的資料
2016年11月24日	6	1. 更新“發展項目所位於的街道的名稱及由差餉物業估價署署長為識別發展項目的目的而編配的門牌號數”的標題 2. 更新發展項目的狀況
	10-20	更新發展項目的狀況
	31	刪除“由發展項目的認可人士提供的建築物及設施的預計落成日期”的陳述
	128, 150, 156, 162, 296, 297, 442, 464, 470, 476	更正排印錯誤
	348-351, 411-414, 436, 446, 452, 458, 462, 471, 482, 486, 492	修訂機電裝置
	352, 356-359, 361-364, 366, 371, 376, 381, 384, 386, 389, 391, 394, 396, 399, 401, 404, 406-409, 447, 449, 453, 455, 457, 468, 480	更新及修訂機電裝置
	353, 354, 367-369, 372-374, 377-379, 382, 383, 387, 388, 392, 393, 397, 398, 402, 403, 442, 451, 474	更新機電裝置
2016年12月29日	並無作出修改	

Examination Record

檢視紀錄

Examination / Revision Date	Revision Made	
	Page Number	Revision Made
2 March 2017	6	The estimated material date for the development is amended
	22	Location plan of the development is updated
	352, 353, 357, 358, 362, 363, 367, 368, 372, 373, 377, 378, 382, 383, 387, 388, 392, 393, 397, 398, 402, 403, 407, 408	Mechanical and electrical provisions are amended
25 April 2017	28	Outline zoning plan relating to the development is updated
	207	Roof areas of P1 and P17 of Block D are amended
18 May 2017	42, 47, 87-91, 122-127, 429	Printing errors are corrected
	411, 477	Mechanical and electrical provisions are amended
	444	1. Printing errors are corrected 2. Mechanical and electrical provisions are amended
14 August 2017	2-5	"Notes to purchasers of first-hand residential properties" is updated according to the latest version issued by the Sales of First-hand Residential Properties Authority
	5A-5D (additional page)	"Notes to purchasers of first-hand residential properties" is updated according to the latest version issued by the Sales of First-hand Residential Properties Authority and is added in this page
	23	Aerial photograph of the development is updated
	24-26	Latest aerial photograph of the development is added
	28	Outline zoning plan relating to the development is updated
2 November 2017	22	Location plan of the development is updated
	23	Aerial photograph of the development is updated

檢視/修改日期	所作修改	
	頁次	所作修改
2017年3月2日	6	修訂發展項目的預計關鍵日期
	22	更新發展項目的所在位置圖
	352, 353, 357, 358, 362, 363, 367, 368, 372, 373, 377, 378, 382, 383, 387, 388, 392, 393, 397, 398, 402, 403, 407, 408	修訂機電裝置
2017年4月25日	28	更新關乎發展項目的分區計劃大綱圖
	207	修訂D座P1及P17的天台面積
2017年5月18日	42, 47, 87-91, 122-127, 429	更正排印錯誤
	411, 477	修訂機電裝置
	444	1. 更正排印錯誤 2. 修訂機電裝置
2017年8月14日	2-5	根據一手住宅物業銷售監管局最新發出的版本更新“一手住宅物業買家須知”
	5A-5D (加頁)	根據一手住宅物業銷售監管局最新發出的版本更新“一手住宅物業買家須知”及增添至此頁
	23	更新發展項目的鳥瞰照片
	24-26	增添發展項目的最新鳥瞰照片
	28	更新關乎發展項目的分區計劃大綱圖
2017年11月2日	22	更新發展項目的所在位置圖
	23	更新發展項目的鳥瞰照片

Examination Record

檢視紀錄

Examination / Revision Date	Revision Made	
	Page Number	Revision Made
17 January 2018	6	Status of the development is updated
	21	Status of the deed of mutual covenant and the status of appointment of the manager of the development are updated
	22	Location plan of the development is updated
	23	Aerial photograph of the development is updated
	24-26	Obsolete aerial photograph of the development is deleted
	219, 231, 299	Status of the deed of mutual covenant is updated
	230, 242	Status of appointment of the manager of the development is updated
	525	1. The section of "Information required by the Director of Lands to be set out in the sales brochure as a condition for giving the presale consent" is deleted as the certificate of compliance of the development has been issued. 2. The description of "There may be future change to the Development and the surrounding areas" and "Date of Printing" originally on page 526 is moved to this page.
526 (deleted page)	The description of "There may be future change to the Development and the surrounding areas" and "Date of Printing" originally on this page is moved to page 525.	
6 April 2018	22	Location plan of the development is updated
	43, 44, 357, 358	Printing error is corrected
	300-313	The residential properties applicable on these pages are amended
	313A-313F (additional page)	Relevant schedules of Flat D, 5/F, Tower 8 are moved to these pages and some information is amended
	313G-313L (additional page)	Relevant schedules of Flat B, 5/F, Tower 9 are moved to these pages and some information is amended
	322, 323	Schedule of Mechanical & Electrical Provisions of Residential Properties for Tower 8 are separated and individually provided on pages 323A and 323B

檢視/修改日期	所作修改	
	頁次	所作修改
2018年1月17日	6	更新發展項目的狀況
	21	更新公契的狀況及發展項目的管理人的委任狀況
	22	更新發展項目的所在位置圖
	23	更新發展項目的鳥瞰照片
	24-26	刪除發展項目的過時鳥瞰照片
	219, 231, 299	更新公契的狀況
	230, 242	更新發展項目的管理人委任狀況
	525	1. 由於發展項目的合格證明書經已發出，因此刪除“地政總署署長作為給予預售樓花同意書的條件而規定列於售樓說明書的資料”的章節。 2. 轉移原先載於第526頁的“發展項目及其周邊地區日後可能出現改變”及“印製日期”的描述至此頁。
526 (刪頁)	轉移原先載於此頁的“發展項目及其周邊地區日後可能出現改變”及“印製日期”的描述至第525頁。	
2018年4月6日	22	更新發展項目的所在位置圖
	43, 44, 357, 358	更正排印錯誤
	300-313	修訂此頁適用的住宅物業
	313A-313F (加頁)	轉移第8座5樓D單位的相關列表至此頁及修訂部分資料
	313G-313L (加頁)	轉移第9座5樓B單位的相關列表至此頁及修訂部分資料
	322, 323	區分及個別提供第8座住宅物業機電裝置數量說明表於第323A及323B頁

Examination Record

檢視紀錄

Examination / Revision Date	Revision Made	
	Page Number	Revision Made
6 April 2018	323A (additional page)	1. Schedule of Mechanical & Electrical Provisions of Residential Properties for Tower 8 is individually provided in this page 2. Mechanical & Electrical Provisions are updated
	323B (additional page)	Schedule of Mechanical & Electrical Provisions of Residential Properties for Tower 8 is individually provided in this page
	378, 383	1. Description is added to the mechanical and electrical provisions plan 2. Mechanical and electrical provisions plans of Flat D, 5/F, Tower 8 & Flat B, 5/F, Tower 9 is separated and individually provided on pages 378A & 383A respectively
	378A (additional page)	Mechanical and electrical provisions plans for Flat D, 5/F, Tower 8 is individually provided in this page and mechanical & electrical provisions of Flat D, 5/F, Tower 8 are amended
	383A (additional page)	Mechanical and electrical provisions plans for Flat B, 5/F, Tower 9 is individually provided in this page and mechanical & electrical provisions of Flat B, 5/F, Tower 9 are amended
31 May 2018	378B, 383B (additional page)	This page is left blank intentionally.
14 June 2018	169	Description is added to the floor plan
	169A (additional page)	"As-is" layout and description are added
	169B, 482B, 483B (additional page)	This page is left blank intentionally
	300-313	The residential properties applicable on these pages are amended
	313M-313T (additional page)	Relevant schedules of Residential Unit G1, Block E are moved to these pages and some information is amended
	342	Mechanical and electrical provisions are amended
	383A	Printing error is corrected

檢視/修改日期	所作修改	
	頁次	所作修改
2018年4月6日	323A (加頁)	1. 個別提供第8座住宅物業機電裝置數量說明表於此頁 2. 更新機電裝置
	323B (加頁)	個別提供第8座住宅物業機電裝置數量說明表於此頁
	378, 383	1. 增添機電裝置平面圖的描述 2. 區分及個別提供第8座5樓D單位及第9座5樓B單位機電裝置平面圖於第378A及第383A頁
	378A (加頁)	個別提供第8座5樓D單位機電裝置平面圖於此頁及修訂第8座5樓D單位機電裝置
	383A (加頁)	個別提供第9座5樓B單位機電裝置平面圖於此頁及修訂第9座5樓B單位機電裝置
2018年5月31日	378B, 383B (加頁)	本頁故意留白
2018年6月14日	169	增添樓面平面圖的描述
	169A (加頁)	增添現時布局及描述
	169B, 482B, 483B (加頁)	本頁故意留白
	300-313	修訂此頁適用的住宅物業
	313M-313T (加頁)	轉移E座G1住宅單位的相關列表至此頁及修訂部分資料
	342	修訂機電裝置
	383A	更正排印錯誤

Examination Record

檢視紀錄

Examination / Revision Date	Revision Made	
	Page Number	Revision Made
14 June 2018	482, 483	1. Description is added to the mechanical and electrical provisions plan 2. Mechanical and electrical provisions plans of Residential Unit G1, Block E is separated and individually provided on page 482A & 483A
	482A (additional page)	Mechanical and electrical provisions plans for LG/F, Residential Unit G1, Block E is individually provided in this page and mechanical & electrical provisions of LG/F, Residential Unit G1, Block E are amended
	483A (additional page)	Mechanical and electrical provisions plans for G/F, Residential Unit G1, Block E is individually provided in this page and mechanical & electrical provisions of G/F, Residential Unit G1, Block E are amended
21 June 2018	22	Location plan of the development is updated
23 August 2018	22	Location plan of the development is updated
	69, 84, 89	Description is added to the floor plan
	69A, 84A, 89A (additional page)	"As-is" layout and description are added
	69B, 84B, 89B, 398B, 403B (additional page)	This page is left blank intentionally
	169, 313B	Printing error is corrected
	300-302, 304-313	The residential properties applicable on these pages are amended
	303	1. The residential properties applicable on this page are amended 2. Printing error is corrected
	313G-313L	1. Relevant schedule of Flat B, 5/F, Tower 9 originally on these pages is moved to page 313M-313R 2. Relevant schedule of Flat A, 5/F, Tower 9 is moved to these pages and some information is amended
	313M	1. Relevant schedule of Residential Unit G1, Block E originally on this page is moved to page 313AE 2. Relevant schedule of Flat B, 5/F, Tower 9 originally on page 313G is moved to this page

檢視/修改日期	所作修改	
	頁次	所作修改
2018年6月14日	482, 483	1. 增添機電裝置平面圖的描述 2. 區分及個別提供E座G1住宅單位機電裝置平面圖於第482A及483A頁
	482A (加頁)	個別提供E座G1住宅單位地下低層機電裝置平面圖於此頁及修訂E座G1住宅單位地下低層機電裝置
	483A (加頁)	個別提供E座G1住宅單位地下機電裝置平面圖於此頁及修訂E座G1住宅單位地下機電裝置
2018年6月21日	22	更新發展項目的所在位置圖
2018年8月23日	22	更新發展項目的所在位置圖
	69, 84, 89	增添樓面平面圖的描述
	69A, 84A, 89A (加頁)	增添現時布局及描述
	69B, 84B, 89B, 398B, 403B (加頁)	本頁故意留白
	169, 313B	更正排印錯誤
	300-302, 304-313	修訂此頁適用的住宅物業
	303	1. 修訂此頁適用的住宅物業 2. 更正排印錯誤
	313G-313L	1. 轉移原先載於此頁的第9座5樓B單位的相關列表至第313M-313R頁 2. 轉移第9座5樓A單位的相關列表至此頁及修訂部分資料
	313M	1. 轉移原先載於此頁的E座G1住宅單位的相關列表至第313AE頁 2. 轉移原先載於第313G頁的第9座5樓B單位的相關列表至此頁

Examination Record

檢視紀錄

Examination / Revision Date	Revision Made	
	Page Number	Revision Made
23 August 2018	313N	1. Relevant schedule of Residential Unit G1, Block E originally on this page is moved to page 313AF 2. Relevant schedule of Flat B, 5/F, Tower 9 originally on page 313H is moved to this page and printing error is corrected
	313O	1. Relevant schedule of Residential Unit G1, Block E originally on this page is moved to 313AG 2. Relevant schedule of Flat B, 5/F, Tower 9 originally on page 313I is moved to this page and printing error is corrected
	313P-313R	1. Relevant schedules of Residential Unit G1, Block E originally on these pages are moved to 313AH-313AJ 2. Relevant schedule of Flat B, 5/F, Tower 9 originally on page 313J-313L is moved to these pages
	313S-313T	1. Relevant schedule of Residential Unit G1, Block E originally on these pages is moved to page 313AK-313AL 2. Relevant schedule of Flat A, 5/F, Tower 12 is moved to these pages and some information is amended
	313U-313X (additional page)	Relevant schedule of Flat A, 5/F, Tower 12 is moved to these pages and some information are amended
	313Y-313Z, 313AA-313AD (additional page)	Relevant schedule of Flat B, 5/F, Tower 15 is moved to these pages and some information is amended
	313AE-313AF (additional page)	Relevant schedule of Residential Unit G1, Block E originally on page 313M-313N is moved to these pages
	313AG (additional page)	1. Relevant schedule of Residential Unit G1, Block E originally on page 313O is moved to this page and printing error is corrected
	313AH-313AL (additional page)	Relevant schedule of Residential Unit G1, Block E originally on page 313P-313T is moved to these page
	322, 323	Schedule of Mechanical & Electrical Provisions of Residential Properties for Tower 9, Tower 12 & Tower 15 are separated and individually provided on pages 323C, 323D, 323E, 323F, 323G & 323H
	323C (additional page)	1. Schedule of Mechanical & Electrical Provisions of Residential Properties for Tower 9 is individually provided in this page 2. Mechanical & Electrical Provisions are updated
	323D (additional page)	Schedule of Mechanical & Electrical Provisions of Residential Properties for Tower 9 is individually provided in this page

檢視/修改日期	所作修改	
	頁次	所作修改
2018年8月23日	313N	1. 轉移原先載於此頁的E座G1住宅單位的相關列表至第313AF頁 2. 轉移原先載於第313H頁的第9座5樓B單位的相關列表至此頁及更正排印錯誤
	313O	1. 轉移原先載於此頁的E座G1住宅單位的相關列表至第313AG頁 2. 轉移原先載於第313I頁的第9座5樓B單位的相關列表至此頁及更正排印錯誤
	313P-313R	1. 轉移原先載於此頁的E座G1住宅單位的相關列表至第313AH-313AJ頁 2. 轉移原先載於第313J-313L頁的第9座5樓B單位的相關列表至此頁
	313S-313T	1. 轉移原先載於此頁的E座G1住宅單位的相關列表至第313AK-313AL頁 2. 轉移第12座5樓A單位的相關列表至此頁及修訂部分資料
	313U-313X (加頁)	轉移第12座5樓A單位的相關列表至此頁及修訂部分資料
	313Y-313Z, 313AA-313AD (加頁)	轉移第15座5樓B單位的相關列表至此頁及修訂部分資料
	313AE-313AF (加頁)	轉移原先載於第313M-313N頁的E座G1住宅單位的相關列表至此頁
	313AG (加頁)	1. 轉移原先載於第313O頁的E座G1住宅單位的相關列表至此頁及更正排印錯誤
	313AH-313AL (加頁)	轉移原先載於第313P-313T頁的E座G1住宅單位的相關列表至此頁
	322, 323	區分及個別提供第9座，第12座及第15座住宅物業機電裝置數量說明表於第323C，323D，323E，323F，323G及323H頁
	323C (加頁)	1. 個別提供第9座住宅物業機電裝置數量說明表於此頁 2. 更新機電裝置
	323D (加頁)	個別提供第9座住宅物業機電裝置數量說明表於此頁

Examination Record

檢視紀錄

Examination / Revision Date	Revision Made	
	Page Number	Revision Made
23 August 2018	323E (additional page)	I. Schedule of Mechanical & Electrical Provisions of Residential Properties for Tower 12 is individually provided in this page 2. Mechanical & Electrical Provisions are updated
	323F (additional page)	Schedule of Mechanical & Electrical Provisions of Residential Properties for Tower 12 is individually provided in this page
	323G (additional page)	I. Schedule of Mechanical & Electrical Provisions of Residential Properties for Tower 15 is individually provided in this page 2. Mechanical & Electrical Provisions are updated
	323H (additional page)	Schedule of Mechanical & Electrical Provisions of Residential Properties for Tower 15 is individually provided in this page
	383	I. Description is amended to the mechanical and electrical provisions plan 2. Mechanical and electrical provisions plan of Flat A, 5/F, Tower 9 is separated and individually provided on page 383A
	398	I. Description is added to the mechanical and electrical provisions plan 2. Mechanical and electrical provisions plan of Flat A, 5/F, Tower 12 is separated and individually provided on page 398A
	403	I. Description is added to the mechanical and electrical provisions plan 2. Mechanical and electrical provisions plan of Flat B, 5/F, Tower 15 is separated and individually provided on page 403A
	383A (additional page)	Mechanical and electrical provisions plans for Flat A, 5/F, Tower 9 is individually provided in this page and mechanical & electrical provisions of Flat A, 5/F, Tower 9 are amended
	398A (additional page)	Mechanical and electrical provisions plans for Flat A, 5/F, Tower 12 is individually provided in this page and mechanical & electrical provisions of Flat A, 5/F, Tower 12 are amended
	403A (additional page)	Mechanical and electrical provisions plans for Flat B, 5/F, Tower 15 is individually provided in this page and mechanical & electrical provisions of Flat B, 5/F, Tower 15 are amended
20 September 2018	7	The information of the development is updated
	22	Location plan of the development is updated
	82	Description is added to the floor plan
	82A (additional page)	"As-is" layout and description are added

檢視/修改日期	所作修改	
	頁次	所作修改
2018年8月23日	323E (加頁)	1. 個別提供第12座住宅物業機電裝置數量說明表於此頁 2. 更新機電裝置
	323F (加頁)	個別提供第12座住宅物業機電裝置數量說明表於此頁
	323G (加頁)	1. 個別提供第15座住宅物業機電裝置數量說明表於此頁 2. 更新機電裝置
	323H (加頁)	個別提供第15座住宅物業機電裝置數量說明表於此頁
	383	1. 修訂機電裝置平面圖的描述 2. 區分及個別提供第9座5樓A單位機電裝置平面圖於第383A頁
	398	1. 增添機電裝置平面圖的描述 2. 區分及個別提供第12座5樓A單位機電裝置平面圖於第398A頁
	403	1. 增添機電裝置平面圖的描述 2. 區分及個別提供第15座5樓B單位機電裝置平面圖於第403A頁
	383A (加頁)	個別提供第9座5樓A單位機電裝置平面圖於此頁及修訂第9座5樓A單位住宅單位機電裝置
	398A (加頁)	個別提供第12座5樓A單位機電裝置平面圖於此頁及修訂第12座5樓A單位住宅單位機電裝置
	403A (加頁)	個別提供第15座5樓B單位機電裝置平面圖於此頁及修訂第15座5樓B單位住宅單位機電裝置
2018年9月20日	7	更新發展項目的資料
	22	更新發展項目的所在位置圖
	82	增添樓面平面圖的描述
	82A (加頁)	增添現時布局及描述

Examination Record

檢視紀錄

Examination / Revision Date	Revision Made	
	Page Number	Revision Made
20 September 2018	82B, 396B (additional page)	This page is left blank intentionally
	300-313	The residential properties applicable on these pages are amended
	313S-313X	1. Relevant schedule of Flat A, 5/F, Tower 12 originally on these pages is moved to page 313Y-313Z and 313AA-313AD 2. Relevant schedule of Flat B, G/F, Tower 12 is moved to these pages and some information is amended
	313Y-313Z, 313AA-313AD	1. Relevant schedule of Flat B, 5/F, Tower 15 originally on these pages is moved to page 313AE-313AJ 2. Relevant schedule of Flat A, 5/F, Tower 12 originally on page 313S-313X is moved to these pages
	313AE-313AJ	1. Relevant schedule of Residential Unit G1, Block E originally on these pages is moved to page 313AK-313AP 2. Relevant schedule of Flat B, 5/F, Tower 15 originally on page 313Y-313Z, 313AA-313AD is moved to these pages
	313AK-313AL	1. Relevant schedule of Residential Unit G1, Block E originally on these pages is moved to page 313AQ-313AR 2. Relevant schedule of Residential Unit G1, Block E originally on page 313AE-313AF is moved to these pages
	313AM-313AR (additional page)	Relevant schedule of Residential Unit G1, Block E originally on page 313AG-313AL is moved to these pages
	323E	Mechanical & Electrical Provisions are updated
	396	1. Description is added to the mechanical and electrical provisions plan 2. Mechanical and electrical provisions plan of Flat B, G/F, Tower 12 is separated and individually provided on page 396A
	396A (additional page)	Mechanical and electrical provisions plans for Flat B, G/F, Tower 12 is individually provided in this page and mechanical & electrical provisions of Flat B, G/F, Tower 12 are amended
6 December 2018	7	Status of the bank undertaking to provide finance for the construction of the development is updated
	22	Location plan of the development is updated
	23	Aerial photograph of the development is updated

檢視/修改日期	所作修改	
	頁次	所作修改
2018年9月20日	82B, 396B (加頁)	本頁故意留白
	300-313	修訂此頁適用的住宅物業
	313S-313X	1. 轉移原先載於此頁的第12座5樓A單位的相關列表至第313Y-313Z及313AA-313AD頁 2. 轉移第12座地下B單位的相關列表至此頁及修訂部分資料
	313Y-313Z, 313AA-313AD	1. 轉移原先載於此頁的第15座5樓B單位的相關列表至第313AE-313AJ頁 2. 轉移原先載於第313S-313X頁的第12座5樓A單位的相關列表至此頁
	313AE-313AJ	1. 轉移原先載於此頁的E座G1住宅單位的相關列表至第313AK-313AP頁 2. 轉移原先載於第313Y-313Z, 313AA-313AD頁的第15座5樓B單位的相關列表至此頁
	313AK-313AL	1. 轉移原先載於此頁的E座G1住宅單位的相關列表至第313AQ-313AR頁 2. 轉移原先載於第313AE-313AF頁的E座G1住宅單位的相關列表至此頁
	313AM-313AR (加頁)	轉移原先載於第313AG-313AL頁的E座G1住宅單位的相關列表至此頁
	323E	更新機電裝置
	396	1. 增添機電裝置平面圖的描述 2. 區分及個別提供第12座地下B單位機電裝置平面圖於第396A頁
	396A (加頁)	個別提供第12座地下B單位機電裝置平面圖於此頁及修訂第12座地下B單位住宅單位機電裝置
2018年12月6日	7	更新為發展項目的建造提供融資的銀行承諾的狀況
	22	更新發展項目的所在位置圖
	23	更新發展項目的最新鳥瞰照片

Examination Record

檢視紀錄

Examination / Revision Date	Revision Made	
	Page Number	Revision Made
6 December 2018	24-26	Latest aerial photograph of the development is added
	28	Outline zoning plan relating to the development is updated
	152, 153, 154	Description is added to the floor plan
	152A, 153A, 154A	"As-is" layout and description are added
	152B, 153B, 154B, 466B, 467B, 468B (additional page)	This page is left blank intentionally
	300, 302-313	The residential properties applicable on these pages are amended
	301	1. The residential properties applicable on this page are amended 2. Typing error is corrected
	313AK-313AQ	1. Relevant schedule of Residential Unit G1, Block E originally on these pages is moved to page 313AR-313AX 2. Relevant schedule of Residential Unit P1, Block D moved to these pages and some information is amended
	313AR	Relevant schedule of Residential Unit G1, Block E originally on page 313AK is moved to this page
	313AS (additional page)	1. Relevant schedule of Residential Unit G1, Block E originally on page 313AL is moved to this page 2. Typing error is corrected
	313AT-313AY (additional page)	Relevant schedule of Residential Unit G1, Block E originally on page 313AM-313AR is moved to these pages
	338, 339	Mechanical & electrical provisions are amended to follow the amended mechanical & electrical provisions plan
	466, 467, 468	1. Description is added to the mechanical and electrical provisions plan 2. Mechanical and electrical provisions plan of Residential Unit P1, Block D is separated and individually provided on page 466A, 467A and 468A
466A, 467A, 468A (additional page)	Mechanical and electrical provisions plans for Residential Unit P1, Block D is individually provided in this page and mechanical & electrical provisions of Residential Unit P1, Block D are amended	

檢視/修改日期	所作修改	
	頁次	所作修改
2018年12月6日	24-26	增添發展項目的最新鳥瞰照片
	28	更新關乎發展項目的分區計劃大綱圖
	152, 153, 154	增添樓面平面圖的描述
	152A, 153A, 154A	增添現時布局及描述
	152B, 153B, 154B, 466B, 467B, 468B (加頁)	本頁故意留白
	300, 302-313	修訂此頁適用的住宅物業
	301	1. 修訂此頁適用的住宅物業 2. 更正打印錯字
	313AK-313AQ	1. 轉移原先載於此頁的E座G1住宅單位的相關列表至第313AR-313AX頁 2. 轉移D座P1住宅單位的相關列表至此頁及修訂部分資料
	313AR	轉移原先載於第313AK頁的E座G1住宅單位的相關列表至此頁
	313AS (加頁)	1. 轉移原先載於第313AL頁的E座G1住宅單位的相關列表至此頁 2. 更正打印錯字
	313AT-313AY (加頁)	轉移原先載於第313AM-313AR頁的E座G1住宅單位的相關列表至此頁
	338, 339	跟隨修訂機電裝置平面圖修訂機電裝置
	466, 467, 468	1. 增添機電裝置平面圖的描述 2. 區分及個別提供D座P1住宅單位機電裝置平面圖於第466A、467A及468A頁
466A, 467A, 468A (加頁)	個別提供D座P1住宅單位機電裝置平面圖於此頁及修訂D座P1住宅單位住宅單位機電裝置	

Examination Record

檢視紀錄

Examination / Revision Date	Revision Made	
	Page Number	Revision Made
28 February 2019	22	Location plan of the development is updated
	133, 139, 140	Printing errors are corrected
	160	Typing errors are corrected
20 May 2019	7	Name of the Authorized Person for the development is changed
	22	Location plan of the development is updated
	23	Aerial photograph of the development is updated
	24	1. Aerial photograph originally on this page is moved to page 26 2. Latest aerial photograph of the development is added
	26	1. Obsolete aerial photograph of the development is deleted 2. Aerial photograph originally on page 24 is moved to this page
	47	Description is added to the floor plan
	47A (additional page)	"As-is" layout and description are added
	47B, 361B (additional page)	This page is left blank intentionally
	300-313	The residential properties applicable on these pages are amended
	313(a)1-313(a)6 (additional page)	Relevant schedule of Flat C, G/F, Tower 5 is moved to these pages and some information is amended
	320	Mechanical & Electrical Provisions are updated
	361	1. Description is added to the mechanical and electrical provisions plan 2. Mechanical and electrical provisions plan of Flat C, G/F, Tower 5 is separated and individually provided on page 361A
361A (additional page)	Mechanical and electrical provisions plans for Flat C, G/F, Tower 5 is individually provided in this page and mechanical & electrical provisions of Flat C, G/F, Tower 5 are amended	
523	Status of the environmental assessment of the building is updated	

檢視/修改日期	所作修改	
	頁次	所作修改
2019年2月28日	22	更新發展項目的所在位置圖
	133, 139, 140	更正排印錯誤
	160	更正打印錯字
2019年5月20日	7	更改發展項目的認可人士的名稱
	22	更新發展項目的所在位置圖
	23	更新發展項目的最新鳥瞰照片
	24	1. 轉移原先載於此頁的鳥瞰照片至第26頁 2. 增添發展項目的最新鳥瞰照片
	26	1. 刪除發展項目的過時鳥瞰照片 2. 轉移原先載於第24頁的鳥瞰照片至此頁
	47	增添樓面平面圖的描述
	47A (加頁)	增添現時布局及描述
	47B, 361B (加頁)	本頁故意留白
	300-313	修訂此頁適用的住宅物業
	313(a)1-313(a)6 (加頁)	轉移第5座地下C單位的相關列表至此頁及修訂部分資料
	320	更新機電裝置
	361	1. 增添機電裝置平面圖的描述 2. 區分及個別提供第5座地下C單位機電裝置平面圖於第361A頁
361A (加頁)	個別提供第5座地下C單位機電裝置平面圖於此頁及修訂第5座地下C單位住宅單位機電裝置	
523	更新建築物的環境評估的狀況	

Examination Record

檢視紀錄

Examination / Revision Date	Revision Made	
	Page Number	Revision Made
25 July 2019	22	Location plan of the development is updated
	23, 24	Aerial photograph of the development is updated
	30	Outline zoning plan relating to the development is updated
	146, 151	Description is added to the floor plan
	146A, 151A (additional page)	"As-is" layout and description are added
	146B, 151B, 459B, 460B, 464B, 465B (additional page)	This page is left blank intentionally
	300-313	The residential properties applicable on these pages are amended
	313A(r)1-313A(r)8 (additional page)	Relevant schedule of Residential Unit G1, Block C is moved to these pages and some information is amended
	313A(z)1-313A(z)8 (additional page)	Relevant schedule of Residential Unit G1, Block D is moved to these pages and some information is amended
	336-340	Mechanical & Electrical Provisions are amended
	459, 460	1. Description is added to the mechanical and electrical provisions plan 2. Mechanical and electrical provisions plan of Residential Unit G1, Block C is separated and individually provided on page 459A and 460A
	459A (additional page)	Mechanical and electrical provisions plans for LG/F, Residential Unit G1, Block C is individually provided in this page and mechanical & electrical provisions of LG/F, Residential Unit G1, Block C are amended
	460A (additional page)	Mechanical and electrical provisions plans for G/F, Residential Unit G1, Block C is individually provided in this page and mechanical & electrical provisions of G/F, Residential Unit G1, Block C are amended
	464, 465	1. Description is added to the mechanical and electrical provisions plan 2. Mechanical and electrical provisions plan of Residential Unit G1, Block D is separated and individually provided on page 464A and 465A
464A (additional page)	Mechanical and electrical provisions plans for LG/F, Residential Unit G1, Block D is individually provided in this page and mechanical & electrical provisions of LG/F, Residential Unit G1, Block D are amended	
465A (additional page)	Mechanical and electrical provisions plans for G/F, Residential Unit G1, Block D is individually provided in this page and mechanical & electrical provisions of G/F, Residential Unit G1, Block D are amended	

檢視/修改日期	所作修改	
	頁次	所作修改
2019年7月25日	22	更新發展項目的所在位置圖
	23, 24	更新發展項目的最新鳥瞰照片
	30	更新關乎發展項目的分區計劃大綱圖
	146, 151	增添樓面平面圖的描述
	146A, 151A (加頁)	增添現時布局及描述
	146B, 151B, 459B, 460B, 464B, 465B (加頁)	本頁故意留白
	300-313	修訂此頁適用的住宅物業
	313A(r)1-313A(r)8 (加頁)	轉移C座G1住宅單位的相關列表至此頁及修訂部分資料
	313A(z)1-313A(z)8 (加頁)	轉移D座G1住宅單位的相關列表至此頁及修訂部分資料
	336-340	更新機電裝置
	459, 460	1. 增添機電裝置平面圖的描述 2. 區分及個別提供C座G1住宅單位機電裝置平面圖於第459A頁及460A頁
	459A (加頁)	個別提供C座G1住宅單位地下低層機電裝置平面圖於此頁及修訂C座G1住宅單位地下低層機電裝置
	460A (加頁)	個別提供C座G1住宅單位地下機電裝置平面圖於此頁及修訂C座G1住宅單位地下機電裝置
	464, 465	1. 增添機電裝置平面圖的描述 2. 區分及個別提供D座G1住宅單位機電裝置平面圖於第464A頁及465A頁
464A (加頁)	個別提供D座G1住宅單位地下低層機電裝置平面圖於此頁及修訂D座G1住宅單位地下低層機電裝置	
465A (加頁)	個別提供C座G1住宅單位地下機電裝置平面圖於此頁及修訂D座G1住宅單位地下機電裝置	

Examination Record

檢視紀錄

Examination / Revision Date	Revision Made	
	Page Number	Revision Made
17 October 2019	22	Location plan of the development is updated
19 December 2019	7	The status of any other person who has made a loan for the construction of the Development is updated
	22	Location plan of the development is updated
12 March 2020	22	Location plan of the development is updated
19 March 2020	139, 140	Description is added to the floor plan
	139A, 140A (additional page)	"As-is" layout and description are added
	139B, 140B, 453B, 454B (additional page)	This page is left blank intentionally
	300-313	The residential properties applicable on these pages are amended
	313A(j)1-313A(j)8 (additional page)	Relevant schedule of Residential Unit G1, Block B is moved to these pages and some information is amended
	334, 335	Mechanical & electrical provisions are amended to follow the amended mechanical and electrical provisions plan
	453, 454	1. Description is added to the mechanical and electrical provisions plan 2. Mechanical and electrical provisions plan of Residential Unit G1, Block B is separated and individually provided on page 453A and 454A
	453A (additional page)	Mechanical and electrical provisions plans for LG/F, Residential Unit G1, Block B is individually provided in this page and mechanical & electrical provisions of LG/F, Residential Unit G1, Block B are amended
454A (additional page)	Mechanical and electrical provisions plans for G/F, Residential Unit G1, Block B is individually provided in this page and mechanical & electrical provisions of G/F, Residential Unit G1, Block B are amended	
11 June 2020	23	1. Aerial photograph originally on this page is moved to page 25 2. Latest aerial photograph of the development is added
	24	1. Aerial photograph originally on this page is moved to page 26 2. Latest aerial photograph of the development is added
	25	1. Obsolete aerial photograph of the development is deleted 2. Aerial photograph originally on page 23 is moved to this page
	26	1. Obsolete aerial photograph of the development is deleted 2. Aerial photograph originally on page 24 is moved to this page

檢視/修改日期	所作修改	
	頁次	所作修改
2019年10月17日	22	更新發展項目的所在位置圖
2019年12月19日	7	更新已為發展項目的建造提供貸款的任何其他人的狀況
	22	更新發展項目的所在位置圖
2020年3月12日	22	更新發展項目的所在位置圖
2020年3月19日	139, 140	增添樓面平面圖的描述
	139A, 140A (加頁)	增添現時布局及描述
	139B, 140B, 453B, 454B (加頁)	本頁故意留白
	300-313	修訂此頁適用的住宅物業
	313A(j)1-313A(j)8 (加頁)	轉移B座G1住宅單位的相關列表至此頁及修訂部分資料
	334, 335	跟隨修訂機電裝置平面圖修訂機電裝置
	453, 454	1. 增添機電裝置平面圖的描述 2. 區分及個別提供B座G1住宅單位機電裝置平面圖於第453A頁及454A頁
	453A (加頁)	個別提供B座G1住宅單位地下低層機電裝置平面圖於此頁及修訂B座G1住宅單位地下低層機電裝置
454A (加頁)	個別提供B座G1住宅單位地下機電裝置平面圖於此頁及修訂B座G1住宅單位地下機電裝置	
2020年6月11日	23	1. 轉移原先載於此頁的鳥瞰照片至第25頁 2. 增添發展項目的最新鳥瞰照片
	24	1. 轉移原先載於此頁的鳥瞰照片至第26頁 2. 增添發展項目的最新鳥瞰照片
	25	1. 刪除發展項目的過時鳥瞰照片 2. 轉移原先載於第23頁的鳥瞰照片至此頁
	26	1. 刪除發展項目的過時鳥瞰照片 2. 轉移原先載於第24頁的鳥瞰照片至此頁

Examination Record

檢視紀錄

Examination / Revision Date	Revision Made	
	Page Number	Revision Made
3 September 2020	22	Location plan of the development is updated
	28, 30	Outline zoning plan relating to the development is updated
26 November 2020	22	Location plan of the development is updated
	23A (additional page)	This page is left blank intentionally
	23B (additional page)	Latest aerial photograph of the development is added
	23	1. Aerial photograph originally on this page is moved to page 24 2. Latest aerial photograph of the development is added
	24	1. Aerial photograph originally on this page is moved to page 25 2. Aerial photograph originally on page 23 is moved to this page
	25	1. Obsolete aerial photograph of the development is deleted 2. Aerial photograph originally on page 24 is moved to this page
4 February 2021	22	Location plan of the development is updated
	23A (deleted page)	Blank page is deleted
	23B (deleted page)	Obsolete aerial photograph of the development is deleted
	23-26	Aerial photograph of the development is updated
22 April 2021	22	Location plan of the development is updated
	135, 137	Description is added to the floor plan
	135A, 137A (additional page)	"As-is" layout and description are added
	135B, 137B (additional page)	This page is left blank intentionally
	300-313	The residential properties applicable on these pages are amended
	313A)(g)1-313A)(g)8 (additional page)	Relevant schedule of Residential Unit P3, Block A is moved to these pages and some information is amended
	332	Mechanical & electrical provisions are amended to follow the amended mechanical & electrical provisions plans

檢視/修改日期	所作修改	
	頁次	所作修改
2020年9月3日	22	更新發展項目的所在位置圖
	28, 30	更新關乎發展項目的分區計劃大綱圖
2020年11月26日	22	更新發展項目的所在位置圖
	23A (加頁)	本頁故意留白
	23B (加頁)	增添發展項目的最新鳥瞰照片
	23	1. 轉移原先載於此頁的鳥瞰照片至第24頁 2. 增添發展項目的最新鳥瞰照片
	24	1. 轉移原先載於此頁的鳥瞰照片至第25頁 2. 轉移原先載於第23頁的鳥瞰照片至此頁
	25	1. 刪除發展項目的過時鳥瞰照片 2. 轉移原先載於第24頁的鳥瞰照片至此頁
2021年2月4日	22	更新發展項目的所在位置圖
	23A (刪頁)	刪除本白頁
	23B (刪頁)	刪除發展項目的過時鳥瞰照片
	23-26	更新發展項目的鳥瞰照片
2021年4月22日	22	更新發展項目的所在位置圖
	135, 137	增添樓面平面圖的描述
	135A, 137A (加頁)	增添現時布局及描述
	135B, 137B (加頁)	本頁故意留白
	300-313	修訂此頁適用的住宅物業
	313A)(g)1-313A)(g)8 (加頁)	轉移A座P3住宅單位的相關列表至此頁及修訂部分資料
	332	跟隨修訂機電裝置平面圖修訂機電裝置

Examination Record

檢視紀錄

Examination / Revision Date	Revision Made	
	Page Number	Revision Made
22 April 2021	449, 450, 451	1. Description is added to the mechanical and electrical provisions plan 2. Mechanical and electrical provisions plan of Residential Unit P3, Block A is separated and individually provided on page 449A, 450A and 451A
	449A (additional page)	Mechanical and electrical provisions plans for 1/F, Residential Unit P3, Block A is individually provided in this page and mechanical & electrical provisions of 1/F, Residential Unit P3, Block A are amended
	450A (additional page)	Mechanical and electrical provisions plans for 2/F, Residential Unit P3, Block A is individually provided in this page and mechanical & electrical provisions of 2/F, Residential Unit P3, Block A are amended
	451A (additional page)	Mechanical and electrical provisions plans for 3/F, Residential Unit P3, Block A is individually provided in this page and mechanical & electrical provisions of 3/F, Residential Unit P3, Block A are amended
	449B, 450B, 451B (additional page)	This page is left blank intentionally
15 July 2021	23-26	Aerial photograph of the development is updated
	28	Outline zoning plan relating to the development is updated
30 September 2021	3-5D	"Notes to purchasers of first-hand residential properties" is updated according to the latest version issued by the Sales of First-hand Residential Properties Authority
	22	Location plan of the development is updated
16 December 2021	22	Location plan of the development is updated
	23-26	Aerial photograph of the development is updated
10 March 2022	22	Location plan of the development is updated
	29	Outline zoning plan relating to the development is updated
2 June 2022	22	Location plan of the development is updated
25 August 2022	22	Location plan of the development is updated
17 November 2022	No revision made	

檢視/修改日期	所作修改	
	頁次	所作修改
2021年4月22日	449, 450, 451	1. 增添機電裝置平面圖的描述 2. 區分及個別提供A座P3住宅單位機電裝置平面圖於第449A頁、450A頁及451A頁
	449A (加頁)	個別提供A座P3住宅單位1樓機電裝置平面圖於此頁及修訂A座P3住宅單位1樓機電裝置
	450A (加頁)	個別提供A座P3住宅單位2樓機電裝置平面圖於此頁及修訂A座P3住宅單位2樓機電裝置
	451A (加頁)	個別提供A座P3住宅單位3樓機電裝置平面圖於此頁及修訂A座P3住宅單位3樓機電裝置
	449B, 450B, 451B (加頁)	本頁故意留白
2021年7月15日	23-26	更新發展項目的鳥瞰照片
	28	更新關乎發展項目的分區計劃大綱圖
2021年9月30日	3-5D	根據一手住宅物業銷售監管局最新發出的版本更新“一手住宅物業買家須知”
	22	更新發展項目的所在位置圖
2021年12月16日	22	更新發展項目的所在位置圖
	23-26	更新發展項目的鳥瞰照片
2022年3月10日	22	更新發展項目的所在位置圖
	29	更新關乎發展項目的分區計劃大綱圖
2022年6月2日	22	更新發展項目的所在位置圖
2022年8月25日	22	更新發展項目的所在位置圖
2022年11月17日	並無作出修改	

Examination Record

檢視紀錄

Examination / Revision Date	Revision Made	
	Page Number	Revision Made
9 February 2023	22	Location plan of the development is updated
4 May 2023	5, 5D	"Notes to purchasers of first-hand residential properties" is updated according to the latest version issued by the Sales of First-hand Residential Properties Authority
	22	Location plan of the development is updated
	23-26	Aerial photograph of the development is updated
27 July 2023	22	Location plan of the development is updated
	23-26	Aerial photograph of the development is updated
	29	Outline zoning plan relating to the development is updated
19 October 2023	9	Relationship between parties involved in the development is updated
	23-24	Aerial photograph of the development is updated
	25-26	1. Obsolete aerial photograph of the development is deleted 2. This page is left blank intentionally
	521-524	"Information in application for concession on gross floor area of building" is updated according to the latest version issued by the Sales of First-hand Residential Properties Authority.
11 January 2024	23-24	Aerial photograph of the development is updated
	25-26	Latest aerial photograph of the development is added
	28	Outline zoning plan relating to the development is updated
3 April 2024	22	Location plan of the development is updated

檢視/修改日期	所作修改	
	頁次	所作修改
2023年2月9日	22	更新發展項目的所在位置圖
2023年5月4日	5, 5D	根據一手住宅物業銷售監管局最新發出的版本更新“一手住宅物業買家須知”
	22	更新發展項目的所在位置圖
	23-26	更新發展項目的鳥瞰照片
2023年7月27日	22	更新發展項目的所在位置圖
	23-26	更新發展項目的鳥瞰圖
	29	更新關乎發展項目的分區計劃大綱圖
2023年10月19日	9	更新有參與發展項目的各方的關係
	23-24	更新發展項目的鳥瞰照片
	25-26	1. 刪除發展項目的過時鳥瞰照片 2. 本頁故意留白
	521-524	根據一手住宅物業銷售監管局最新發出的版本更新“申請建築物總樓面面積寬免的資料”
2024年1月11日	23-24	更新發展項目的鳥瞰照片
	25-26	增添發展項目的最新鳥瞰照片
	28	更新關乎發展項目的分區計劃大綱圖
2024年4月3日	22	更新發展項目的所在位置圖

